



Keeping the  in Hometown®

# Baptist Hospitals of Southeast Texas

---

Community Health Needs Assessment and  
Implementation Plan

March 2022

**Baptist**  
Hospitals of Southeast Texas

 **CHC**  
Community Hospital Corporation

# Table of Contents

<b>Section 1: Community Health Needs Assessment .....</b>	<b>2</b>
Executive Summary .....	3
Process and Methodology.....	8
Hospital Biography .....	14
Study Area .....	20
Demographic Overview.....	22
Health Data Overview .....	39
Phone Interview Findings.....	81
Local Community Health Reports .....	98
Input Regarding the Hospital’s Previous CHNA .....	101
Evaluation of Hospital’s Impact.....	103
Previous CHNA Prioritized Health Needs .....	141
2022 CHNA Preliminary Health Needs .....	143
Prioritization.....	145
Priorities That Will Not Be Addressed.....	150
Resources in the Community .....	152
Information Gaps .....	201
About Community Hospital Corporation .....	203
Appendix .....	205
Summary of Data Sources.....	206
Data References.....	209
HPSA and MUA/P Information.....	212
Interviewee Information.....	234
<b>Section 2: Implementation Plan .....</b>	<b>238</b>
<b>Section 3: Feedback, Comments and Paper Copies .....</b>	<b>252</b>
Input Regarding the Hospital’s Current CHNA.....	253

# **Section 1:** **Community Health Needs Assessment**



# EXECUTIVE SUMMARY

## Executive Summary

A comprehensive, six-step community health needs assessment (“CHNA”) was conducted for Baptist Hospitals of Southeast Texas (BHSET) by Community Hospital Corporation (CHC). This CHNA utilizes relevant health data and stakeholder input to identify the significant community health needs in Jefferson and Orange Counties in Texas.

The CHNA Team, consisting of leadership from BHSET, met with staff from CHC on December 2, 2021 to review the research findings and prioritize the community health needs. Six significant community health needs were identified by assessing the prevalence of the issues identified from the health data findings combined with the frequency and severity of mentions in community input.

Baptist Hospitals of Southeast Texas participated in a roundtable discussion to rank the community health needs based on three characteristics: size and prevalence of the issue, effectiveness of interventions and the hospital’s capacity to address the need. Through collaboration, engagement and partnership with the community, BHSET will address the following priorities with a specific focus on affordable care and reducing health disparities among specific populations.

The six most significant needs, as ranked during the December 2nd prioritization meeting, are listed below:

- 1.) Prevention, Education and Services to Address High Mortality Rates, Chronic Diseases, Preventable Conditions and Unhealthy Lifestyles
- 2.) Access to Mental and Behavioral Health Care Services and Providers
- 3.) Access to Primary and Specialty Care Services and Providers
- 4.) Increased Emphasis on Education and Awareness of Existing Health Care Resources
- 5.) Continued Focus on COVID-19 Prevention & Response
- 6.) Access to Dental Care Services and Providers

Once this prioritization process was complete, the hospital leadership discussed the results and decided to address five of the prioritized needs in various capacities through hospital specific implementation plans. This implementation plan addresses the top five of the six needs. “Access to Dental Care Services and Providers” is not addressed largely due to the fact that it is not a core business function of the hospital and the limited capacity of the hospital to address such needs.

BHSET leadership has developed the following implementation plan to identify specific activities and services which directly address the top five priorities. The objectives were identified by studying the prioritized health needs, within the context of the hospital’s overall strategic plan and the availability of finite resources. The plan includes a rationale for each priority, followed by objectives, specific implementation activities, responsible leaders, progress, and key results (as appropriate).

The BHSET Board reviewed and adopted the 2022 Community Health Needs Assessment and Implementation Plan on March 28, 2022.

## **Priority #1: Prevention, Education and Services to Address High Mortality Rates, Chronic Diseases, Preventable Conditions and Unhealthy Lifestyles**

Data suggests that higher rates of specific mortality causes and unhealthy behaviors warrants a need for increased preventive education and services to improve the health of the community. Heart disease and cancer are the two leading causes of death in Jefferson and Orange Counties. Jefferson and Orange Counties have higher mortality rates than Texas for the following causes of death: heart disease; cancer; Alzheimer's disease; chronic lower respiratory diseases; cerebrovascular disease; accidents (unintentional injuries); diabetes mellitus; nephrotic syndrome and nephrosis; intentional self-harm (suicide); lung and bronchus cancer; and colon & rectum cancer. Additionally, Jefferson County has a higher prostate cancer mortality rate than the state and Orange County has a higher rate of chronic liver disease and cirrhosis than the state.

Both Jefferson and Orange Counties have higher prevalence rates of chronic conditions such as adult diabetes, obesity, arthritis, adult asthma, diabetes for Medicare beneficiaries and high blood pressure for Medicare beneficiaries than the state. Jefferson County has higher prevalence rates of communicable diseases such as chlamydia, gonorrhea, syphilis and HIV than the state. Both counties have higher percentages of residents participating in unhealthy lifestyle behaviors such as smoking and physical inactivity than the state. With regards to maternal and child health, specifically, Jefferson and Orange Counties have higher low birth weight births and higher teen (age 0-19 years) birth rates than the state.

Data suggests that Jefferson and Orange County residents are not appropriately seeking preventive care services, such as timely pap tests and adults (age 18-64) who did not receive their flu vaccine in the past year. Orange County has a lower rate of individuals who received a mammogram when compared to the state. Additionally, both counties have a lower rate of primary care providers per 100,000 persons as compared to the state, and Orange County has a lower rate of dentists per 100,000 persons than the state as well.

Several interviewees noted that there are emerging chronic conditions like obesity, diabetes, heart disease and hypertension in the community. Interviewees expressed concern surrounding the increasing need to address chronic conditions in the area. One interviewee stated: "There are nonprofits in the community attempting to service as many of our residents as they can, but the need is greater than our capacity to serve." Additionally, interviewees discussed limited availability of the built environment as well as wellness opportunities in the area, particularly in Orange County. One interviewee stated: "...the first thing Orange County needs is a hospital, and then we just need education to make sure everyone knows what's available and could get regular health checks that are preventive that would help alleviate more serious problems down the road."

Interviewees also discussed the impact of COVID-19 on prevalence of lung issues like asthma and COPD as well as HIV infections. One interviewee stated: "...we're going to have a higher case rate of HIV and that is because of the interruption with HIV testing over the past year. Right now we are seeing more new cases of HIV and I fear we are going to see more in the younger population." It was mentioned that there is limited awareness and understanding of health care resources and benefits available in minority populations, particularly the Hispanic population. One interviewee stated: "Our Hispanic population doesn't know about the different health care benefits that are available. It's about getting them to be aware and checking on everything and taking those preventive steps." Interviewees also emphasized the disparate rates of chronic conditions in the African American population. One interviewee stated: "We still have an inordinate number of our black community suffering from diabetes, high blood pressure and that's a disparity that's ongoing and we see it. We need to be active in educating where we can."

## **Priority #2: Access to Mental and Behavioral Health Care Services and Providers**

Data suggests that residents in Jefferson and Orange Counties do not have adequate access to mental and behavioral health care services and providers. Jefferson and Orange Counties have a lower rate of mental health care providers per 100,000 than the state. Additionally, both counties have higher rates of adult (age 18+) depression and those individuals who reported having 14+ days of poor mental health.

Many interviewees mentioned the significant impact of natural disasters and the COVID-19 pandemic on residents' mental health. Several interviewees discussed the difficulty in recruiting mental and behavioral health providers and how the shortage of providers and resources is leading to long wait times for all payer types and outmigration to Houston. One interviewee stated: "The name of the game is long wait times for mental health, regardless..."



## **Priority #2: Access to Mental and Behavioral Health Care Services and Providers (continued)**

...payment source. Even if you're cash, Medicare, low income, sliding scale, it's very hard to get in as a new patient." Another interviewee stated: "People who need psychological counseling go to Houston. They'll find Houston counseling centers with certified therapists, licensed counselors to go to."

Interviewees also discussed the need for affordable outpatient services and the concern surrounding how mental and behavioral health patients are landing in the Emergency Room, judicial system or using ambulances. One interviewee stated: "Post pandemic, there's an increase in mental health patients. We could double what we've put out there. A lot of people with mental health problems just end up in the back of an ambulance or the back of a police car." Another interviewee stated: "Mental and behavioral health is an issue, especially as it pertains to individuals placed in the judicial system inaccurately that really are more a mental or behavioral health issue."

Several people discussed the need for substance abuse treatment for women in the community and concerns about the impact of COVID-19 on remote access of services. One interviewee stated: "The need for substance abuse treatment is dire. Substance abuse disorder clogs our jails and prisons and also clogs our hospital ERs. Substance use disorders have been mainly focused on men however we're seeing a huge growth in a need of services for women." Another interviewee stated: "There's an enormous change since COVID-19 came around. Almost all mental health providers are remote now, psychiatrists as well as counselors. There are a few who have gone back to face to face, but very few. Most are very remote."

## **Priority #3: Access to Primary and Specialty Care Services and Providers**

Both counties have higher preventable hospitalization rates than the state. Additionally, Jefferson and Orange Counties have several Health Professional Shortage Area and Medically Underserved Area/Population designations as defined by the U.S. Department of Health and Human Services Health Resources and Services Administration (HRSA).

With regards to primary care access, interviewees noted difficulty accessing primary care in Southeast Texas, particularly for the low income, un/underinsured and Medicare/Medicaid residents in the area. Interviewees discussed the limited supply of resources accepting underserved residents and how that is leading to long wait times. One interviewee stated: "...There's not a huge amount of PCPs who are taking Medicare, Medicaid, and/or un/underinsured patients. There are a few resources in town and the wait times for those resources are very long."

Interviewees discussed long wait times for appointments in the community and that is leading to patients inappropriately using the Emergency Room, individuals foregoing care and worsened health outcomes. In conjunction to that, interviewees mentioned how the urgent care services are used by individuals because they perceive it to be lower in cost and having a shorter wait time than their provider. One interviewee stated: "I seek out one of the urgent care facilities when I'm sick because I know it's a shorter wait time and what my copay will be, so I very seldom use my PCP when I'm ill."

It was noted that residents who were impacted by disasters are utilizing urgent care facilities as a stop-gap measure. Several people mentioned the difficulty in accessing primary care in Orange County and the need for greater diversity in providers who can relate to minority populations in the community. One interviewee stated: "We need to have more diversity in primary care providers. We have an emerging Spanish speaking population. They may understand English but they're more comfortable expressing themselves in Spanish. There's also a shortage of black female providers and more requests for black female providers."

Access to specialty care was brought up by several interviewees as a need because there has been historical outmigration to Houston due to a "bigger is better" perception of services. Additionally, several people noted the long wait times in the area for specialty care services and that is leading to individuals foregoing care, particularly the un/underinsured and Medicaid patients. One interviewee stated: "They do have wait times, there are many who do not accept Medicaid or un/underinsured so it takes a longer time for people to get into care. That's actually causing a lot of people to forego care."

Interviewees also discussed the difficulty in finding providers with similar cultural backgrounds and how this issue is leading to some individuals foregoing care. In Jefferson County specifically, interviewees mentioned the limited supply of certain specialties causing patients to travel to nearby communities and these services include: OB/GYN, Neurology, Rheumatology, Endocrinology, Pain management, Ortho/Spine, Female Cancer, and inpatient Pediatric surgery. For Orange County, it was mentioned that there was a greater shortage of specialty services due to lack of a hospital.



### **Priority #3: Access to Primary and Specialty Care Services and Providers (continued)**

One interviewee stated: "In Orange County, we've lost a lot of our specialty doctors because there's not a hospital so they don't want to be in a smaller area without a hospital."

### **Priority #4: Increased Emphasis on Education and Awareness of Existing Health Care Resources**

Interviewees raised concern surrounding the limited awareness of local opportunities to access health resources and the difference between health care access points. One interviewee stated: "People just don't know where to go. The community in general is not very visible about where people can go just for health care. It doesn't matter if it's a pregnancy test or surgery, there doesn't seem to be a hub where everyone goes to. People do not know where to go. There's just no navigator - this is not just uninsured people, it's all different kinds of people and payer types."

Several interviewees discussed health literacy, connectivity/social media and cost barriers to care as factors inhibiting awareness of health care resources in the community. Concern was raised surrounding lack of awareness of available primary care services for the underserved residents in the community. Several people discussed the difficulty in accessing/utilizing appropriate healthcare resources for the underserved population and how that is leading to delaying or foregoing care. One interviewee stated: "I don't think people are aware of everything they can get that may be low cost. There's a lot of people that may not go seek out medical help when they have an issue for fear of not having the money to pay for it."

It was mentioned that in Orange County, there is a lack of resources and that is leading to a limited number of residents seeking appropriate care. Lastly, challenges were discussed in finding methods of communication and education for the homeless population in the community. One interviewee stated: "There is not a single shelter in Orange County for homeless people and that makes it hard to communicate with them, educate them, even let them know what is available to help them. When they don't have shelter, it also means they're going to the doctor and getting medications they have nowhere to store."

### **Priority #5: Continued Focus on COVID-19 Prevention & Response**

Both counties have a lower percent of their population (age 5+) vaccinated with the COVID-19 vaccine as compared to the state (information as of November 30, 2021).

Interviewees expressed appreciation for the hospital and the community's quick response to the COVID-19 pandemic as well as the distribution of vaccines and appropriate communication regarding information about the pandemic. However, concerns were brought up about the impact of the pandemic including: vaccine administration; new virus strains; long term health effects of the COVID-19 virus as well as the vaccine, availability of vaccines and the limited supply of associated specialists; and the financial impact on health care systems. One interviewee stated: "We don't know what's going to happen with people who have had COVID-19, and we don't have a lot of either one of those specialists in this town. It's going to have a lot of lasting effects, we just don't know yet." Another interviewee stated: "The concern around the COVID-19 vaccine - what will this look like moving forward? Will it be available every year? What are the long term effects? The long term effects of vaccinations and availability is my biggest concern and think it'll be the biggest concern of a lot of people."

It was also mentioned that there is an increasing rate of mental health concerns due to COVID-19 and the pandemic, including youth substance abuse and isolation and fear in the elderly population. One interviewee specifically stated: "With COVID-19, people have been home with nothing to do and are so bored that they're turning to substances. Substance abuse seems to be everywhere in the schools, and now it seems to be in the middle schools."





# PROCESS AND METHODOLOGY

# Process and Methodology

## *Background & Objectives*

- This CHNA is designed in accordance with CHNA requirements identified in the Patient Protection and Affordable Care Act and further addressed in the Internal Revenue Service final regulations released in December 29, 2014. The objectives of the CHNA are to:
  - Meet federal government and regulatory requirements
  - Research and report on the demographics and health status of the study area, including a review of state and local data
  - Gather input, data and opinions from persons who represent the broad interest of the community
  - Analyze the quantitative and qualitative data gathered and communicate results via a final comprehensive report on the needs of the communities served by BHSET
  - Document the progress of previous implementation plan activities
  - Prioritize the needs of the community served by the hospital
  - Create an implementation plan that addresses the prioritized needs for the hospital

# Process and Methodology

## *Scope*

- The CHNA components include:
  - A description of the process and methods used to conduct this CHNA, including a summary of data sources used in this report
  - A biography of Baptist Hospitals of Southeast Texas
  - A description of the hospital's defined study area
  - Definition and analysis of the communities served, including demographic and health data analyses
  - Findings from phone interviews collecting input from community representatives, including:
    - State, local, tribal or regional governmental public health department (or equivalent department or agency) with knowledge, information or expertise relevant to the health needs of the community;
    - Members of a medically underserved, low-income or minority populations in the community, or individuals or organizations serving or representing the interests of such populations
  - A description of the progress and/or completion of community benefit activities documented in the previous implementation plan
  - The prioritized community needs and separate implementation plan, which intend to address the community needs identified
  - Documentation and rationalization of priorities not addressed by the implementation plan
  - A description of additional health services and resources available in the community
  - A list of information gaps that impact the hospital's ability to assess the health needs of the community served

# Process and Methodology

## *Methodology*

- Baptist Hospitals of Southeast Texas worked with CHC in the development of its CHNA. Baptist Hospitals of Southeast Texas provided essential data and resources necessary to initiate and complete the process, including the definition of the hospital's study area and the identification of key community stakeholders to be interviewed.
- CHC conducted the following research:
  - A demographic analysis of the study area, utilizing demographic data from Stratasan and local reports
  - A study of the most recent health data available
  - Conducted one-on-one phone interviews with individuals who have special knowledge of the communities, and analyzed results
  - Facilitated the review of collected data in December 2021 with the CHNA Team. The CHNA Team included:
    - Bryan Chandler, Chief Operations Officer
    - Stephanie Harris, Director of Marketing & Communications
    - Mary Poole, Consultant
- The methodology for each component of this study is summarized in the following section. In certain cases methodology is elaborated in the body of the report.

# Process and Methodology

## *Methodology (continued)*

### – Baptist Hospitals of Southeast Texas Biography

- Background information about Baptist Hospitals of Southeast Texas, mission, vision, values and services provided were provided by the hospital or taken from its website

### – Study Area Definition

- The study area for Baptist Hospitals of Southeast Texas is based on hospital inpatient discharge data from July 1, 2020 - June 30, 2021 and discussions with hospital staff

### – Demographics of the Study Area

- Population demographics include population change by race, ethnicity, age, median income analysis, unemployment and economic statistics in the study area
- Demographic data sources include, but are not limited to, Stratasan, the U.S. Census Bureau and the United States Bureau of Labor Statistics

### – Health Data Collection Process

- A variety of sources (also listed in the reference section) were utilized in the health data collection process
- Health data sources include, but are not limited to, the Robert Wood Johnson Foundation, Texas Department of Health and Human Services, SparkMap, United States Census Bureau, and the Centers for Disease Control and Prevention

# Process and Methodology

## *Methodology (continued)*

### – Interview Methodology

- Baptist Hospitals of Southeast Texas provided CHC with a list of persons with special knowledge of public health in Jefferson and Orange Counties, including public health representatives and other individuals who focus specifically on underrepresented groups
- From that list, thirty in depth phone interviews were conducted using a structured interview guide
- Extensive notes were taken during each interview and then quantified based on responses, communities and populations (minority, elderly, un/underinsured, etc.) served, and priorities identified by respondents. Qualitative data from the interviews was also analyzed and reported.

### – Evaluation of Hospital's Impact

- A description of the progress and/or completion of community benefit activities documented in the previous implementation plan
- Baptist Hospitals of Southeast Texas provided CHC with a report of community benefit activity progress since the previous CHNA report

### – Prioritization Strategy

- Six significant needs were determined by assessing the prevalence of the issues identified in the health data findings, combined with the frequency and severity of mentions in the interviews
- Three factors were used to rank those needs during the prioritization process
- See the prioritization section for a more detailed description of the prioritization methodology



# HOSPITAL BIOGRAPHY

# Hospital Biography

## *About Baptist Hospitals of Southeast Texas*

### **Performing Sacred Work by Delivering Quality Healthcare Solutions**

The mission of Baptist Hospitals of Southeast Texas is and always has been dedicated to providing quality healthcare and sacred work in a Christian environment to all who need it. For over seventy years, our Partners in Caring — physicians, nurses, and staff — practice a philosophy that inspires an environment of teamwork, respect, encouragement, opportunity, and trust. Our efforts continue each day as we strive to offer newer and better programs, services, and technologies for the members of our community.

The dedicated staff at our Beaumont hospital provide their time and talents to performing life-changing education and community-focused programs and services meant to enable us to achieve our vision of improving the health of our community.

### **Our History**

Established in 1949 when L.E. Stagg Sr. — a Beaumont businessman and Baptist leader — led the effort to build a “City of Healing” as a response to the serious hospital bed shortage in the Southeast Texas area. In keeping with the spirit of his membership in the Baptist General Convention of Texas, the Christian emphasis continues to be exemplified through the interrelationships of our organization’s management, 1,500 employees, and the presence and participation of the chaplaincy in the healing process.

Having served Southeast Texas for more than 70 years, Baptist Hospitals of Southeast Texas has had the opportunity to touch, heal, and change many lives. With a long history of clinical excellence, high quality healthcare, cutting-edge technology, excellent customer service, and a mission and vision founded in faith, Baptist Hospitals is privileged to be entrusted with the health of our families, friends, and neighbors.



# Hospital Biography

## *About Baptist Hospitals of Southeast Texas (cont'd)*

### **Serving the Southeast Texas Community**

Baptist Beaumont Hospital is located just off I-10 approximately 90 miles east of Houston, 60 miles from Galveston and 25 miles from the Louisiana border. This area of Southeast Texas is home to some of the world's largest refining and petrochemical centers, and has become a source of sophisticated medical technology, precision industrial equipment, large and small business, and higher education facilities that appreciate the low cost of living and the skilled workforce.

As the population changes, healthcare must adapt to the needs of the community. Caring for generations — from pediatrics to geriatrics — requires constant adaptation to meet the needs of the population. Baptist Hospitals of Southeast Texas provides abundant resources for outpatient services, inpatient services, high definition imaging, and emergency medical care 24/7 for all those needing services.

### **Specialized Services to Deliver Better Care**

Baptist Hospitals of Southeast Texas hosts the only Behavioral Health Inpatient facility in Southeast Texas, a strong emphasis has been placed on serving patients struggling with mental and/or addiction disorders. New programs have been designed to support those in need of intensive outpatient therapy, group therapy, medical detoxification, and crisis stabilization for all generations.

As the need for cancer services continued to increase in our regional area as well, Baptist Hospitals of Southeast Texas Partnered with the Cancer Center of Southeast Texas and Altus Cancer Center to create the Baptist Hospitals of Southeast Texas Regional Cancer Network. This consolidation of specialized radiation therapy, hematology and medical oncology serves to expand and enhance regional cancer care in Southeast Texas.

# Hospital Biography

## *About Baptist Hospitals of Southeast Texas (cont'd)*

### **Specialized Services to Deliver Better Care (cont'd)**

This partnership, combined with the recent Comprehensive Accreditation through the Commission on Cancer for the Baptist Cancer Center demonstrates the commitment to providing safe, efficient, and high-quality cancer services in a loving environment to members of the community.

### **Care for the Whole Family**

With the only pediatric emergency room in Southeast Texas, the Children's Emergency Center boasts five treatment rooms in a designated child-friendly area. The pediatric emergency unit is open 24 hours a day/7 days a week, staffed with nurses who have special pediatric emergency training.

As part of the commitment to the members of our community, Baptist Hospitals of Southeast Texas partnered with the Beaumont Foundation and the Reaud Foundation to open the Albert E. and Gena Reaud Guest House to provide lodging for members of our community and surrounding areas receiving medical treatment.

# Hospital Biography

## *Mission, Vision and Values*

### **Mission**

Together, we perform Sacred Work by uniting Kindness, Quality and Healing...ALWAYS.

### **Vision**

Baptist Hospitals of Southeast Texas will be the premier healthcare system by creating the best possible outcomes with exceptional patient care experiences. We will accomplish this by keeping quality (best clinical outcomes, excellent customer service and a reasonable or commensurate price) at the core of everything we do.

### **Values**

We are committed to assisting and meeting the health care needs of the individuals in our diverse communities

We are stewards of community resources and are committed to being medically, socially, financially, legally, and environmentally responsible

We are devoted to providing superior quality, cost-efficient, innovative, and compassionate care

We collaborate with our patients, families, physicians, employees, volunteers, vendors, and communities to achieve our purpose

We support teaching programs that develop the health care professionals of tomorrow

We support education and implementation of innovative technology to expand our knowledge and learn how to provide better care

We provide holistic health care which addresses with dignity the physical, social, psychological, and spiritual needs of individuals

We are committed to the growth and development of the intellectual and spiritual capabilities of our employees

We have high ethical standards and expect integrity, fairness, and respect in all our relationships

We recognize that effective, quality healthcare encourages and supports an environment focused on safe practices

# Hospital Biography

## *Hospital Services*

- Baptist Family Medicine
- Baptist Homecare
- Behavioral Health
- Bariatric Weight Loss Program
- Cancer Network
- Cardiovascular Services
- Diabetes
- Emergency Services
- Gastroesophageal Reflux Disease (GERD)
- Imaging Services
- Orthopedics
- Pediatrics
- Rheumatology
- Radiology
- Rehabilitation & Physical Therapy
- School of Radiologic Technology
- Sleep Center
- SmartHealth Clinic
- Surgical Services
- Women's Services
- Wound Healing Centers



# STUDY AREA

# Baptist Hospitals of Southeast Texas

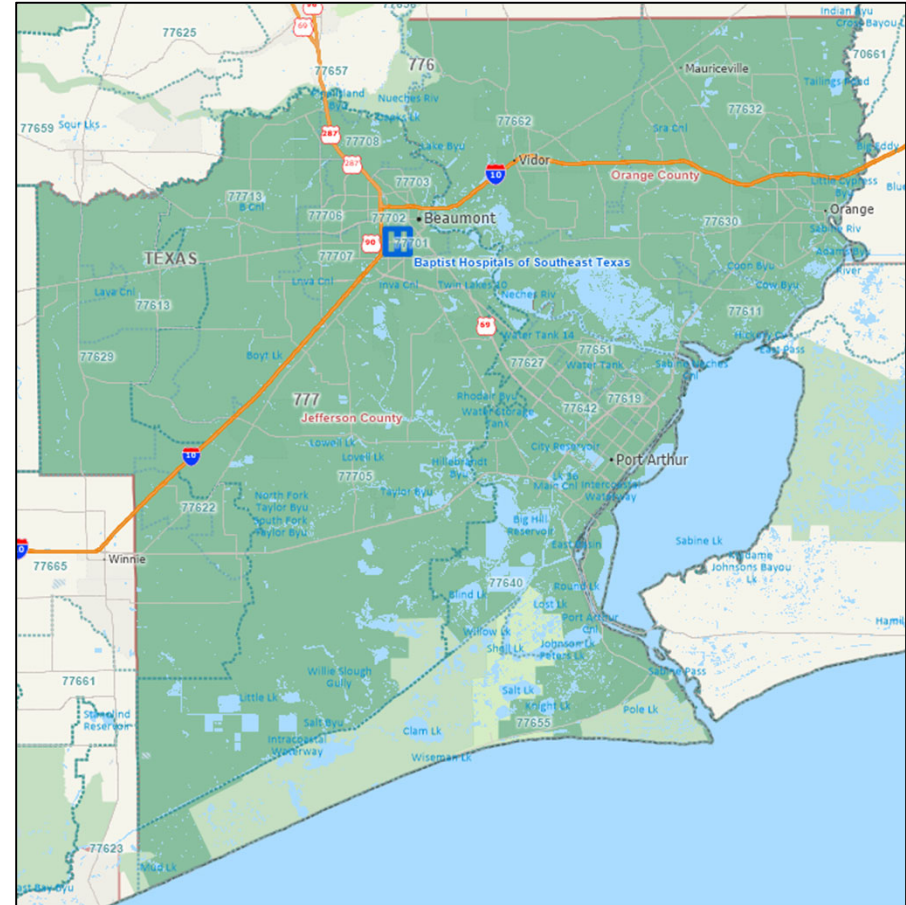
## Study Area

- Jefferson and Orange Counties comprise 70.3% of FY 2021 Inpatient Discharges
- H Indicates the hospital

**Baptist Hospitals of Southeast Texas  
Patient Origin by County  
July 1, 2020 - June 30, 2021**

County	State	FY21 Inpatient Discharges	% of Total	Cumulative % of Total
Jefferson	TX	6,829	50.3%	50.3%
Orange	TX	2,714	20.0%	70.3%
All Others		4,042	29.7%	100.0%
<b>Total</b>		<b>13,585</b>	<b>100.0%</b>	

Source: Hospital inpatient discharge data provided by Baptist Hospitals of Southeast Texas; July 2020 – June 2021.



*Note: the 2019 BHSET CHNA and Implementation Plan report studied Jefferson and Orange Counties, Texas, which comprised 69.9% of CY 2017 (January 1, 2017 – December 31, 2017) inpatient discharges.*

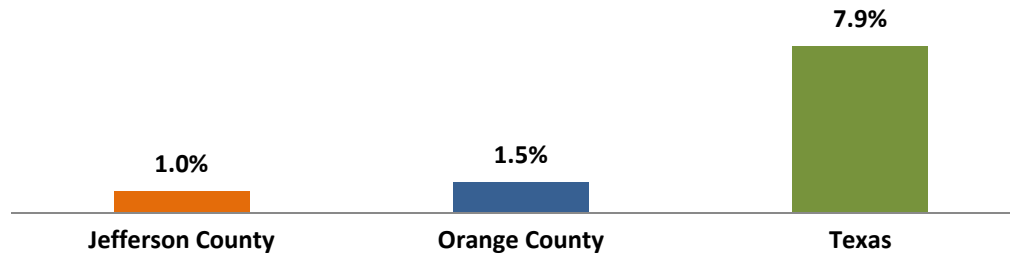


# DEMOGRAPHIC OVERVIEW

# Population Health

## *Population Growth*

### Projected 5-Year Population Growth 2021-2026



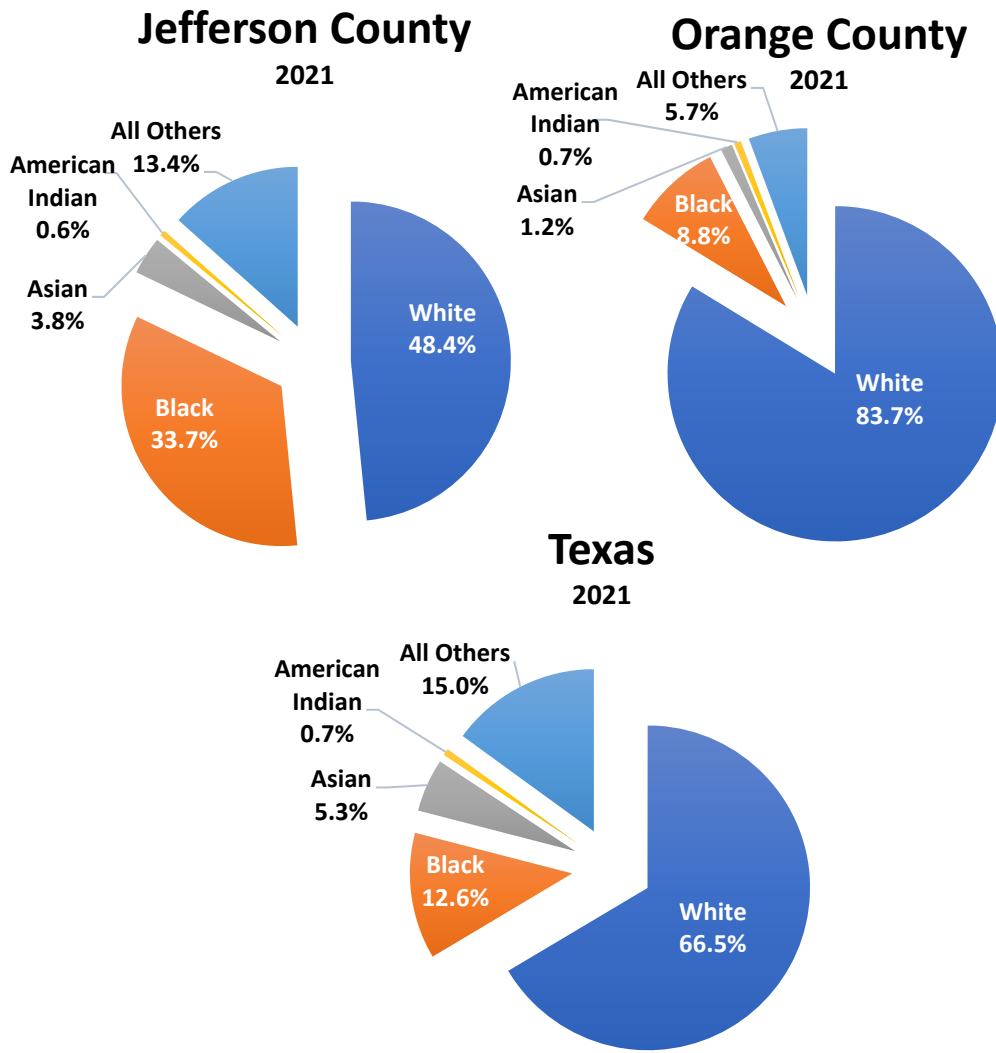
Overall Population Growth				
Geographic Location	2021	2026	2021-2026 Change	2021-2026 % Change
Jefferson County	253,780	256,439	2,659	1.0%
Orange County	85,169	86,427	1,258	1.5%
Texas	29,969,514	32,346,738	2,377,224	7.9%

Source: Stratasan, Canvas Demographic Report, 2021.



# Population Health

## Population Composition by Race/Ethnicity



Jefferson County				
Race/Ethnicity	2021	2026	2021-2026 Change	2021-2026 % Change
White	122,870	124,158	1,288	1.0%
Black	85,555	86,451	896	1.0%
Asian	9,762	9,864	102	1.0%
American Indian	1,554	1,570	16	1.0%
All Others	34,039	34,396	357	1.0%
<b>Total</b>	<b>253,780</b>	<b>256,439</b>	<b>2,659</b>	<b>1.0%</b>
Hispanic*	58,569	59,182	613	1.0%

Orange County				
Race/Ethnicity	2021	2026	2021-2026 Change	2021-2026 % Change
White	71,309	71,227	-82	-0.1%
Black	7,470	7,615	145	1.9%
Asian	980	1,068	88	9.0%
American Indian	582	643	61	10.5%
All Others	4,828	5,874	1,046	21.7%
<b>Total</b>	<b>85,169</b>	<b>86,427</b>	<b>1,258</b>	<b>1.5%</b>
Hispanic*	7,744	9,533	1,789	23.1%

Texas				
Race/Ethnicity	2021	2026	2021-2026 Change	2021-2026 % Change
White	19,915,321	21,010,464	1,095,143	5.5%
Black	3,767,225	4,176,571	409,346	10.9%
Asian	1,585,385	1,909,545	324,160	20.4%
American Indian	207,520	228,091	20,571	9.9%
All Others	4,494,063	5,022,067	528,004	11.7%
<b>Total</b>	<b>29,969,514</b>	<b>32,346,738</b>	<b>2,377,224</b>	<b>7.9%</b>
Hispanic*	12,087,461	13,513,273	1,425,812	11.8%

Source: Stratasan, Canvas Demographic Report, 2021.

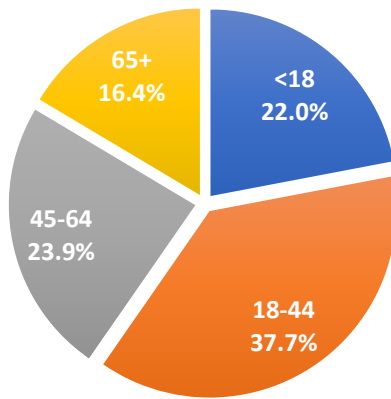
\*Hispanic numbers and percentages are calculated separately since it is classified as an ethnicity.

Note: A green highlighted row in the table represents the biggest change in true numbers in the population for each county and state.

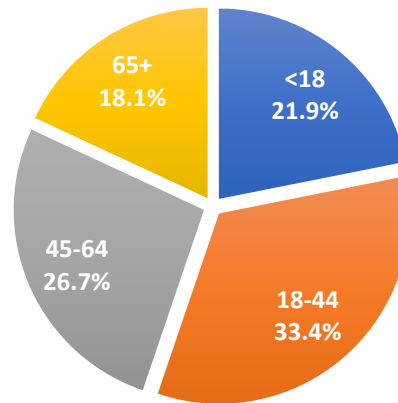
# Population Health

## Population Composition by Age Group

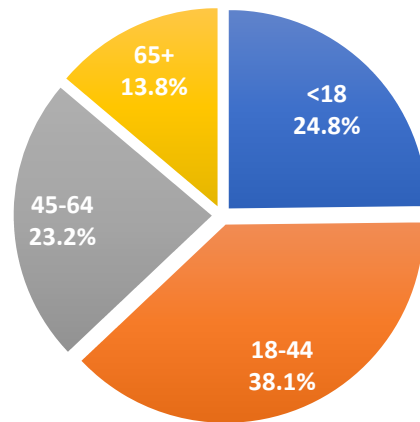
**Jefferson County**  
2021



**Orange County**  
2021



**Texas**  
2021



Jefferson County				
Age Cohort	2021	2026	2021-2026 Change	2021-2026 % Change
<18	55,855	22.0%	56,455	22.0%
18-44	95,552	37.7%	95,141	37.1%
45-64	60,662	23.9%	57,623	22.5%
65+	41,711	16.4%	47,220	18.4%
<b>Total</b>	<b>253,780</b>	<b>100.0%</b>	<b>256,439</b>	<b>100.0%</b>
Orange County				
Age Cohort	2021	2026	2021-2026 Change	2021-2026 % Change
<18	18,625	21.9%	19,036	22.0%
18-44	28,406	33.4%	27,429	31.7%
45-64	22,750	26.7%	21,999	25.5%
65+	15,388	18.1%	17,963	20.8%
<b>Total</b>	<b>85,169</b>	<b>100.0%</b>	<b>86,427</b>	<b>100.0%</b>
Texas				
Age Cohort	2021	2026	2021-2026 Change	2021-2026 % Change
<18	7,436,722	7,997,092	560,370	7.5%
18-44	11,429,075	12,294,852	865,777	7.6%
45-64	6,957,653	7,100,903	143,250	2.1%
65+	4,146,064	4,953,891	807,827	19.5%
<b>Total</b>	<b>29,969,514</b>	<b>32,346,738</b>	<b>2,377,224</b>	<b>7.9%</b>

Source: Stratasan, Canvas Demographic Report, 2021.

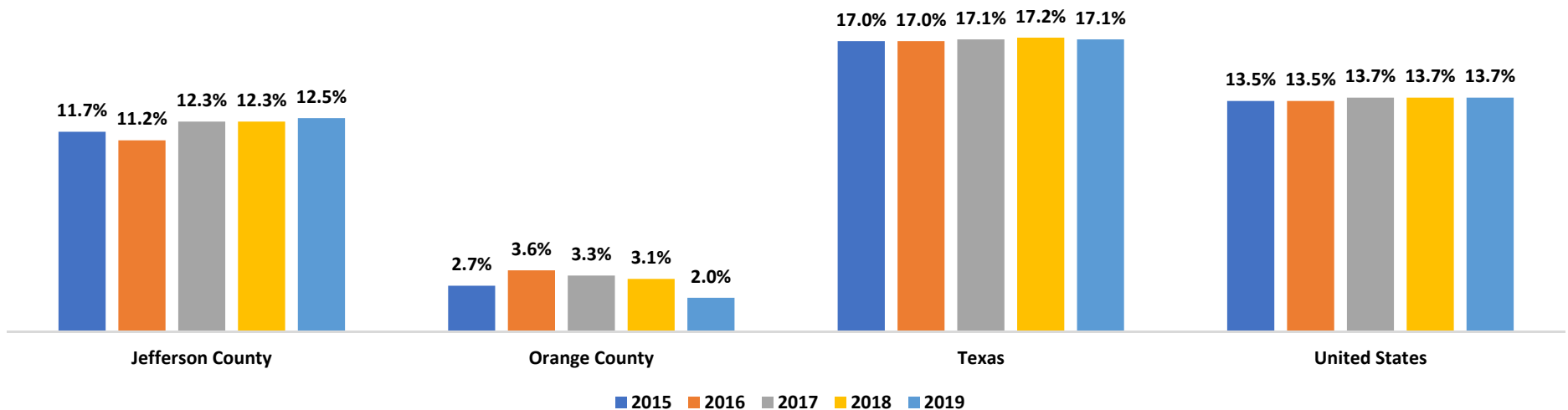
Note: A green highlighted row in the table represents the biggest change in true numbers in the population for each county and state.

# Population Health

## *Subpopulation Composition*

- Between 2015 and 2019, the percent of foreign-born residents increased in Jefferson County, the state, and the nation, while the percent decreased in Orange County.
- Between 2015 and 2019, Jefferson County maintained a higher percentage of foreign-born residents than Orange County and a lower percentage than the state and the nation.
- In 2019, Jefferson County (12.5%) had a higher percent of foreign-born residents than Orange County (2.0%), and a lower percent than the state (17.1%) and the nation (13.7%).

Foreign-Born Population

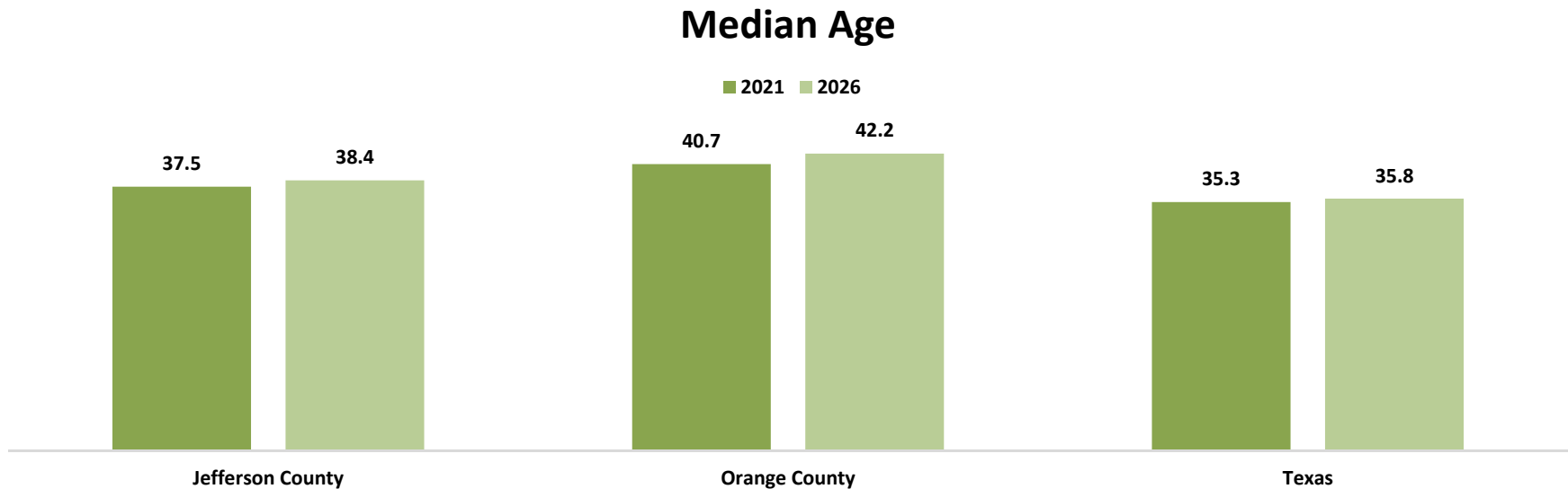


Source: United States Census Bureau, filtered for Jefferson and Orange Counties, TX, <https://data.census.gov/cedsci/table?q=foreign%20born&tid=ACSDP1Y2019.DP02>; data accessed October 5, 2021.  
Note: Foreign-born means an individual who was born outside of the United States but lives in the United States currently.

# Population Health

## *Median Age*

- As of 2021, Orange County (40.7 years) has an older median age than both Jefferson County (37.5 years) and the state (35.3 years).
- The median age in both Jefferson and Orange Counties and the state is expected to increase over the next five years (2021-2026).



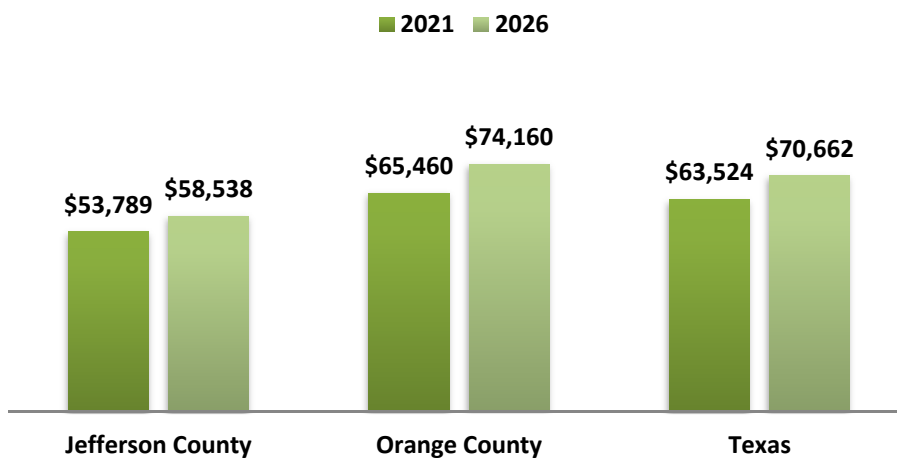
Source: Stratasan, Canvas Demographic Report, 2021.

# Population Health

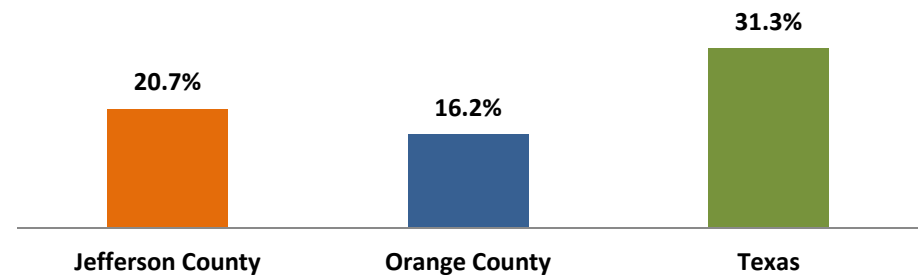
## *Median Household Income & Educational Attainment*

- The median household incomes in Jefferson County (\$53,789) had the lowest median household income as compared to Orange County (\$65,460) and the state (\$63,524) (2021).
- Between 2021 and 2026, the median household incomes in Jefferson County, Orange County and the state are expected to increase.
- Jefferson County (20.7%) and Orange County (16.2%) have a lower percentage of residents with a bachelor or advanced degree than the state (31.3%) (2021).

### Median Household Income



### Education Bachelor / Advanced Degree 2021



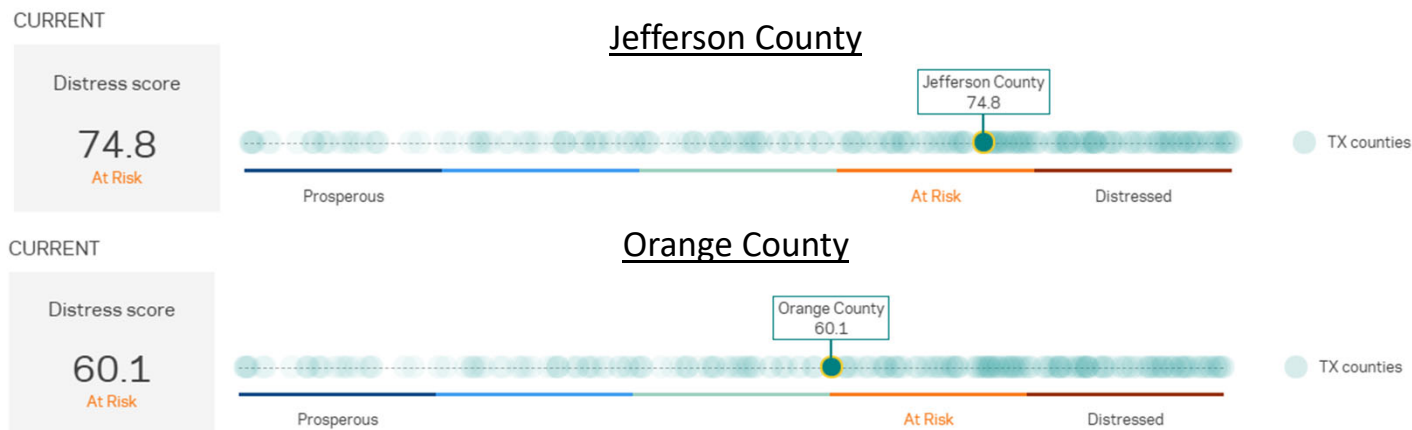
Source: Stratasan, Canvas Demographic Report, 2021.

# Population Health

## *Distressed Communities Index*

- In 2014-2018, 16.0% of the nation lived in a distressed community, as compared to 26.0% of the nation that lived in a prosperous community.
- In 2014-2018, 24.5% of the population in Texas lived in a distressed community, as compared to 26.2% of the population that lived in a prosperous community.
- In 2014-2018, the distress scores in both Jefferson County (74.8) and Orange County (60.1) fall within the at risk economic category and are more prosperous as compared to other counties in the state

	Texas	United States
Lives in a Distressed Community	24.5%	16.0%
Lives in a Prosperous Community	26.2%	26.0%



Source: Economic Innovation Group, 2020 DCI Interactive Map, filtered for Jefferson and Orange Counties, TX, <https://eig.org/dci/interactive-map?path=state/>; data accessed August 9, 2021.

Definition: 'Prosperous' has a final score of 0 all the way up to 'Distressed' which has a final score of 100.

Note: 2020 DCI edition used U.S. Census Bureau's American Community Survey (ACS) 5 – Year Estimates covering 2014 -2018.

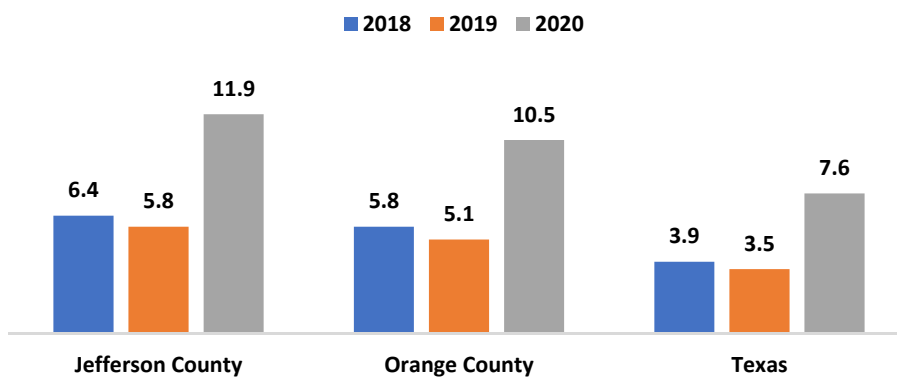
Note: Distressed Communities Index (DCI) combines seven complementary economic indicators: no high school diploma, housing vacancy rate, adults not working, poverty rate, median income ratio, change in employment and change in establishments. Full definition for each economic indicator can be found in the appendix.

# Population Health

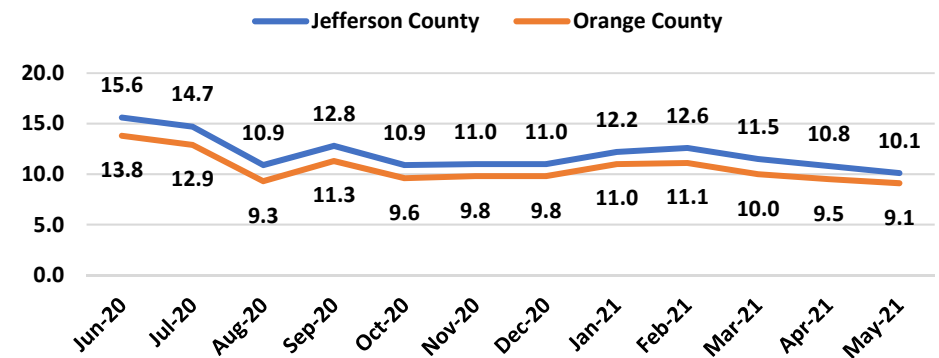
## Unemployment

- Unemployment rates in both Jefferson and Orange Counties and the state increased between 2018 and 2020.
- In 2020, both Jefferson (11.9) and Orange (10.5) Counties had a higher unemployment rate than the state (7.6).
- Over the most recent 12-month time period, monthly unemployment rates in Jefferson and Orange Counties decreased.
- For Jefferson and Orange Counties, May 2021 had the lowest unemployment rate (10.1 and 9.1, respectively) as compared to June 2020 with the highest rate (15.6 and 13.8, respectively).

**Annual Unemployment**  
Annual Average, 2018-2020



**Monthly Unemployment Rates by Month**  
Most Recent 12-month Period



Source: Bureau of Labor Statistics, Local Area Unemployment Statistics, [www.bls.gov/lau/#tables](http://www.bls.gov/lau/#tables); data accessed August 3, 2021.

Definition: Unemployed persons include all persons who had no employment during the reference week, were available for work, except for temporary illness, and had made specific efforts to find employment some time during the 4 week-period ending with the reference week. Persons who were waiting to be recalled to a job from which they had been laid off need not have been looking for work to be classified as unemployed.



# Population Health

## *Industry Workforce Categories*

- As of 2019, the majority of employed persons in Jefferson County are within Sales & Related Occupations, as compared to Orange County where the majority of employed persons are within Manufacturing positions. The most common employed groupings are as follows:

### Jefferson County

- Sales & Related Occupations (12.1%)
- Construction & Extraction Occupations (11.2%)
- Production Occupations (9.7%)
- Office & Administrative Support Occupations (8.4%)
- Management Occupations (7.9%)

### Orange County

- Manufacturing (16.9%)
- Health Care & Social Assistance (12.6%)
- Retail Trade (11.0%)
- Construction (10.4%)
- Educational Services (8.5%)



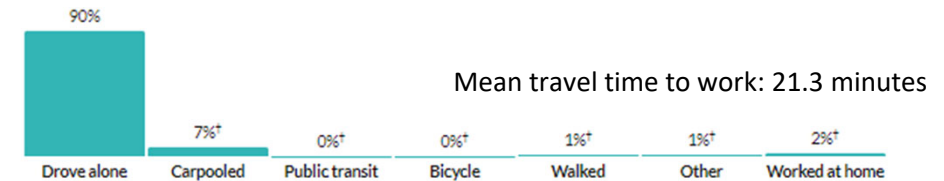
# Population Health

## Means of Transportation

- In 2015-2019, driving alone was the most frequent means of transportation to work for both Jefferson and Orange Counties and the state.
- In 2015-2019, Jefferson County (7.0%) had the lowest percent of people who carpooled to work than Orange County (12.0%) and the state (10.0%).
- Jefferson County (21.3 minutes) had a shorter mean travel time to work than Orange County (22.7 minutes) and the state (27.2 minutes) (2015-2019).

### Jefferson County

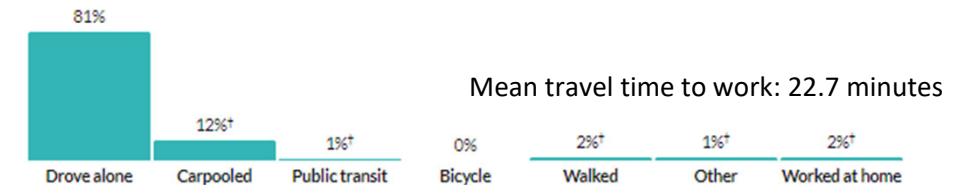
Means of transportation to work



\* Universe: Workers 16 years and over

### Orange County

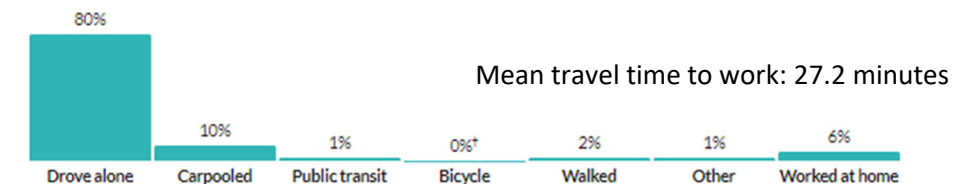
Means of transportation to work



\* Universe: Workers 16 years and over

### Texas

Means of transportation to work



\* Universe: Workers 16 years and over

Source: U.S. Census Bureau (2015-2019). Sex of Workers by Means of Transportation to Work American Community Survey 5-year estimates, filtered for Jefferson and Orange Counties, TX, <https://censusreporter.org/search/>; data accessed August 31, 2021.

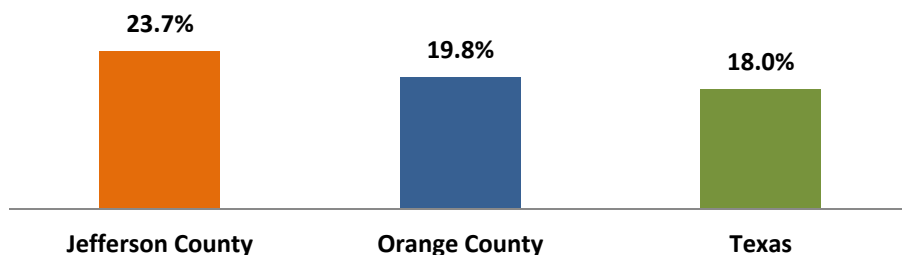
"+" indicates a margin of error is at least 10 percent of the total value. Interpret with caution.

# Population Health

## Poverty

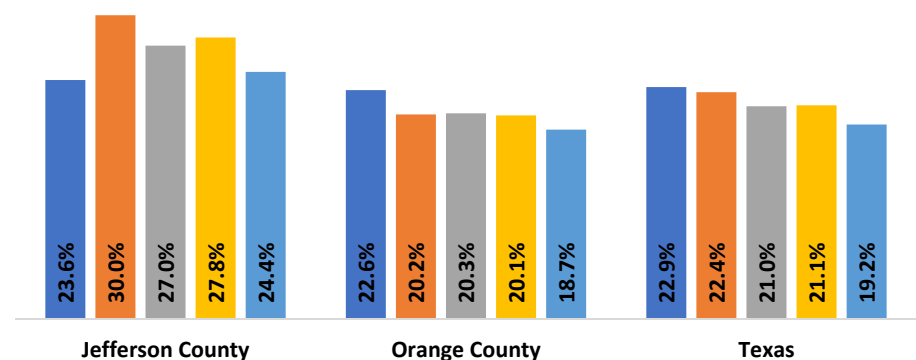
- Jefferson County (23.7%) has the highest percentage of families living below the poverty level as compared to Orange County (19.8%) and the state (18.0%) (2021).
- Between 2015 and 2019, the percentage of children (<18 years) living below poverty in Jefferson County, Orange County, and the state decreased.
- In 2019, Jefferson County (24.4%) had a higher percentage of children (<18 years) living below poverty than the state (19.2%), while the rate in Orange County (18.7%) is lower than the state.

### Families Below Poverty 2021



### Children Living in Poverty

■ 2015 ■ 2016 ■ 2017 ■ 2018 ■ 2019



Source: Stratasan, Canvas Demographic Report, 2021.

Source: Small Area Income and Poverty Estimates (SAIPE), filtered for Jefferson and Orange Counties, TX, [https://www.census.gov/data-tools/demo/saipe/#/?map\\_geoSelector=aa\\_c](https://www.census.gov/data-tools/demo/saipe/#/?map_geoSelector=aa_c); data accessed October 8, 2021.

Children Living Below Poverty Definition: Estimated percentage of related children under age 18 living in families with incomes less than the federal poverty threshold.

Note: The 2021 Federal Poverty Guidelines define a household size of 4 as living below 100% of the federal poverty level if the household income is less than \$26,500, and less than 200% of the federal poverty level if the household income is less than \$53,000. Please see the appendix for the full 2021 Federal Poverty Guidelines.



# Population Health

## *Food Insecurity*

- According to Feeding America, Jefferson County (16.6%) had the highest estimated percent of residents who are food insecure as compared to Orange County (16.5%) and the state (14.1%) (2019).
- Additionally, 26.8% of the youth population (under 18 years of age) in Jefferson County are food insecure, as compared to 23.4% in Orange County and 19.6% in Texas (2019).
- The average meal cost for a Jefferson County resident is \$2.78, as compared to \$2.98 in Orange County and \$2.68 in Texas (2019).

Location	Overall Food Insecurity	Child Food Insecurity	Average Meal Cost
Jefferson County	16.6%	26.8%	\$2.78
Orange County	16.5%	23.4%	\$2.98
Texas	14.1%	19.6%	\$2.68

Source: Feeding America, Map The Meal Gap: Data by County in Each State, filtered for Jefferson and Orange Counties, TX, [https://www.feedingamerica.org/research/map-the-meal-gap/by-county?\\_ga=2.33638371.33636223.1555016137-1895576297.1555016137&s\\_src=W194ORGSC](https://www.feedingamerica.org/research/map-the-meal-gap/by-county?_ga=2.33638371.33636223.1555016137-1895576297.1555016137&s_src=W194ORGSC); information accessed August 3, 2021.

Food Insecure Definition (Adult): Lack of access, at times, to enough food for an active, healthy life for all household members and limited or uncertain availability of nutritionally adequate foods.

Food Insecure Definition (Child): Those children living in households experiencing food insecurity.

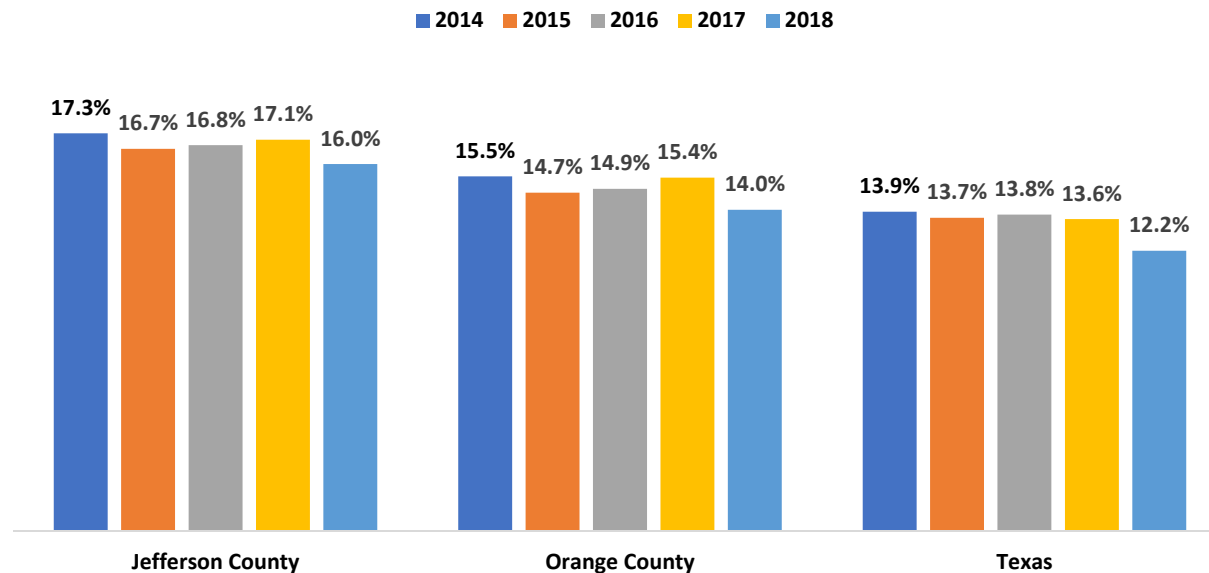
Average Meal Cost Definition: The average weekly dollar amount food-secure individuals report spending on food, as estimated in the Current Population Survey, divided by 21 (assuming three meals a day, seven days a week).

# Population Health

## ***Supplemental Nutrition Assistance Program (SNAP) Benefits***

- Between 2014 and 2018, Jefferson County maintained a higher percentage of recipients who qualified for Supplemental Nutrition Assistance Program (SNAP) benefits than Orange County and the state. Additionally, the percentage of SNAP Benefit recipients in both counties overall decreased between 2014 and 2018.
- In 2018, Jefferson County (16.0%) had a higher percentage of recipients who qualified for SNAP benefits than both Orange County (14.0%) and the state (12.2%).

**SNAP Benefits Recipients\***



Source: SAIPE Model, United States Census Bureau, filtered for Jefferson and Orange Counties, TX, <https://www.census.gov/data/datasets/time-series/demo/saipe/model-tables.html>; data accessed August 31, 2021.

Source: County Population Totals: 2010-2019, United States Census Bureau, filtered for Jefferson and Orange Counties, TX, [https://www.census.gov/data/tables/time-series/demo/popest/2010s-counties-total.html#par\\_textimage\\_242301767](https://www.census.gov/data/tables/time-series/demo/popest/2010s-counties-total.html#par_textimage_242301767); data access August 31, 2021.

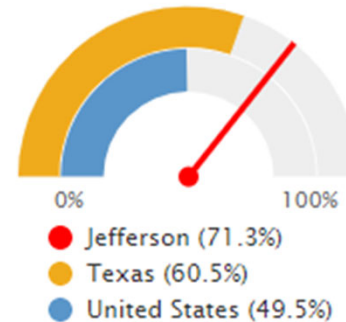
\*Percentage manually calculated based on estimated population numbers by county and state between 2014 and 2018 as provided by the United States Census Bureau.

# Population Health

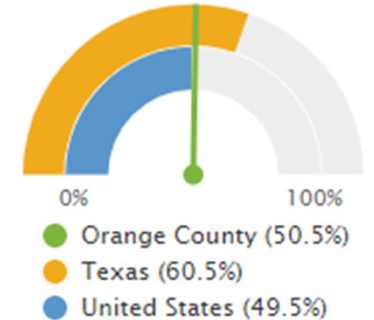
## Children in the Study Area

- In 2018-2019, Jefferson County (71.3%) had the highest percentage of public school students eligible for free or reduced price lunch as compared to Orange County (50.5%), the state (60.5%) and the nation (49.5%).
- Jefferson County (87.4%) has a lower high school graduation rate than Orange County (93.1%) and the state (91.3%), but a consistent rate with the nation (87.4%) (2018-2019).

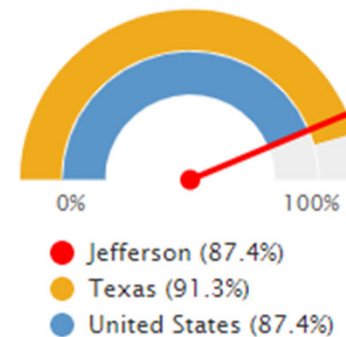
Percentage of Students Eligible for Free or Reduced Price School Lunch



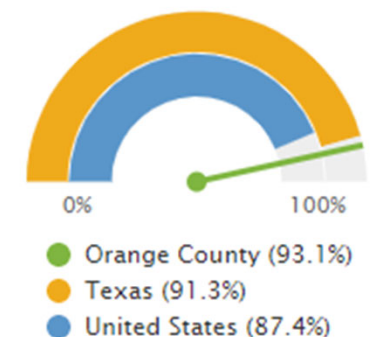
Percentage of Students Eligible for Free or Reduced Price School Lunch



Adjusted Cohort Graduation Rate



Adjusted Cohort Graduation Rate



*Note: a green dial indicates that the county has a better rate than the state, and a red dial indicates that the county has a worse rate than the state.*

Source: SparkMap, Health Indicator Report: logged in and filtered for Jefferson and Orange Counties, TX, <https://sparkmap.org/report/>; data accessed June 17, 2021.

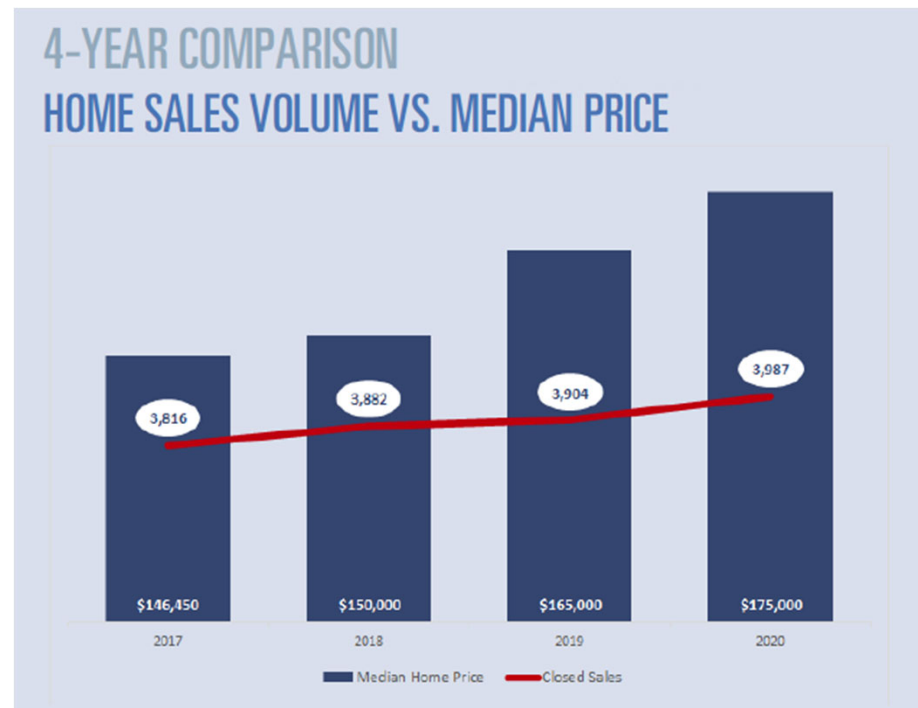
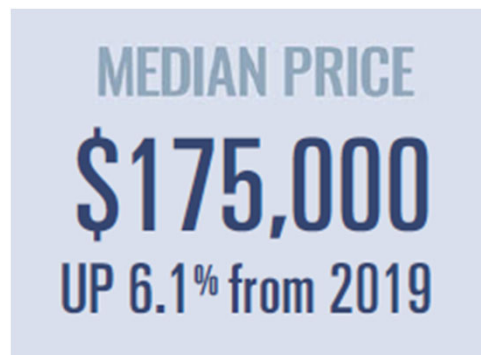
Eligible for Free/Reduced Price Lunch definition: Free or reduced price lunches are served to qualifying students in families with income between under 185 percent (reduced price) or under 130% (free lunch) of the US federal poverty threshold as part of the federal National School Lunch Program (NSLP).

Cohort Graduation Rate Definition: Students receiving a high school diploma within four years.

# Population Health

## *Housing – Home Sales & Median Price*

- Beaumont-Port Arthur MSA had a 2.1% increase in total numbers of houses sold in 2020.
- Between 2019 and 2020, the median home price for a home in Beaumont-Port Arthur MSA increased from \$165,000 to \$175,000.
- Between 2017 and 2020, the number of houses sold and the median home price of a house increased.



Source: Texas Realtors, Texas Quarterly Housing Report: filtered for 2020 Texas Real Estate Year in Review Report, <https://www.texasrealestate.com/market-research/quarterly-housing-report/>; data accessed October 11, 2021.

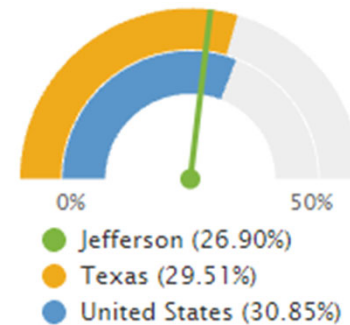
Note: The sales data in those reports include home sales for single family homes, condos, and townhomes for all properties sold through a multiple listing service (MLS) in Texas

# Population Health

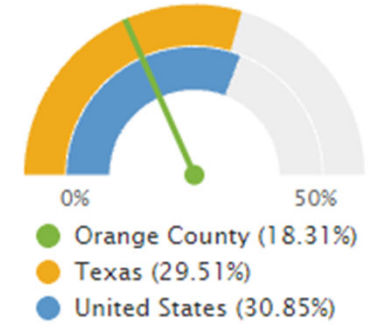
## Housing – Cost and Evictions

- Jefferson County (26.9%) has a higher percent of households where housing costs exceed 30% of total household income than Orange County (18.3%), but a lower percent than the state (29.5%) and the nation (30.9%) (2015-2019).
- The percent of homes that received an eviction judgment in which renters were ordered to leave in Orange County (3.5%) is higher than the state (2.2%) and the nation (2.3%) (2016).

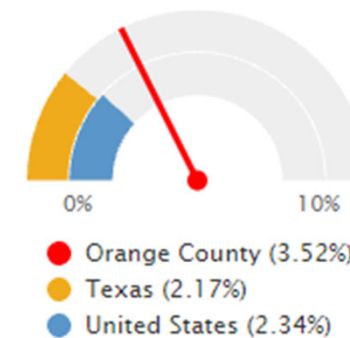
Percentage of Households where Housing Costs Exceed 30% of Income



Percentage of Households where Housing Costs Exceed 30% of Income



Eviction Rate



Note: a green dial indicates that the county has a better rate than the state, and a red dial indicates that the county has a worse rate than the state.

Source: SparkMap, Health Indicator Report: logged in and filtered for Jefferson and Orange Counties, TX, <https://sparkmap.org/report/>; data accessed September 29, 2021.

Definition: Percentage of the households where housing costs are 30% or more of total household income.

Definition: Eviction rate is the subset of those homes that received an eviction judgment in which renters were ordered to leave.

Note: Data was either suppressed or there was no data for Jefferson County eviction rates. Eviction rate data is unavailable for Jefferson County.



# HEALTH DATA OVERVIEW



# Data Methodology

- **The following information outlines specific health data:**
  - Mortality, chronic diseases and conditions, health behaviors, natality, mental health and health care access
- **Data Sources include, but are not limited to:**
  - Texas Department of State Health Services
  - Texas Cancer Registry
  - Small Area Health Insurance Estimates (SAHIE)
  - SparkMap
  - The Behavioral Risk Factor Surveillance System (BRFSS)
    - The Behavioral Risk Factor Surveillance System (BRFSS) is the world’s largest, on-going telephone health survey system, tracking health conditions and risk behaviors in the United States yearly since 1984. Currently, information is collected monthly in all 50 states, the District of Columbia, Puerto Rico, the U.S. Virgin Islands, and Guam.
    - It is a state-based system of health surveys that collects information on health risk behaviors, preventive health practices, and health care access primarily related to chronic disease and injury. For many states, the BRFSS is the only available source of timely, accurate data on health-related behaviors.
    - States use BRFSS data to identify emerging health problems, establish and track health objectives, and develop and evaluate public health policies and programs. Many states also use BRFSS data to support health-related legislative efforts.
  - The Robert Wood Johnson Foundation and the University of Wisconsin Population Health Institute
  - United States Census Bureau
- **Data Levels:** Nationwide, state, and county level data

# Health Status

## County Health Rankings & Roadmaps – Jefferson & Orange Counties, Texas

- The County Health Rankings rank 243 counties in Texas (1 being the best, 243 being the worst).
- Many factors go into these rankings. A few examples include:

- Health Behaviors:

- Adult smoking
- Adult obesity
- Physical Inactivity

- Clinical Care:

- Preventable hospital stays
- Primary care physicians
- Mental health providers

- Physical Environment:

- Air pollution – particulate matter
- Drinking water violations
- Severe housing problems
- Driving alone to work

2021 County Health Rankings	Jefferson County	Orange County
<b>Health Outcomes</b>	<b>178</b>	<b>208</b>
LENGTH OF LIFE	177	212
QUALITY OF LIFE	178	181
<b>Health Factors</b>	<b>213</b>	<b>202</b>
HEALTH BEHAVIORS	207	238
CLINICAL CARE	55	77
SOCIAL & ECONOMIC FACTORS	223	157
PHYSICAL ENVIRONMENT	230	218

*Note: Green represents the best ranking for the county, and red represents the worst ranking.*

Source: County Health Rankings and Roadmaps; www.countyhealthrankings.org; data accessed August 3, 2021.

Note: Please see the appendix for full methodology.

Note: County Health Rankings ranks 243 of the 254 counties in Texas.

# Health Status





















## *Mortality – Leading Causes of Death (2017-2019)*



Rank	Jefferson County	Orange County	Texas
1	Diseases of heart (I00-I09,I11,I13,I20-I51)	Diseases of heart (I00-I09,I11,I13,I20-I51)	Diseases of heart (I00-I09,I11,I13,I20-I51)
2	Malignant neoplasms (C00-C97)	Malignant neoplasms (C00-C97)	Malignant neoplasms (C00-C97)
3	Alzheimer disease (G30)	Chronic lower respiratory diseases (J40-J47)	Cerebrovascular diseases (I60-I69)
4	Chronic lower respiratory diseases (J40-J47)	Alzheimer disease (G30)	Chronic lower respiratory diseases (J40-J47)
5	Cerebrovascular diseases (I60-I69)	Accidents (unintentional injuries) (V01-X59,Y85-Y86)	Accidents (unintentional injuries) (V01-X59,Y85-Y86)
6	Accidents (unintentional injuries) (V01-X59,Y85-Y86)	Cerebrovascular diseases (I60-I69)	Alzheimer disease (G30)
7	Diabetes mellitus (E10-E14)	Diabetes mellitus (E10-E14)	Diabetes mellitus (E10-E14)
8	Nephritis, nephrotic syndrome and nephrosis (N00-N07,N17-N19,N25-N27)	Intentional self-harm (suicide) (*U03,X60-X84,Y87.0)	Nephritis, nephrotic syndrome and nephrosis (N00-N07,N17-N19,N25-N27)
9	Intentional self-harm (suicide) (*U03,X60-X84,Y87.0)	Nephritis, nephrotic syndrome and nephrosis (N00-N07,N17-N19,N25-N27)	Chronic liver disease and cirrhosis (K70,K73-K74)
10	Chronic liver disease and cirrhosis (K70,K73-K74)	Chronic liver disease and cirrhosis (K70,K73-K74)	Septicemia (A40-A41)

Source: Centers for Disease Control and Prevention, National Center for Health Statistics, <http://wonder.cdc.gov/ucd-icd10.html>; data accessed June 4, 2021.  
 Note: Age Adjustment Uses 2000 Standard Population. Rates calculated with small numbers are unreliable and should be used cautiously.

# Health Status

## *Mortality – Leading Causes of Death (2017-2019)*

Disease	Jefferson County	Orange County	Texas
Diseases of heart (I00-I09,I11,I13,I20-I51)	 239.6	 277.6	167.5
Malignant neoplasms (C00-C97)	 148.6	 185.7	143.5
Alzheimer disease (G30)	 54.6	 63.7	38.5
Chronic lower respiratory diseases (J40-J47)	 52.4	 82.6	39.6
Cerebrovascular diseases (I60-I69)	 46.8	 46.6	40.2
Accidents (unintentional injuries) (V01-X59,Y85-Y86)	 45.6	 61.3	38.7
Diabetes mellitus (E10-E14)	 24.1	 24.0	22.0
Nephritis, nephrotic syndrome and nephrosis (N00-N07,N17-N19,N25-N27)	 17.8	 17.7	15.7
Intentional self-harm (suicide) (*U03,X60-X84,Y87.0)	 14.3	 20.9	13.5
Chronic liver disease and cirrhosis (K70,K73-K74)	 14.0	 16.1	14.1

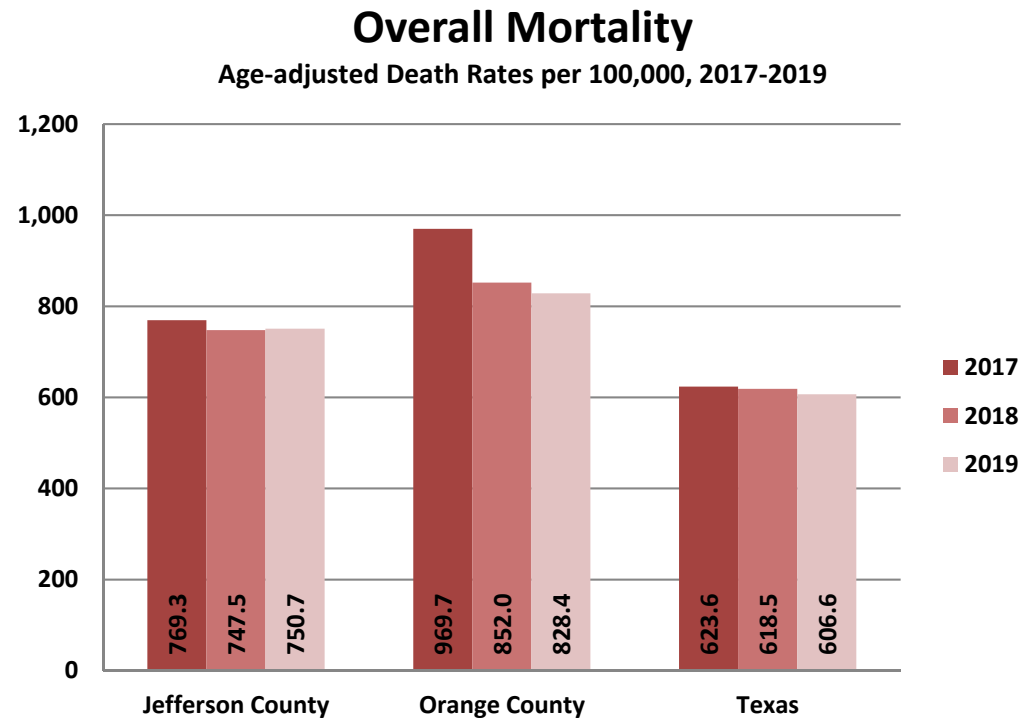
-  indicates that the county's rate is lower than the state's rate for that disease category.
-  indicates that the county's rate is higher than the state's rate for that disease category.

*Note: Mortality charts and tables on the following slides are in descending order based on 2017-2019 age-adjusted death rates for Jefferson County.*

# Health Status

## Mortality - Overall

- Overall mortality rates in both Jefferson and Orange Counties remained higher than the state between 2017 and 2019.
- Overall mortality rates in both counties and the state decreased between 2017 and 2019.
- In 2019, the overall mortality rate in Orange County (828.4 per 100,000) was higher than both Jefferson County (750.7 per 100,000) and the state (606.6 per 100,000).



LOCATION	2017		2018		2019		2017-2019	
	DEATHS	AGE-ADJUSTED DEATH RATE	DEATHS	AGE-ADJUSTED DEATH RATE	DEATHS	AGE-ADJUSTED DEATH RATE	DEATHS	AGE-ADJUSTED DEATH RATE
Jefferson County	2,212	769.3	2,147	747.5	2,171	750.7	6,530	755.7
Orange County	964	969.7	856	852.0	840	828.4	2,660	883.2
Texas	168,374	623.6	171,378	618.5	172,357	606.6	512,109	616.1

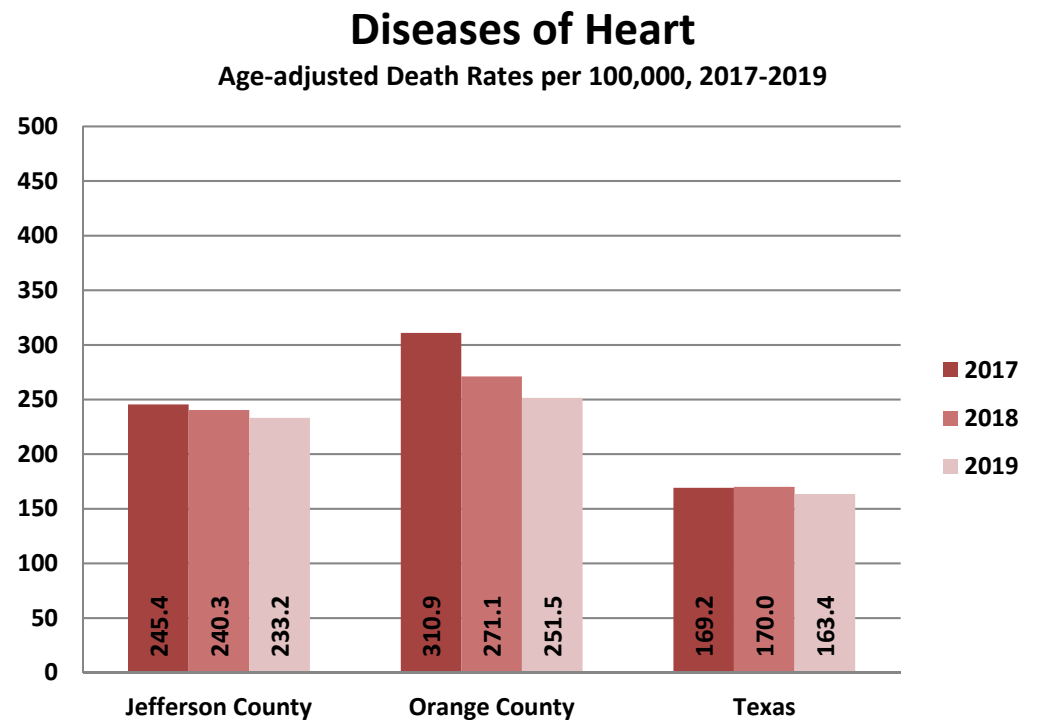
Source: Centers for Disease Control and Prevention, National Center for Health Statistics, <http://wonder.cdc.gov/ucd-icd10.html>; data accessed June 4, 2021.

Note: Age Adjustment Uses 2000 Standard Population. "-" indicates that the numerator is too small for rate calculation. Rates calculated with small numbers are unreliable and should be used cautiously.

# Health Status

## *Mortality - Diseases of the Heart*

- Heart disease is the leading cause of death in both counties and the state (2017-2019).
- Between 2017 and 2019, heart disease mortality rates decreased in both counties and the state.
- In 2019, the heart disease mortality rate in Orange County (251.5 per 100,000) was higher than the rate in Jefferson County (233.2 per 100,000) and in the state (163.4 per 100,000).



LOCATION	2017		2018		2019		2017-2019	
	DEATHS	AGE-ADJUSTED DEATH RATE	DEATHS	AGE-ADJUSTED DEATH RATE	DEATHS	AGE-ADJUSTED DEATH RATE	DEATHS	AGE-ADJUSTED DEATH RATE
Jefferson County	715	245.4	699	240.3	687	233.2	2,101	239.6
Orange County	311	310.9	277	271.1	254	251.5	842	277.6
Texas	45,346	169.2	46,763	170.0	46,139	163.4	138,248	167.5

Source: Centers for Disease Control and Prevention, National Center for Health Statistics, <http://wonder.cdc.gov/ucd-icd10.html>; data accessed June 4, 2021.  
Note: Age Adjustment Uses 2000 Standard Population. Rates calculated with small numbers are unreliable and should be used cautiously.

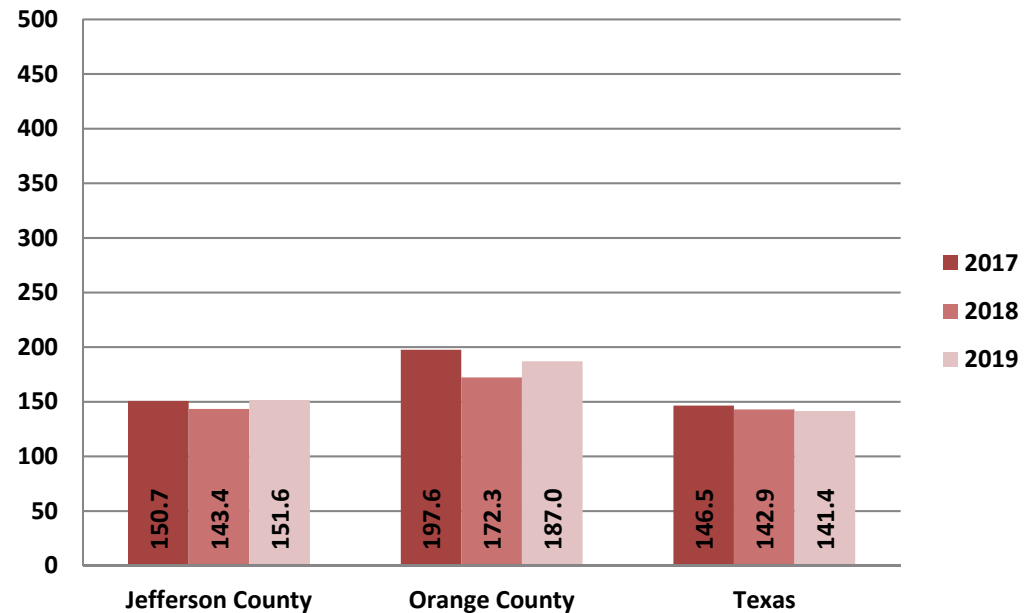
# Health Status

## Mortality - Malignant Neoplasms

- Cancer is the second leading cause of death in both counties and the state (2017-2019).
- Between 2017 and 2019, cancer mortality rates overall increased in Jefferson County, and decreased in Orange County and the state.
- In 2019, the cancer mortality rate in Orange County (187.0 per 100,000) was higher than the rate in Jefferson County (151.6 per 100,000) and in the state (141.4 per 100,000).

### Malignant Neoplasms

Age-adjusted Death Rates per 100,000, 2017-2019



LOCATION	2017		2018		2019		2017-2019	
	DEATHS	AGE-ADJUSTED DEATH RATE	DEATHS	AGE-ADJUSTED DEATH RATE	DEATHS	AGE-ADJUSTED DEATH RATE	DEATHS	AGE-ADJUSTED DEATH RATE
Jefferson County	438	150.7	420	143.4	454	151.6	1,312	148.6
Orange County	205	197.6	177	172.3	201	187.0	583	185.7
Texas	40,668	146.5	40,866	142.9	41,489	141.4	123,023	143.5

Source: Centers for Disease Control and Prevention, National Center for Health Statistics, <http://wonder.cdc.gov/ucd-icd10.html>; data accessed June 4, 2021.  
 Note: Age Adjustment Uses 2000 Standard Population. Rates calculated with small numbers are unreliable and should be used cautiously.

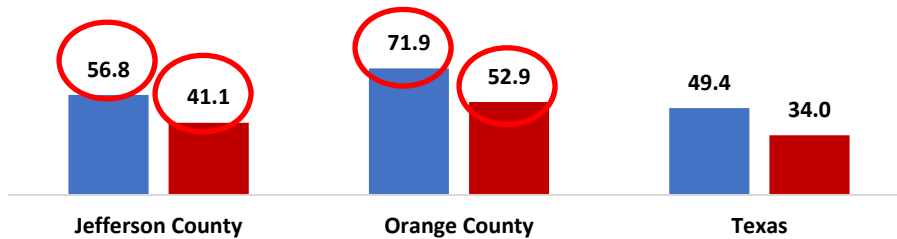
# Health Status

## Cancer Incidence & Mortality by Type

### Lung & Bronchus Cancer

Age-adjusted Incidence & Mortality Rates per 100,000  
2014-2018

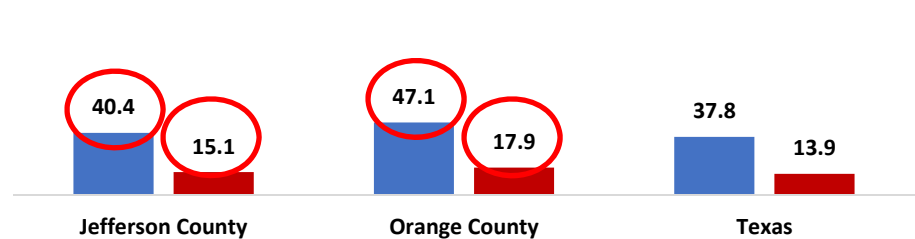
■ Incidence ■ Mortality



### Colon & Rectum Cancer

Age-adjusted Incidence & Mortality Rates per 100,000  
2014-2018

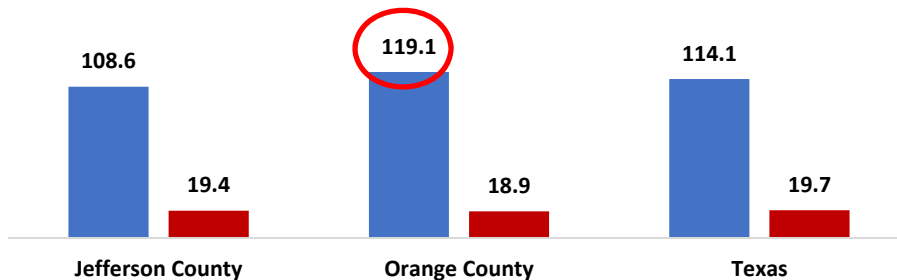
■ Incidence ■ Mortality



### Breast Cancer (Female)

Age-adjusted Incidence & Mortality Rates per 100,000  
2014-2018

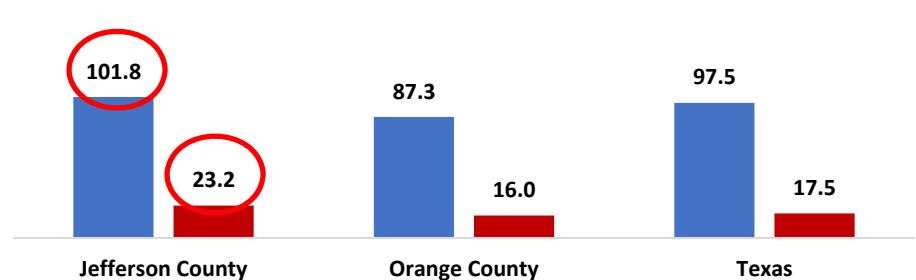
■ Incidence ■ Mortality



### Prostate Cancer

Age-adjusted Incidence & Mortality Rates per 100,000  
2014-2018

■ Incidence ■ Mortality



Source: Texas Cancer Registry, Cancer Incidence and Mortality by Site and County, <https://www.cancer-rates.info/tx/>; data accessed August 3, 2021.

Note: All rates are per 100,000. Rates are age-adjusted to the 2000 U.S. Standard Population. Counts/rates are suppressed (indicated by "-") if fewer than 16 cases were reported in the specified category; Counts < 16 are too few to calculate a stable age-adjusted rate.

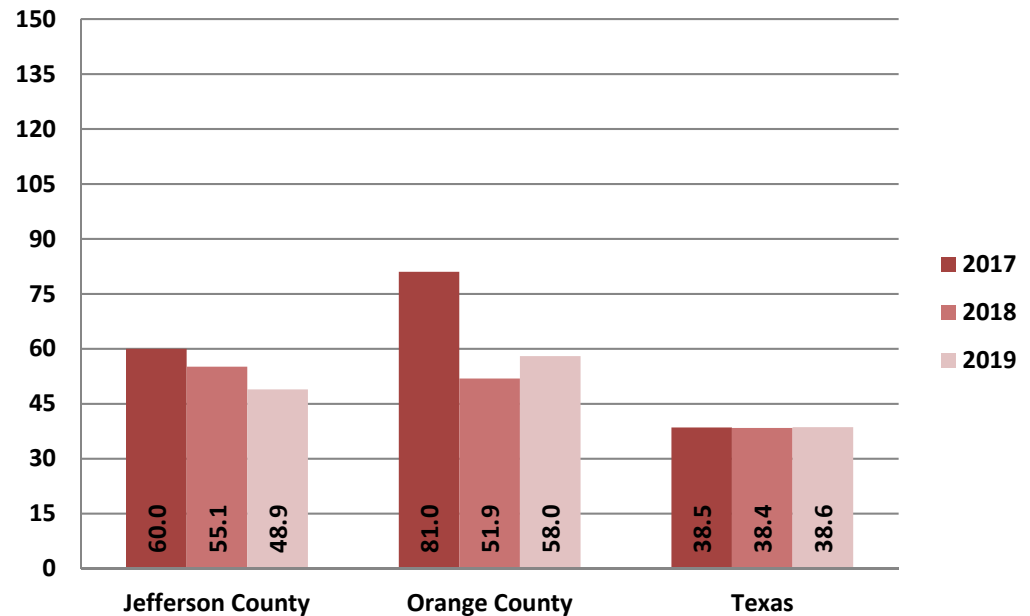


# Health Status

## Mortality - Alzheimer's Disease

- Alzheimer's disease is the third leading cause of death in Jefferson County, the fourth leading cause of death in Orange County, and the sixth leading cause of death in the state (2017-2019).
- Between 2017 and 2019, Alzheimer's disease mortality rates decreased in both counties, while rates in the state slightly increased.
- In 2019, the Alzheimer's disease mortality rate in Orange County (58.0 per 100,000) was higher than the rate in Jefferson County (48.9 per 100,000) and in the state (38.6 per 100,000).

**Alzheimer's Disease**  
Age-adjusted Death Rates per 100,000, 2017-2019



LOCATION	2017		2018		2019		2017-2019	
	DEATHS	AGE-ADJUSTED DEATH RATE	DEATHS	AGE-ADJUSTED DEATH RATE	DEATHS	AGE-ADJUSTED DEATH RATE	DEATHS	AGE-ADJUSTED DEATH RATE
Jefferson County	174	60.0	165	55.1	145	48.9	484	54.6
Orange County	79	81.0	51	51.9	58	58.0	188	63.7
Texas	9,545	38.5	9,763	38.4	10,101	38.6	29,409	38.5

Source: Centers for Disease Control and Prevention, National Center for Health Statistics, <http://wonder.cdc.gov/ucd-icd10.html>; data accessed June 4, 2021.  
Note: Age Adjustment Uses 2000 Standard Population. Rates calculated with small numbers are unreliable and should be used cautiously.

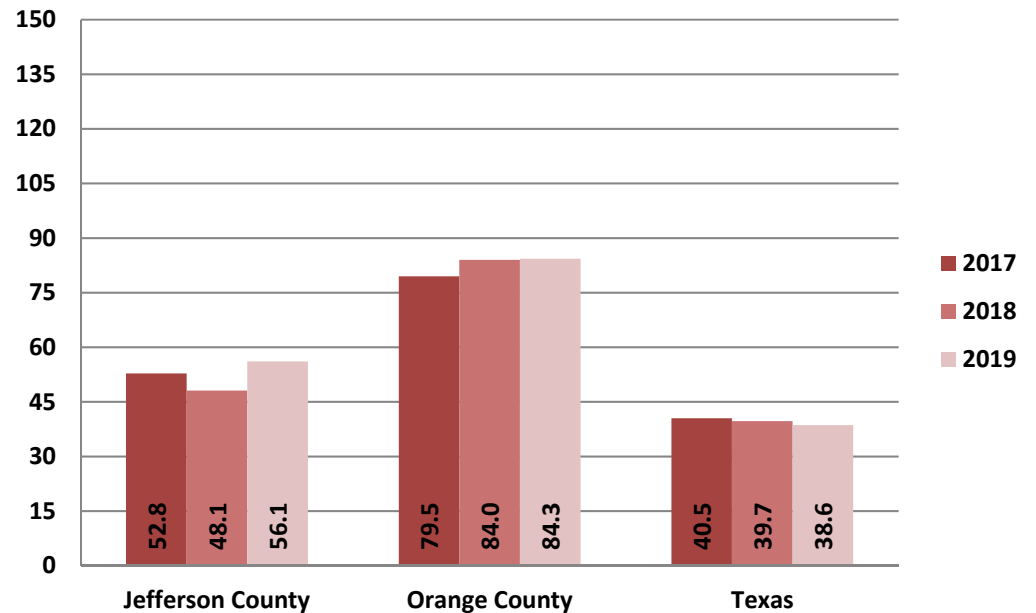
# Health Status

## Mortality - Chronic Lower Respiratory Disease

- Chronic lower respiratory disease (CLRD) is the fourth leading cause of death in Jefferson County and the state, and the third leading cause of death in Orange County (2017-2019).
- Between 2017 and 2019, CLRD mortality rates increased in both counties, and decreased in the state.
- In 2019, the CLRD mortality rate in Orange County (84.3 per 100,000) was higher than the rate in Jefferson County (56.1 per 100,000) and the state rate (38.6 per 100,000).

### Chronic Lower Respiratory Diseases

Age-adjusted Death Rates per 100,000, 2017-2019



LOCATION	2017		2018		2019		2017-2019	
	DEATHS	AGE-ADJUSTED DEATH RATE	DEATHS	AGE-ADJUSTED DEATH RATE	DEATHS	AGE-ADJUSTED DEATH RATE	DEATHS	AGE-ADJUSTED DEATH RATE
Jefferson County	153	52.8	140	48.1	167	56.1	460	52.4
Orange County	83	79.5	89	84.0	88	84.3	260	82.6
Texas	10,650	40.5	10,766	39.7	10,797	38.6	32,213	39.6

Source: Centers for Disease Control and Prevention, National Center for Health Statistics, <http://wonder.cdc.gov/ucd-icd10.html>; data accessed June 4, 2021.  
 Note: Age Adjustment Uses 2000 Standard Population. Rates calculated with small numbers are unreliable and should be used cautiously.

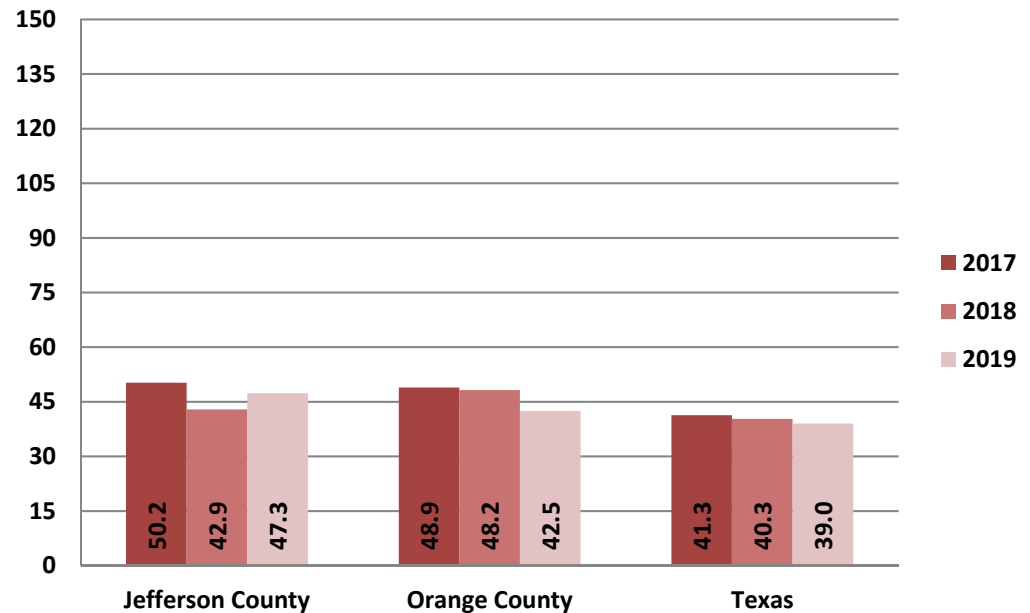
# Health Status

## Mortality - Cerebrovascular Disease

- Cerebrovascular disease is the fifth leading cause of death in Jefferson County, the sixth leading cause of death in Orange County, and the third leading cause of death in the state (2017-2019).
- Between 2017 and 2019, cerebrovascular disease mortality rates decreased in both counties and the state.
- In 2019, the cerebrovascular disease mortality rate in Jefferson County (47.3 per 100,000) was higher than the rate in Orange County (42.5 per 100,000) and in the state (39.0 per 100,000).

### Cerebrovascular Diseases

Age-adjusted Death Rates per 100,000, 2017-2019



LOCATION	2017		2018		2019		2017-2019	
	DEATHS	AGE-ADJUSTED DEATH RATE	DEATHS	AGE-ADJUSTED DEATH RATE	DEATHS	AGE-ADJUSTED DEATH RATE	DEATHS	AGE-ADJUSTED DEATH RATE
Jefferson County	143	50.2	127	42.9	137	47.3	407	46.8
Orange County	50	48.9	50	48.2	43	42.5	143	46.6
Texas	10,790	41.3	10,810	40.3	10,807	39.0	32,407	40.2

Source: Centers for Disease Control and Prevention, National Center for Health Statistics, <http://wonder.cdc.gov/ucd-icd10.html>; data accessed June 4, 2021.  
 Note: Age Adjustment Uses 2000 Standard Population. Rates calculated with small numbers are unreliable and should be used cautiously.

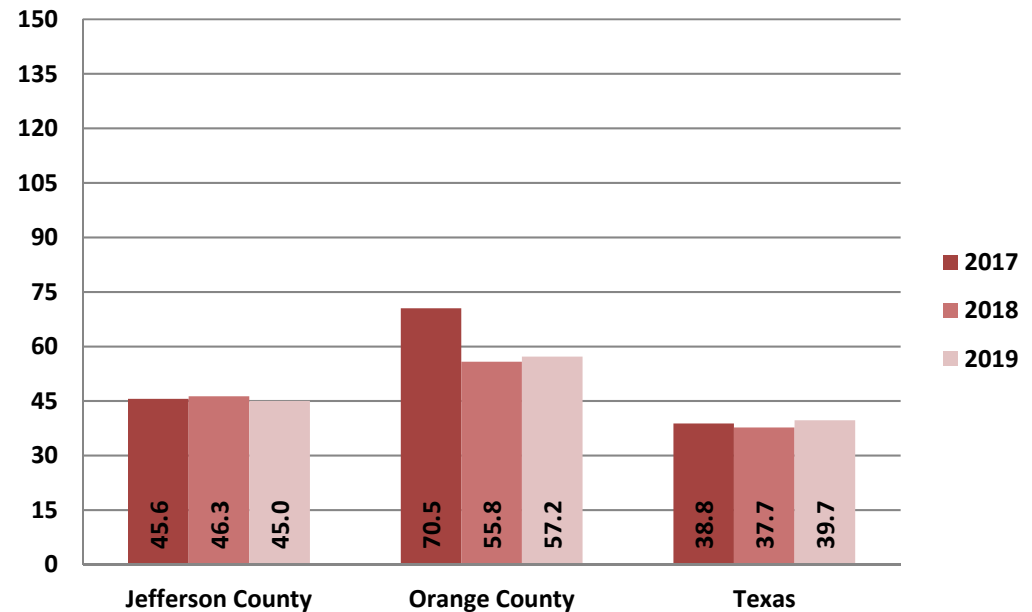
# Health Status

## Mortality - Accidents

- Fatal accidents are the sixth leading cause of death in Jefferson County, and the fifth leading cause of death in both Orange County and the state (2017-2019).
- Between 2017 and 2019, overall accident mortality rates decreased in both counties, and increased in the state.
- In 2019, the accident mortality rate in Orange County (57.2 per 100,000) was higher than the rate in Jefferson County (45.0 per 100,000) and in the state (39.7 per 100,000).
- The leading cause of fatal accidents in both Jefferson and Orange County is due to motor vehicle accidents (2019).

### Accidents (Unintentional Injuries)

Age-adjusted Death Rates per 100,000, 2017-2019



LOCATION	2017		2018		2019		2017-2019	
	DEATHS	AGE-ADJUSTED DEATH RATE	DEATHS	AGE-ADJUSTED DEATH RATE	DEATHS	AGE-ADJUSTED DEATH RATE	DEATHS	AGE-ADJUSTED DEATH RATE
Jefferson County	122	45.6	121	46.3	116	45.0	359	45.6
Orange County	61	70.5	50	55.8	49	57.2	160	61.3
Texas	10,763	38.8	10,646	37.7	11,384	39.7	32,793	38.7

Source: Centers for Disease Control and Prevention, National Center for Health Statistics, <http://wonder.cdc.gov/ucd-icd10.html>; data accessed June 4, 2021.

Note: Age Adjustment Uses 2000 Standard Population. Rates calculated with small numbers are unreliable and should be used cautiously.

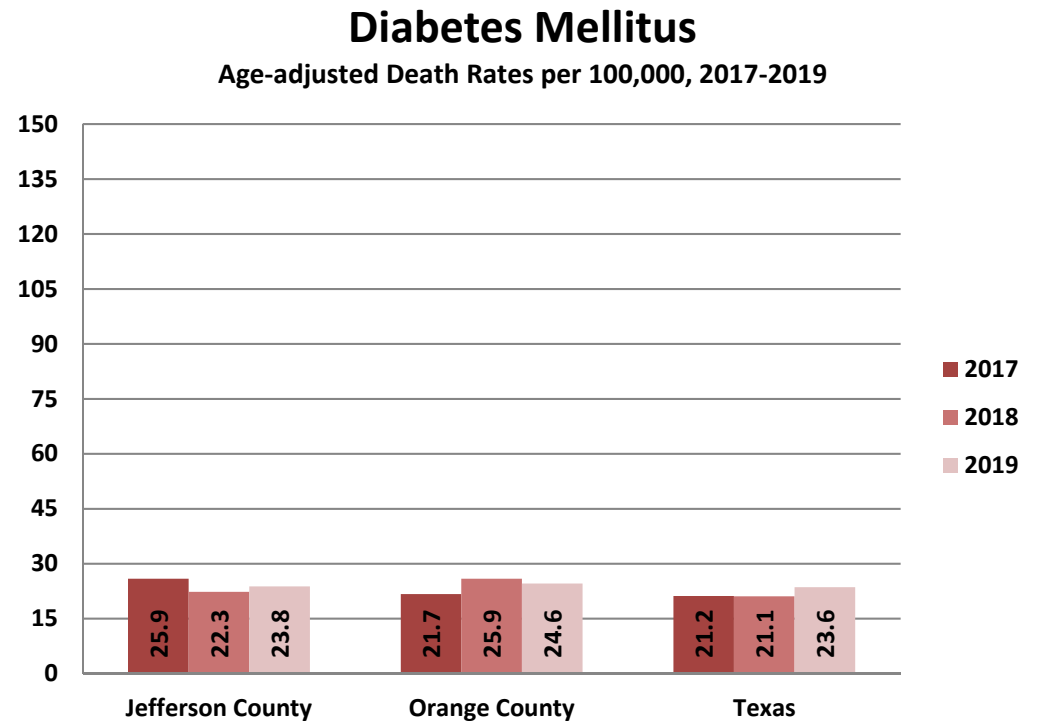
Accident mortality rates include: motor vehicle crashes, other land transport accidents, water transport accidents, air and space transport accidents, falls, accidental shootings, drownings, fire and smoke exposures, poisonings, suffocations, and all other unintentional injuries.



# Health Status

## Mortality - Diabetes Mellitus

- Diabetes mellitus is the seventh leading cause of death in both counties and the state (2017-2019).
- Between 2017 and 2019, diabetes mortality rates decreased in Jefferson County, and increased in both Orange County and the state.
- In 2019, the diabetes mortality rate in Orange County (24.6 per 100,000) was higher than the rate in Jefferson County (23.8 per 100,000) and in the state (23.6 per 100,000).



LOCATION	2017		2018		2019		2017-2019	
	DEATHS	AGE-ADJUSTED DEATH RATE	DEATHS	AGE-ADJUSTED DEATH RATE	DEATHS	AGE-ADJUSTED DEATH RATE	DEATHS	AGE-ADJUSTED DEATH RATE
Jefferson County	74	25.9	65	22.3	70	23.8	209	24.1
Orange County	23	21.7	26	25.9	26	24.6	75	24.0
Texas	5,832	21.2	5,991	21.1	6,889	23.6	18,712	22.0

Source: Centers for Disease Control and Prevention, National Center for Health Statistics, <http://wonder.cdc.gov/ucd-icd10.html>; data accessed June 4, 2021.  
Note: Age Adjustment Uses 2000 Standard Population. Rates calculated with small numbers are unreliable and should be used cautiously.

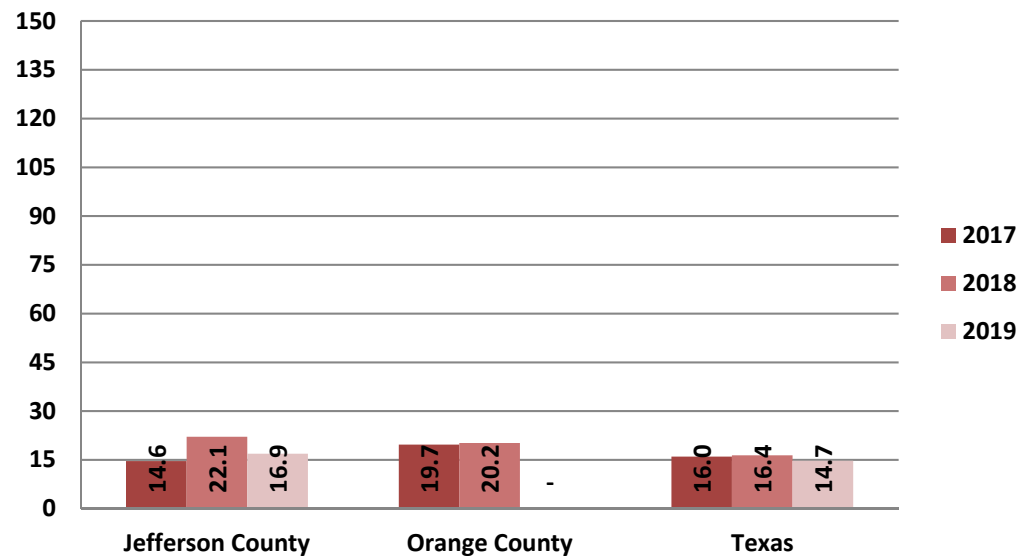
# Health Status

## Mortality - Nephritis, Nephrotic Syndrome & Nephrosis

- Nephritis, nephrotic syndrome and nephrosis is the eighth leading cause of death in Jefferson County and the state, and the ninth leading cause of death in Orange County (2017-2019).
- Between 2017 and 2019, nephritis, nephrotic syndrome and nephrosis mortality rates increased in Jefferson County and decreased in the state.
- In 2019, the nephritis, nephrotic syndrome and nephrosis mortality rate in Jefferson County (16.9 per 100,000) was higher than the state rate (14.7 per 100,000).

### Nephritis, Nephrotic Syndrome and Nephrosis

Age-adjusted Death Rates per 100,000, 2017-2019



LOCATION	2017		2018		2019		2017-2019	
	DEATHS	AGE-ADJUSTED DEATH RATE	DEATHS	AGE-ADJUSTED DEATH RATE	DEATHS	AGE-ADJUSTED DEATH RATE	DEATHS	AGE-ADJUSTED DEATH RATE
Jefferson County	44	14.6	64	22.1	46	16.9	154	17.8
Orange County	20	19.7	21	20.2	14	Unreliable	55	17.7
Texas	4,256	16.0	4,529	16.4	4,165	14.7	12,950	15.7

Source: Centers for Disease Control and Prevention, National Center for Health Statistics, <http://wonder.cdc.gov/ucd-icd10.html>; data accessed June 4, 2021.  
 Note: Age Adjustment Uses 2000 Standard Population. Rates calculated with small numbers are unreliable and should be used cautiously. Rates are marked as "unreliable" when the death count is less than 20. "-" indicates that the number of deaths is too low to calculate a reliable rate.

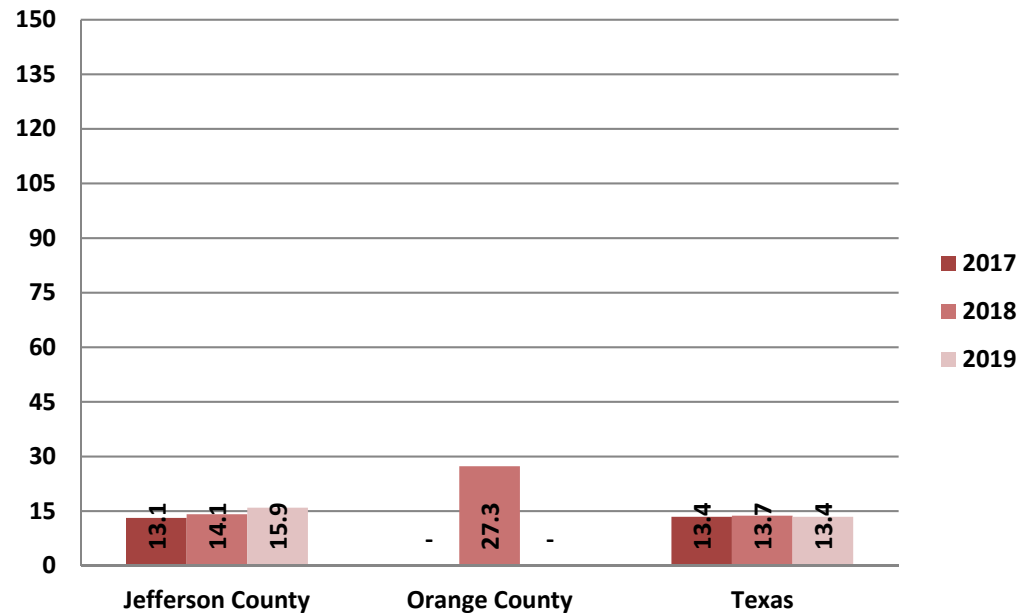
# Health Status

## Mortality – Intentional Self Harm

- Intentional self-harm (suicide) is the ninth leading cause of death in Jefferson County, the eighth leading cause of death in Orange County, and is not a leading cause of death the state (2017-2019).
- Between 2017 and 2019, intentional self-harm mortality rates in Jefferson County increased while rates in the state remained steady.
- In 2019, the intentional self-harm mortality rate in Jefferson County (15.9 per 100,000) was higher than the state rate (13.4 per 100,000).

### Intentional Self-Harm (Suicide)

Age-adjusted Death Rates per 100,000, 2017-2019



LOCATION	2017		2018		2019		2017-2019	
	DEATHS	AGE-ADJUSTED DEATH RATE	DEATHS	AGE-ADJUSTED DEATH RATE	DEATHS	AGE-ADJUSTED DEATH RATE	DEATHS	AGE-ADJUSTED DEATH RATE
Jefferson County	35	13.1	37	14.1	39	15.9	111	14.3
Orange County	17	Unreliable	22	27.3	12	Unreliable	51	20.9
Texas	3,778	13.4	3,930	13.7	3,891	13.4	11,599	13.5

Source: Centers for Disease Control and Prevention, National Center for Health Statistics, <http://wonder.cdc.gov/ucd-icd10.html>; data accessed June 4, 2021.  
 Note: Age Adjustment Uses 2000 Standard Population. Rates calculated with small numbers are unreliable and should be used cautiously. Rates are marked as "unreliable" when the death count is less than 20. "-" indicates that the number of deaths is too low to calculate a reliable rate.

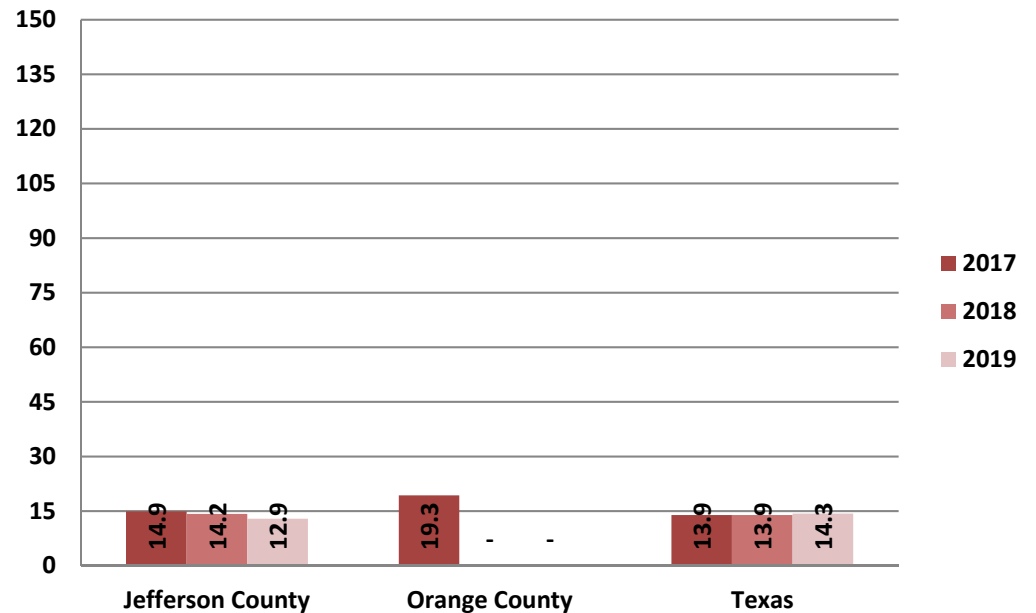
# Health Status

## Mortality – Chronic Liver Disease and Cirrhosis

- Chronic liver disease and cirrhosis is the tenth leading cause of death in both counties and the ninth leading cause of death in the state (2017-2019).
- Between 2017 and 2019, chronic liver disease and cirrhosis mortality rates decreased in Jefferson County and increased in the state.
- In 2019, the chronic liver disease and cirrhosis mortality rate in the state (14.3 per 100,000) was higher than the Jefferson County rate (12.9 per 100,000).

### Chronic Liver Disease and Cirrhosis

Age-adjusted Death Rates per 100,000, 2017-2019



LOCATION	2017		2018		2019		2017-2019	
	DEATHS	AGE-ADJUSTED DEATH RATE	DEATHS	AGE-ADJUSTED DEATH RATE	DEATHS	AGE-ADJUSTED DEATH RATE	DEATHS	AGE-ADJUSTED DEATH RATE
Jefferson County	43	14.9	39	14.2	37	12.9	119	14.0
Orange County	20	19.3	18	Unreliable	10	Unreliable	48	16.1
Texas	4,107	13.9	4,154	13.9	4,359	14.3	12,620	14.1

Source: Centers for Disease Control and Prevention, National Center for Health Statistics, <http://wonder.cdc.gov/ucd-icd10.html>; data accessed June 4, 2021.  
 Note: Age Adjustment Uses 2000 Standard Population. Rates calculated with small numbers are unreliable and should be used cautiously. Rates are marked as "unreliable" when the death count is less than 20. "-" indicates that the number of deaths is too low to calculate a reliable rate.





# Health Status

## COVID-19

- As of September 11, 2021, Jefferson County (110.1 per 1,000) has a higher rate of total COVID-19 cases than Orange County (57.8 per 1,000) and the state (106.4 per 1,000).
- As of November 30, 2021, the percent of the population (age 5+) that is fully vaccinated in Jefferson County (48.6%) is higher than Orange County (36.4%) but lower than the state (59.0%).

Location	Total Case Rate (per 1,000)	Total Number of First Doses Reported as Administered	Total Number of Second Doses Reported as Administered*	Percent of Population Fully Vaccinated (Age 5+)
Jefferson County	110.1	131,372	113,381	48.6%
Orange County	57.8	32,466	27,927	36.4%
Texas	106.4	18,571,190	15,916,274	59.0%

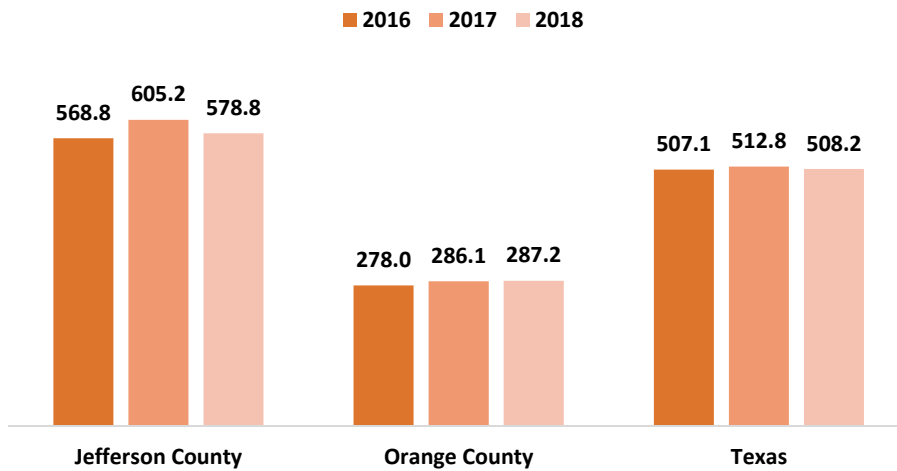
Source: Texas Health and Human Services, Texas Department of State Health Services, COVID-19 Vaccination in Texas, [https://tabexternal.dshs.texas.gov/t/THD/views/COVID-19VaccineinTexasDashboard/Summary?origin=card\\_share\\_link&embed=y&isGuestRedirectFromVizportal=y](https://tabexternal.dshs.texas.gov/t/THD/views/COVID-19VaccineinTexasDashboard/Summary?origin=card_share_link&embed=y&isGuestRedirectFromVizportal=y); information accessed on November 30, 2021. Data updated as of November 30, 2021 at 12:30 p.m. CST. Source: Texas Health and Human Services, County-level Vulnerability and COVID-19 Measures, <https://hhs.texas.gov/data/county-level-vulnerability-covid-19-measures>; information accessed on November 30, 2021. Note: Vaccine coverage for at least 1 dose includes all individuals who have received their first dose of COVID-19 vaccine. "\*" indicates vaccine coverage for series completion includes all individuals who have completed 2 doses of Pfizer-BioNTech or Moderna vaccine or 1 dose of Johnson and Johnson/Janssen. This data also includes any "additional and booster" doses given on or after August 13, 2021.



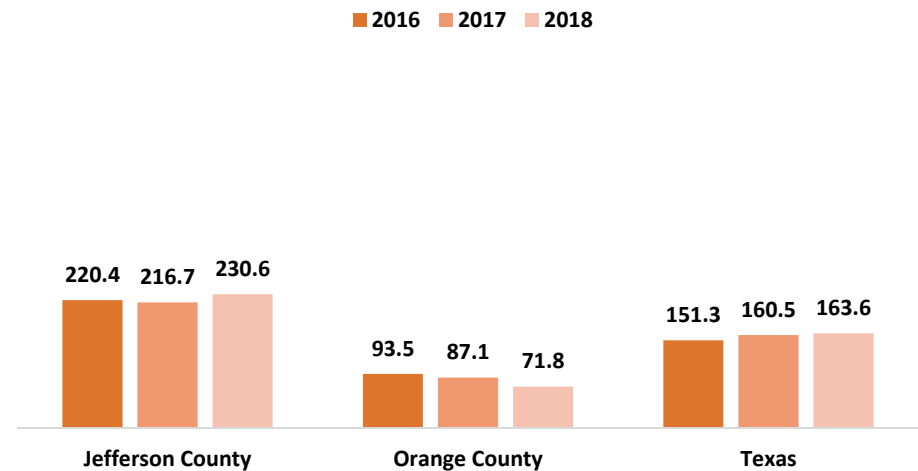
# Health Status

## Communicable Diseases - Chlamydia, Gonorrhea, Syphilis and HIV

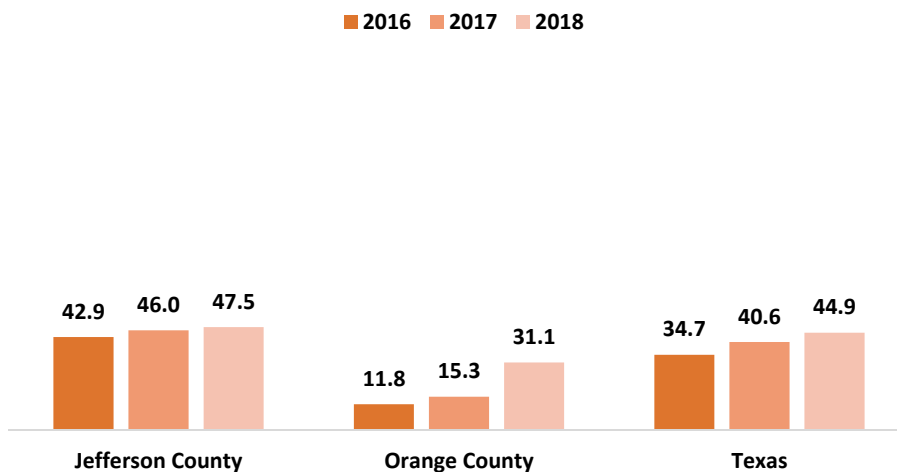
Chlamydia, Rate per 100,000, 2016-2018



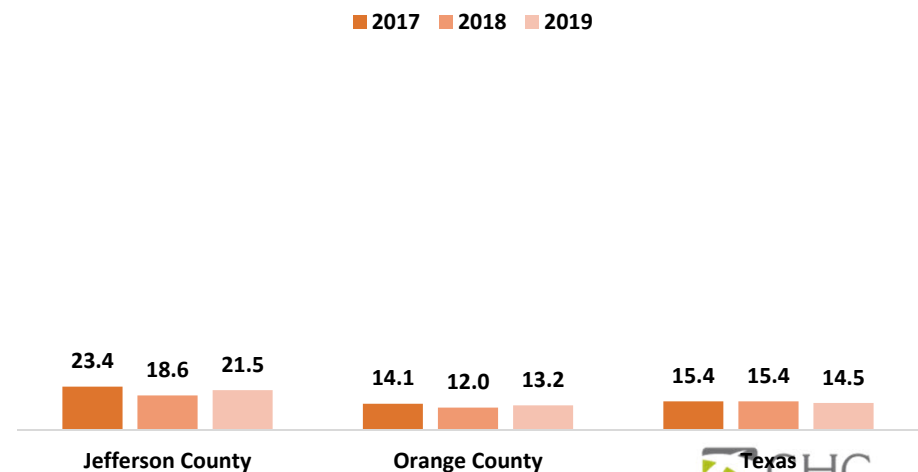
Gonorrhea, Rate per 100,000, 2016-2018



Syphilis, Rate per 100,000, 2016-2018



HIV, Rate per 100,000, 2017-2019

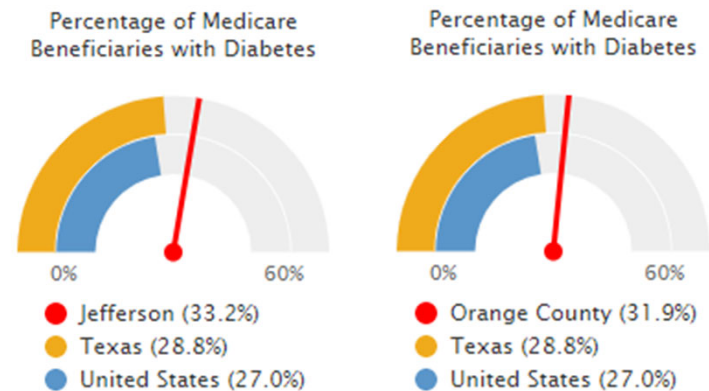


Source: Texas Department of State Health Services, <https://dshs.texas.gov/hivstd/reports/>; data accessed on August 3, 2021.

# Health Status

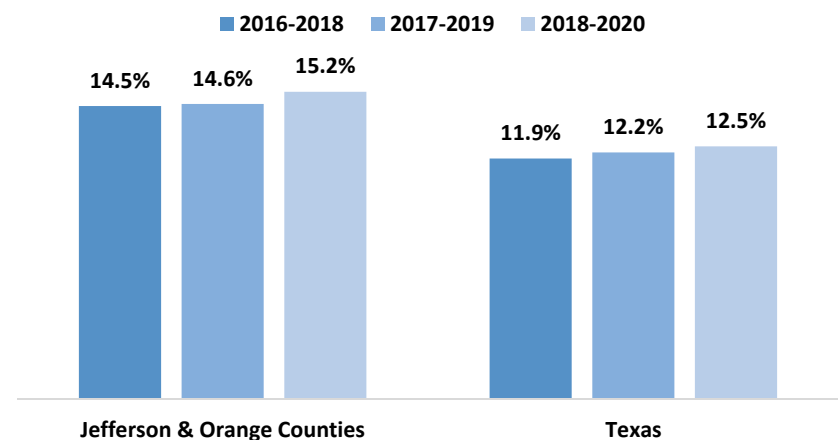
## Chronic Conditions - Diabetes

- In 2018, the percentage of **Medicare Beneficiaries** with diabetes in Jefferson County (33.2%) was highest as compared to Orange County (31.9%), the state (28.8%) and the nation (27.0%).
- Between 2016 and 2020, diabetes prevalence rates in adults (age 18+) in Jefferson & Orange Counties and the state slightly increased.
- In 2018-2020, Jefferson & Orange Counties (15.2%) had a higher percent of adults (age 18+) who had ever been diagnosed with diabetes than the state (12.5%).



Note: a green dial indicates that the report area has a better rate than the state, and a red dial indicates that the report area has a worse rate than the state.

### Diabetes, Percentage, Adults (age 18+), 2016-2020



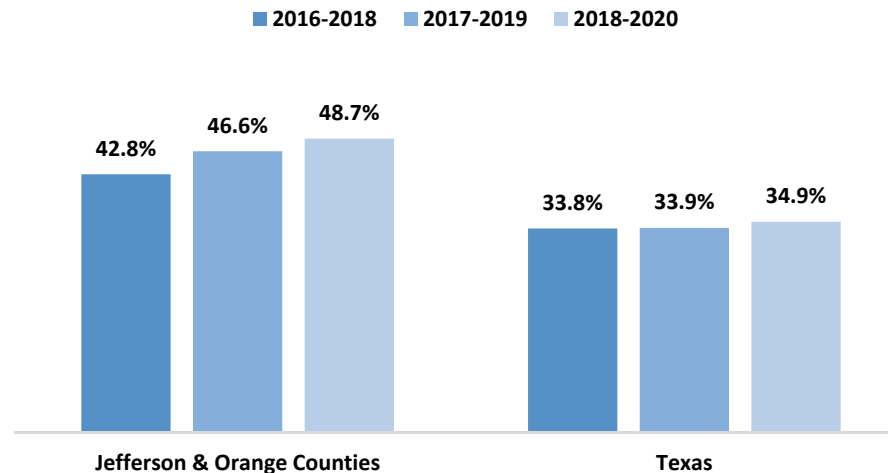
Source: SparkMap, Health Indicator Report: logged in and filtered for Jefferson and Orange Counties, TX, <https://sparkmap.org/report/>; data accessed June 17, 2021.  
Source: Texas Behavioral Risk Factor Surveillance System, Center for Health Statistics, Texas Department of State Health Services; data accessed on September 17, 2021.  
Definition: Has a doctor, nurse, or other health professional ever told you that you have diabetes?  
Note: Data has been pulled in 3-year sets of moving averages for purposes of statistical reliability.

# Health Status

## *Chronic Conditions - Obesity*

- Between 2016 and 2020, obesity prevalence rates in adults (age 18+) in Jefferson & Orange Counties and the state increased.
- In 2018-2020, Jefferson & Orange Counties (48.7%) had a higher percent of obese adults (age 18+) than the state (34.9%).

Obesity, Percentage, Adults (age 18+), 2016-2020



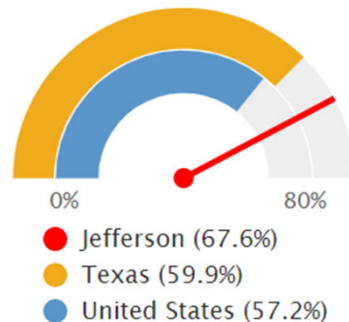
Source: Texas Behavioral Risk Factor Surveillance System, Center for Health Statistics, Texas Department of State Health Services; data accessed on September 17, 2021.  
Definition: BMI is (weight in lbs. divided by (height in inches squared)) times 703. Recommended BMI is 18.5 to 24.9. Obese is => 30.0.  
Note: Data has been pulled in 3-year sets of moving averages for purposes of statistical reliability.

# Health Status

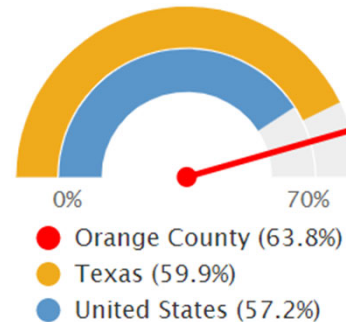
## *High Blood Pressure*

- Jefferson County (67.6%) has the highest rate of Medicare fee-for-service residents with hypertension as compared to Orange County (63.8%), the state (59.9%) and the nation (57.2 %) (2018).

Percentage of Medicare Beneficiaries with High Blood Pressure



Percentage of Medicare Beneficiaries with High Blood Pressure



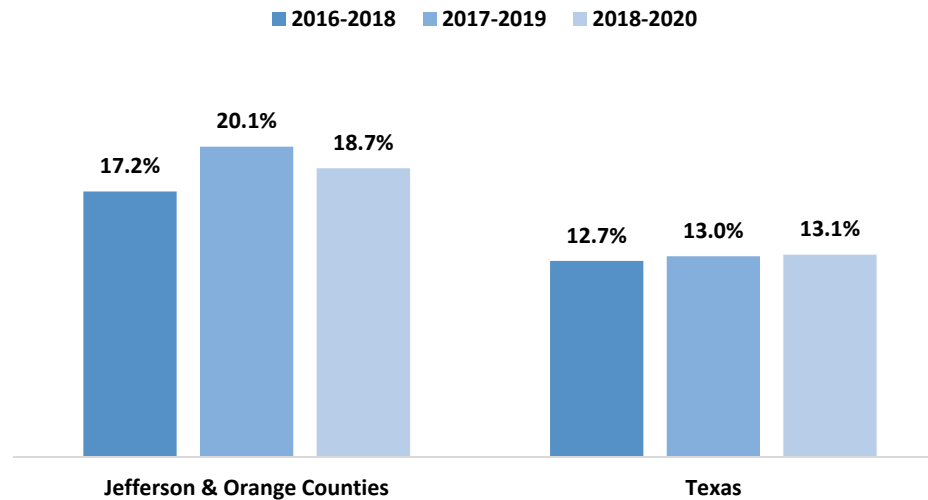
*Note: a green dial indicates that the county has a better rate than the state, and a red dial indicates that the county has a worse rate than the state.*

# Health Status

## *Chronic Conditions - Asthma*

- Between 2016 and 2020, asthma prevalence rates in adults (age 18+) in Jefferson & Orange Counties and the state overall increased.
- In 2018-2020, Jefferson & Orange Counties (18.7%) had a higher percentage of adults (age 18+) ever diagnosed with asthma than the state (13.1%).

**Asthma, Percentage, Adults (age 18+), 2016-2020**



Source: Texas Behavioral Risk Factor Surveillance System, Center for Health Statistics, Texas Department of State Health Services; data accessed on September 17, 2021.

Definition: Has a doctor, nurse, or other health professional ever told you that you had asthma?

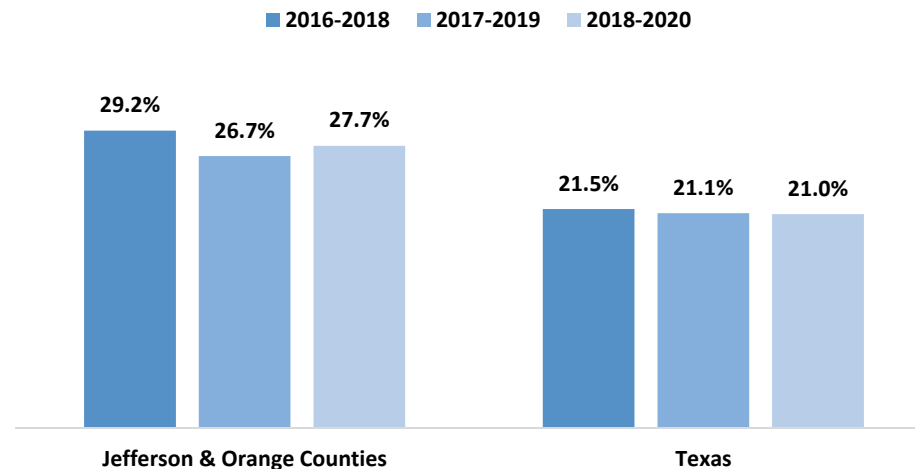
Note: Data has been pulled in 3-year sets of moving averages for purposes of statistical reliability.

# Health Status

## *Chronic Conditions - Arthritis*

- Between 2016 and 2020, arthritis prevalence rates in adults (age 18+) in Jefferson & Orange Counties and the state decreased.
- In 2018-2020, Jefferson & Orange Counties (27.7%) had a higher percentage of adults (age 18+) ever diagnosed with arthritis than the state (21.0%).

Arthritis, Percentage, Adults (age 18+), 2016-2020



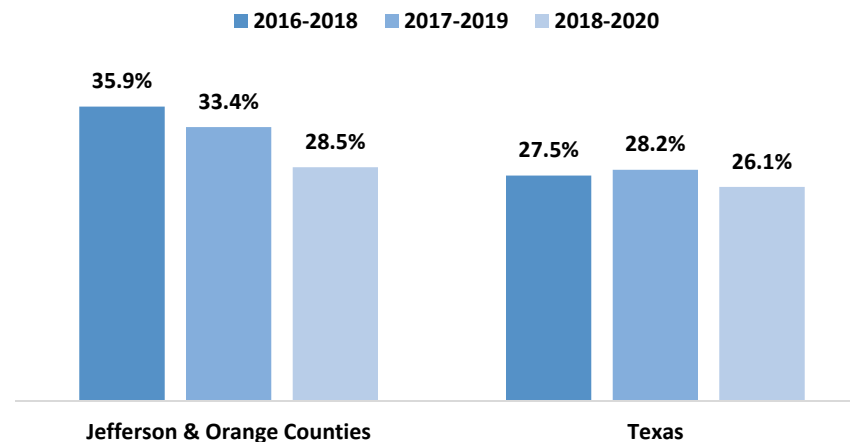
Source: Texas Behavioral Risk Factor Surveillance System, Center for Health Statistics, Texas Department of State Health Services; data accessed on September 17, 2021.  
Definition: Has a doctor, nurse, or other health professional ever told you that you have some form of arthritis, rheumatoid arthritis, gout, lupus, or fibromyalgia?  
Note: Data has been pulled in 3-year sets of moving averages for purposes of statistical reliability.

# Health Status

## *Health Behaviors - Physical Inactivity*

- The percent of adults (age 18+) that **did not** participate in leisure time physical activity in Jefferson & Orange Counties and the state decreased between 2016 and 2020.
- In 2018-2020, the percentage of adults (age 18+) that **did not** participate in physical activity in Jefferson & Orange Counties (28.5%) was higher than the state (26.1%).

Physical Inactivity, Percentage, Adults (age 18+), 2016-2020



Source: Texas Behavioral Risk Factor Surveillance System, Center for Health Statistics, Texas Department of State Health Services; data accessed on September 17, 2021.

Physical Activity Definition: During the past month, other than your regular job, did you participate in any physical activities or exercises such as running, calisthenics, golf, gardening, or walking for exercise?

Note: Data has been pulled in 3-year sets of moving averages for purposes of statistical reliability.

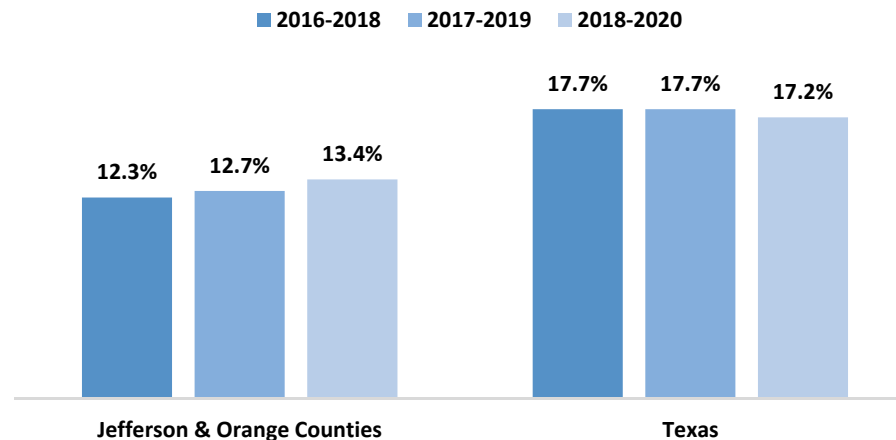


# Health Status

## *Health Behaviors - Binge Drinking*

- Between 2016 and 2020, the percentage of adults (age 18+) at risk of binge drinking in Jefferson & Orange Counties increased, while the percent decreased in the state.
- In 2018-2020, Jefferson & Orange Counties (13.4%) had a lower percentage of adults (age 18+) at risk of binge drinking than the state (17.2%).

**Binge Drinking, Percentage, Adults (age 18+),  
2016-2020**



Source: Texas Behavioral Risk Factor Surveillance System, Center for Health Statistics, Texas Department of State Health Services; data accessed on September 17, 2021.

Definition: During the past 30 days, what is the largest number of drinks you had on any occasion? Respondents are classified as "at risk" for binge drinking if males reported consuming 5 or more and females reported consuming 4 or more alcoholic beverages at one time.

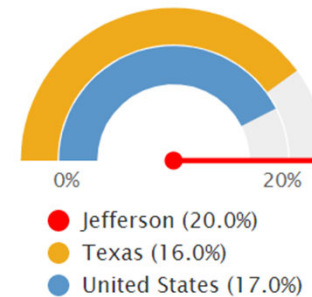
Note: Data has been pulled in 3-year sets of moving averages for purposes of statistical reliability.

# Health Status

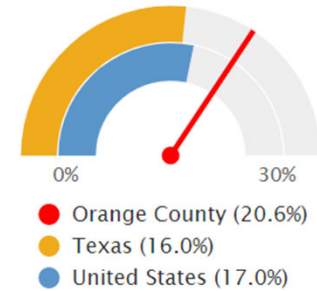
## Health Behaviors - Smoking

- The percent of the adult (age 18+) population in Orange County (20.6%) that self-reported **ever smoking 100 or more cigarettes and currently smoke every day or some days** was the highest as compared to Jefferson County (20.0%), the state (16.0%) and nation (17.0%) (2018).
- Between 2016 and 2020, the percent of adults (age 18+) that self-reported smoking **every day** in Jefferson & Orange Counties decreased, while rates in the state slightly increased.
- In 2018-2020, the prevalence of current, **every day** smokers in Jefferson & Orange Counties (25.6%) was higher than the state (24.9%).

Percentage of Adults who are Current Smokers

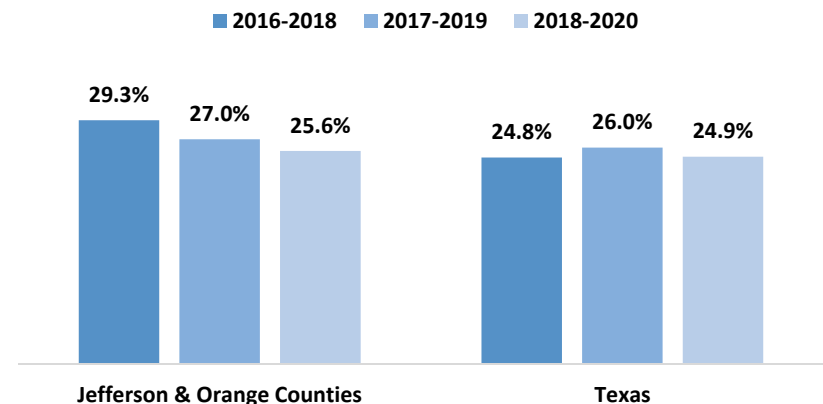


Percentage of Adults who are Current Smokers



Note: a green dial indicates that the report area has a better rate than the state, and a red dial indicates that the report area has a worse rate than the state.

### Smoking Frequency - Every Day, Percentage, Adults (age 18+), 2016-2020



Source: SparkMap, Health Indicator Report: logged in and filtered for Jefferson and Orange Counties, TX, <https://sparkmap.org/report/>; data accessed June 17, 2021.

Source: Texas Behavioral Risk Factor Surveillance System, Center for Health Statistics, Texas Department of State Health Services; data accessed on September 17, 2021.

Frequency of Smoking Definition: Do you now smoke cigarettes every day, some days, or not at all? (Respondents that reported smoking 'Every Day' are included in this chart)

Note: smoking refers to cigarettes, and does not include electronic cigarettes (e-cigarettes, NJOY, Bluetip), herbal cigarettes, cigars, cigarillos, little cigars, pipes, bidis, kreteks, water pipes (hookahs), marijuana, chewing tobacco, snuff, or snus.

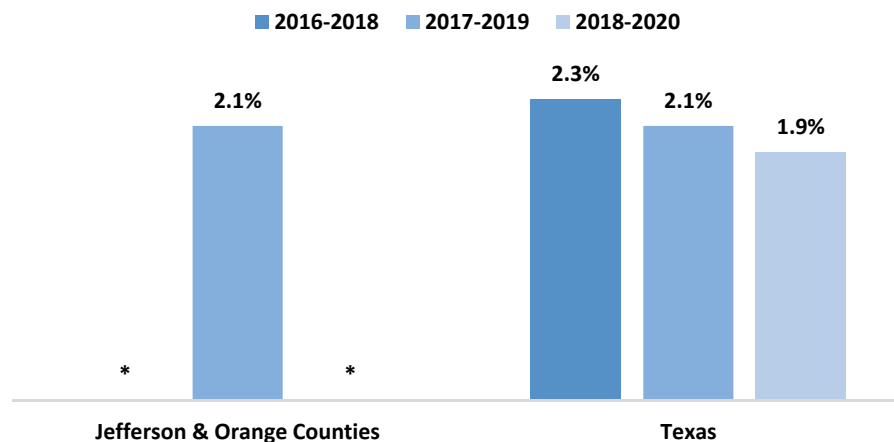
Note: Data has been pulled in 3-year sets of moving averages for purposes of statistical reliability.

# Health Status

## *Health Behaviors - Smokeless Tobacco Use*

- Between 2016 and 2020, the percent of adults (age 18+) that self-reported using a smokeless tobacco product in the state decreased.
- In 2017-2019, the percentage of adults (age 18+) that self-reported using a smokeless tobacco product in Jefferson & Orange Counties (2.1%) was consistent with the state (2.1%).

Smokeless Tobacco Use Frequency - Every Day,  
Percentage, Adults (age 18+), 2016-2020



Source: Texas Behavioral Risk Factor Surveillance System, Center for Health Statistics, Texas Department of State Health Services; data accessed on September 17, 2021.

Definition: Do you currently use chewing tobacco, snuff, or snus every day, some days, or not at all?

Note: Snus (Swedish for snuff) is a moist smokeless tobacco, usually sold in small pouches that are placed under the lip against the gum.

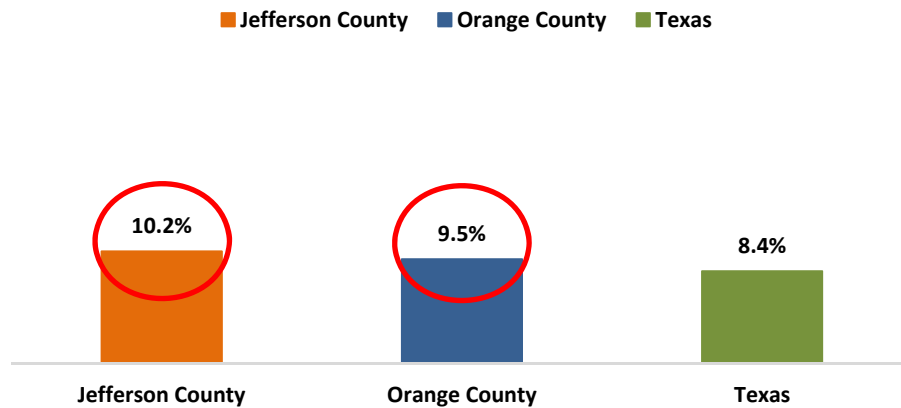
Note: Data has been pulled in 3-year sets of moving averages for purposes of statistical reliability.

Note: "\*" indicates a relative standard error greater than 30%. Estimate is not displayed.

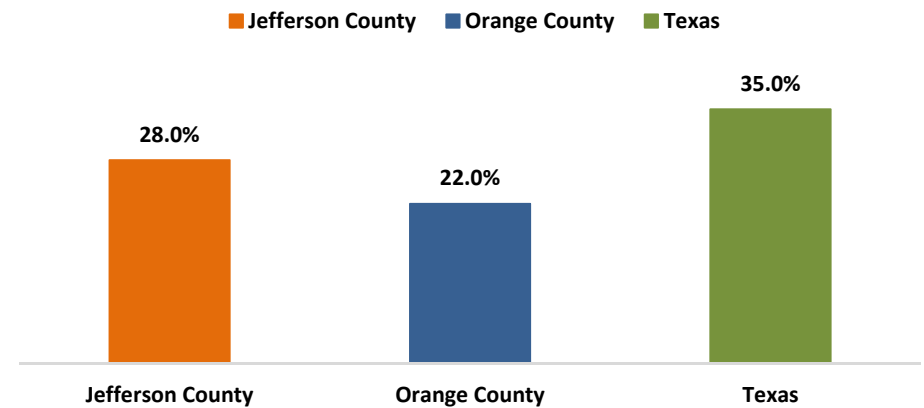
# Health Status

## Maternal & Child Health Indicators

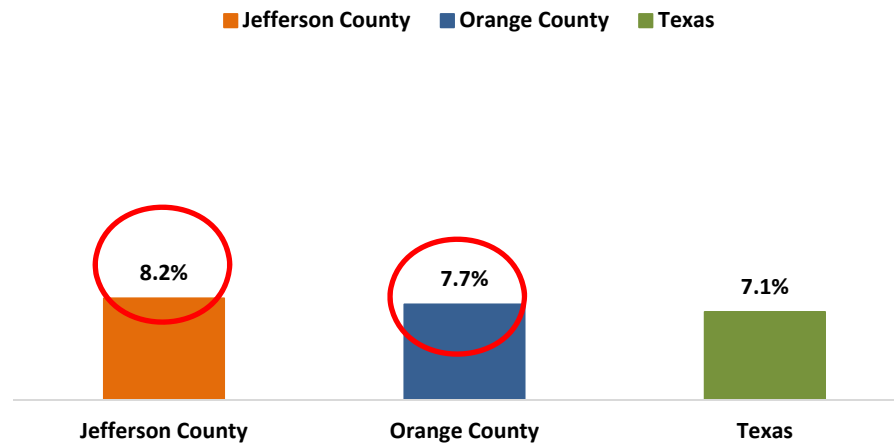
Low Birth Weight (<2,500g), Percent of All Births, 2017



Births to Women Receiving Late or No Prenatal Care, Percent of All Births, 2017



Teen Births (Age 19 and Younger), Percent of All Births, 2017



Source: The Annie E. Casey Foundation Kids Count Data Center, <https://datacenter.kidscount.org/>; data accessed on August 3, 2021.

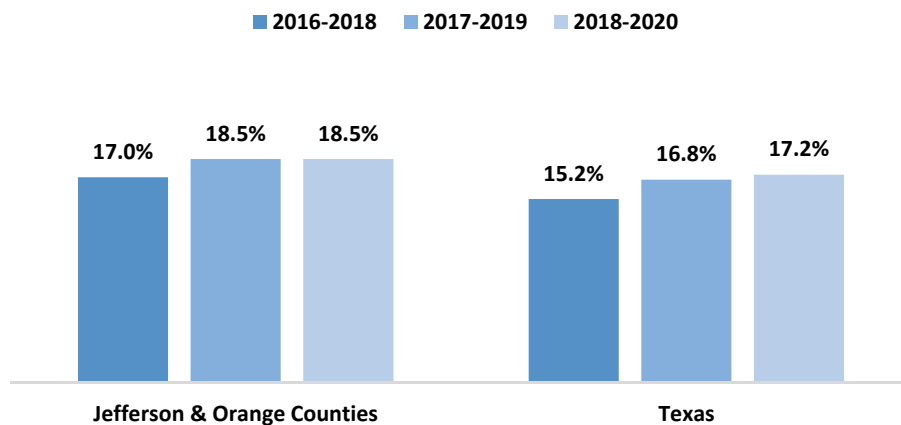
Note: percentages are crude rates based on number of specific indicator-related cases divided by total births. Rates are not calculated if number of cases are too low for statistical reliability.

# Health Status

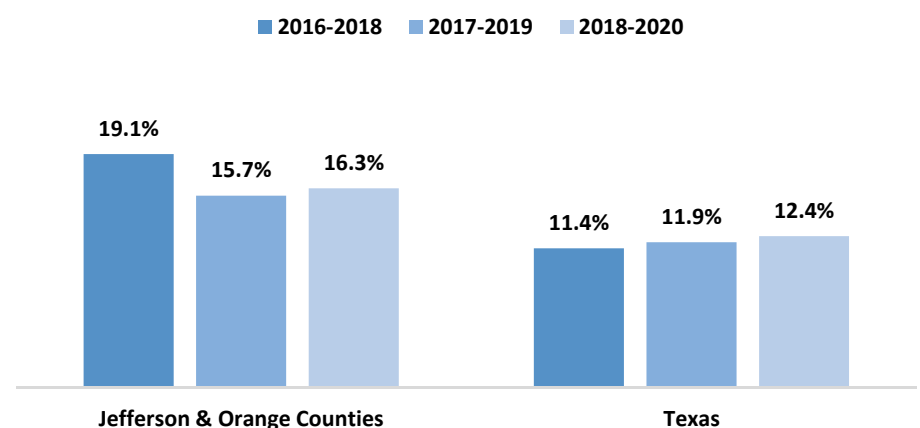
## *Mental Health - Depressive Disorders*

- Between 2016 and 2020, the rate of adults (age 18+) in Jefferson & Orange Counties and the state that have been diagnosed with a depressive disorder increased.
- In 2018-2020, Jefferson & Orange Counties (18.5%) had a higher percentage of adults (age 18+) ever diagnosed with a depressive disorder than the state (17.2%).
- Between 2016 and 2020, the percent of adults (age 18+) that reported experiencing **14 or more days** of poor mental health in Jefferson & Orange Counties decreased, while the percent in the state increased.
- In 2018-2020, Jefferson & Orange Counties (16.3%) had a higher percent of adults (age 18+) that reported experiencing **14 or more days** of poor mental health than the state (12.4%).

**Depressive Disorders, Percentage, Adults (age 18+), 2016-2020**



**Days of Poor Mental Health - 14+, Percentage, Adults (age 18+), 2016-2020**



Source: Texas Behavioral Risk Factor Surveillance System, Center for Health Statistics, Texas Department of State Health Services; data accessed on September 17, 2021.

Definition: Has a doctor, nurse, or other health professional ever told you that you have a depressive disorder including depression, major depression, dysthymia, or minor depression?

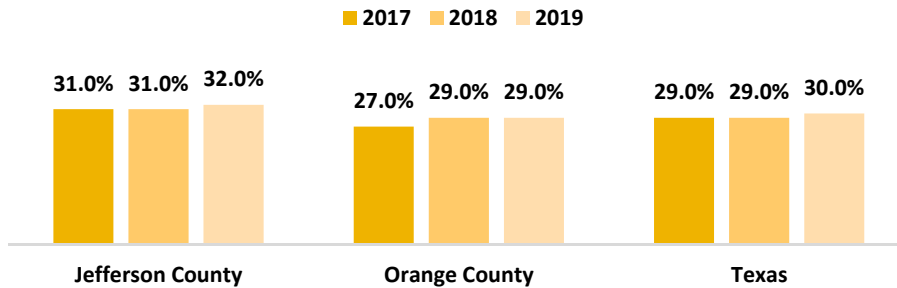
Definition: Days mental health not good - 14 days

Note: Data has been pulled in 3-year sets of moving averages for purposes of statistical reliability.

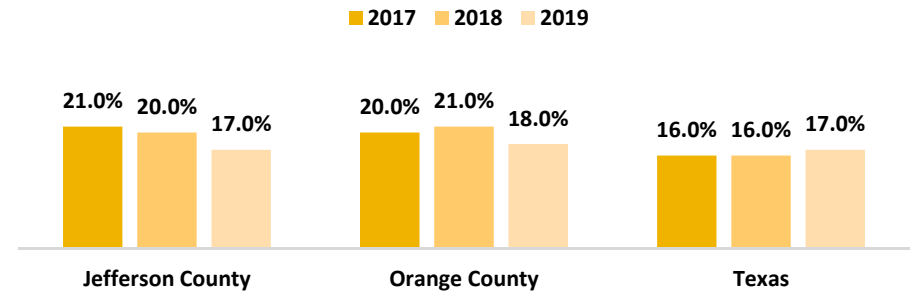
# Health Status

## Screenings – Mammography, Prostate Screening, Pap Test, Colorectal (Medicare)

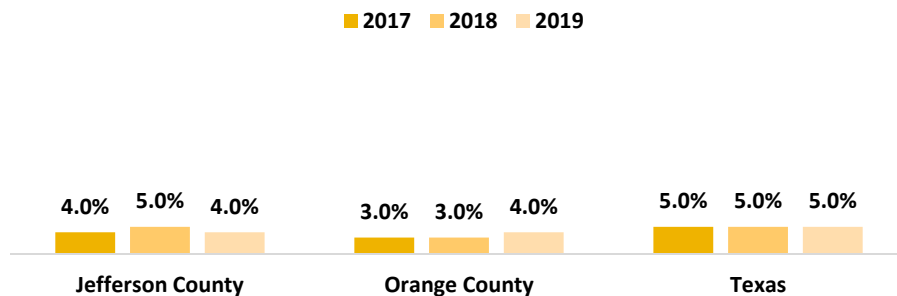
Received Mammography Screening, Percentage, Females (age 35+), 2017-2019



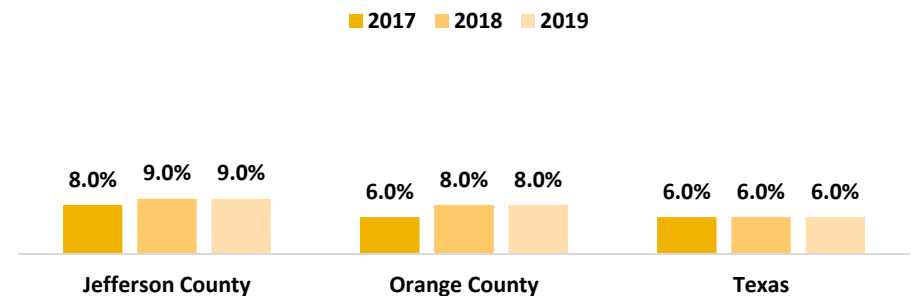
Received Prostate Cancer Screening, Percentage, Male (age 50+), 2017-2019



Received Pap Test Screening, Percentage, Females (all ages), 2017-2019



Received Colorectal Cancer Screening, Percentage, Adults (age 50+), 2017-2019



Source: Centers for Medicare & Medicaid Services, Office of Minority Health, Mapping Medicare Disparities, <https://data.cms.gov/mapping-medicare-disparities>; data accessed on August 3, 2021.

Mammography Screening Definition: percentages are identified using the HCPCS/CPT codes present in the Medicare administrative claims. The uptake rate for mammography services is calculated as the percentage of beneficiaries that received at least one of the services (defined by HCPCS/CPT codes) in a given year. Number of beneficiaries for mammography services excludes: beneficiaries without Part B enrollment for at least one month; beneficiaries with enrollment in Medicare Advantage; male beneficiaries; and female beneficiaries aged less than 35.

Colorectal Cancer Screening Definition: percentages are identified using the HCPCS/CPT codes present in the Medicare administrative claims. The uptake rate for colorectal cancer services is calculated as the percentage of beneficiaries that received at least one of the services (defined by HCPCS/CPT codes) in a given year. Number of beneficiaries for colorectal cancer screening services excludes: beneficiaries without Part B enrollment for at least one month; beneficiaries with enrollment in Medicare Advantage; and beneficiaries aged less than 50.

Pap Test Screening Definition: percentages are identified using the HCPCS/CPT codes present in the Medicare administrative claims. The uptake rate for pap test services is calculated as the percentage of beneficiaries that received at least one of the services (defined by HCPCS/CPT codes) in a given year. Number of beneficiaries for colorectal cancer screening services excludes: beneficiaries without Part B enrollment for at least one month; beneficiaries with enrollment in Medicare Advantage; and male beneficiaries.

Prostate Cancer Screening Definition: percentages are identified using the HCPCS/CPT codes present in the Medicare administrative claims. The uptake rate for prostate cancer services is calculated as the percentage of beneficiaries that received at least one of the services (defined by HCPCS/CPT codes) in a given year. Number of beneficiaries for colorectal cancer screening services excludes: beneficiaries without Part B enrollment for at least one month; beneficiaries with enrollment in Medicare Advantage; female beneficiaries; and male beneficiaries aged less than 50.

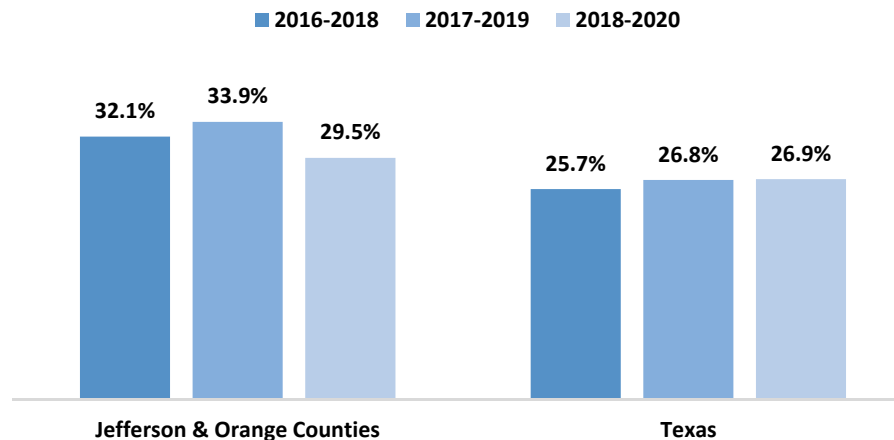


# Health Status

## *Health Status - Disability*

- Between 2016 and 2020, the percent of adults (age 18+) who self-reported that they had a disability in Jefferson & Orange Counties decreased, while the percent in the state increased.
- The percent of adults (age 18+) who self-reported that they had a disability in Jefferson & Orange Counties (29.5%) is higher than the state (26.9%) (2018-2020).

Disability Status, Percentage, Adults (age 18+),  
2016-2020



Source: Texas Behavioral Risk Factor Surveillance System, Center for Health Statistics, Texas Department of State Health Services; data accessed on September 17, 2021.

Definition: The percentage of people that self-reported that they had a disability

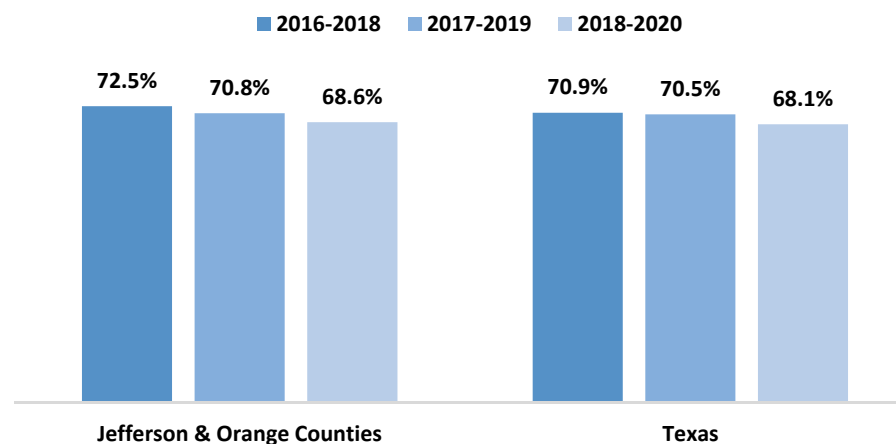
Note: Data has been pulled in 3-year sets of moving averages for purposes of statistical reliability.

# Health Status

## *Preventative Care - Influenza Vaccine (age 18-64)*

- Between 2016 and 2020, the percent of adults (age 18-64) that **did not** receive a flu shot in Jefferson & Orange Counties and the state decreased.
- In 2018-2020, Jefferson & Orange Counties (68.6%) had a higher percentage of adults (age 18-64) that **did not** receive a flu shot than the state (68.1%).

No Flu Shot in Past Year (age 18-64), Percentage, 2016-2020



Source: Texas Behavioral Risk Factor Surveillance System, Center for Health Statistics, Texas Department of State Health Services; data accessed on September 17, 2021.  
Definition: During the past 12 months, have you had either a flu vaccine that was sprayed in your nose or a flu shot injected into your arm? \*ADULTS AGE 18-64 YEARS\*  
Note: Data has been pulled in 3-year sets of moving averages for purposes of statistical reliability.

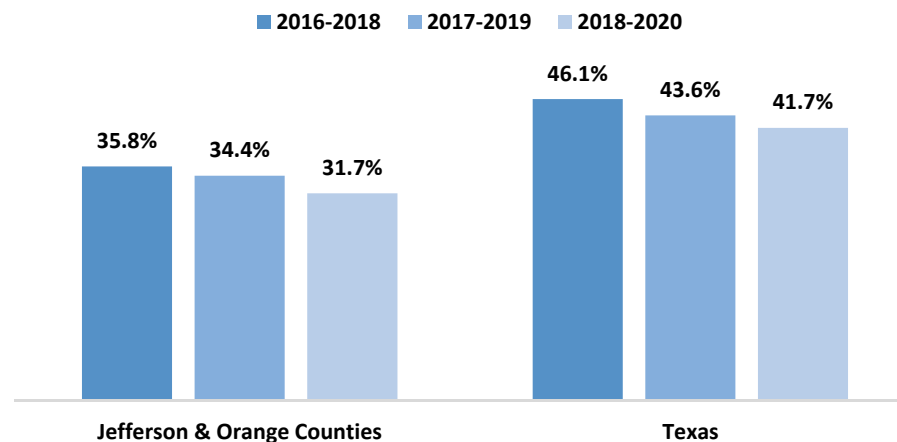


# Health Status

## *Immunizations – Influenza Vaccine (65+ Years)*

- Between 2016 and 2020, the percent of adults (age 65+) that **did not** receive a flu shot in the past year decreased in Jefferson & Orange Counties and the state.
- In 2018-2020, the percent of adults (age 65+) that **did not** receive a flu shot in the past year in Jefferson & Orange Counties (31.7%) was lower than the state (41.7%).

No Flu Shot in Past Year (age 65+), Percentage,  
2016-2020

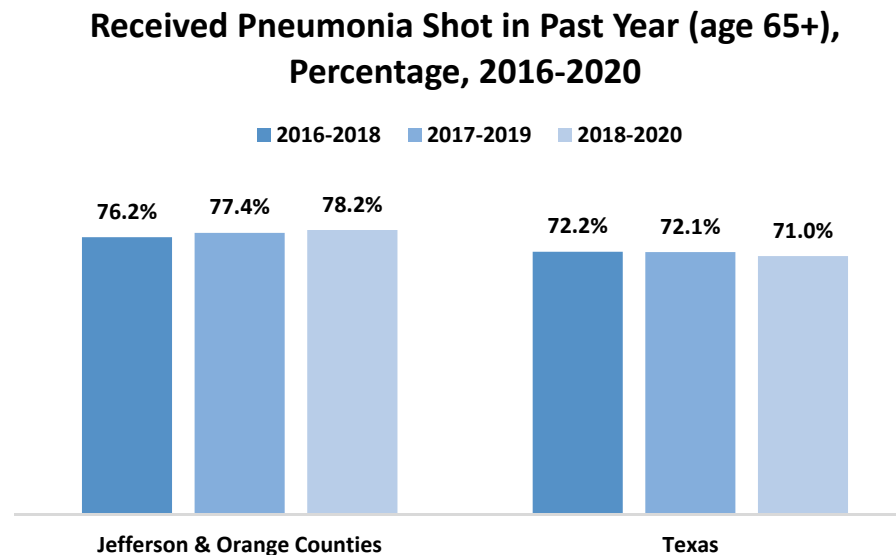


Source: Texas Behavioral Risk Factor Surveillance System, Center for Health Statistics, Texas Department of State Health Services; data accessed on September 17, 2021.  
Definition: During the past 12 months, have you had either a flu vaccine that was sprayed in your nose or a flu shot injected into your arm? \*ADULTS AGE 65+ YEARS\*  
Note: Data has been pulled in 3-year sets of moving averages for purposes of statistical reliability.

# Health Status

## *Immunizations – Pneumococcal Vaccine (65+ Years)*

- Between 2016 and 2020, the percent of adults (age 65+) that **did** receive a pneumonia shot in the past year in Jefferson & Orange Counties increased, while the percent decreased in the state.
- In 2018-2020, the percent of adults (age 65+) that **did** receive a pneumonia shot in the past year in Jefferson & Orange Counties (78.2%) was higher than the state (71.0%).



Source: Texas Behavioral Risk Factor Surveillance System, Center for Health Statistics, Texas Department of State Health Services; data accessed on September 17, 2021.

Definition: Have you ever had a pneumonia shot, also known as a pneumococcal vaccine? \*ADULTS AGE 65+ YEARS\*

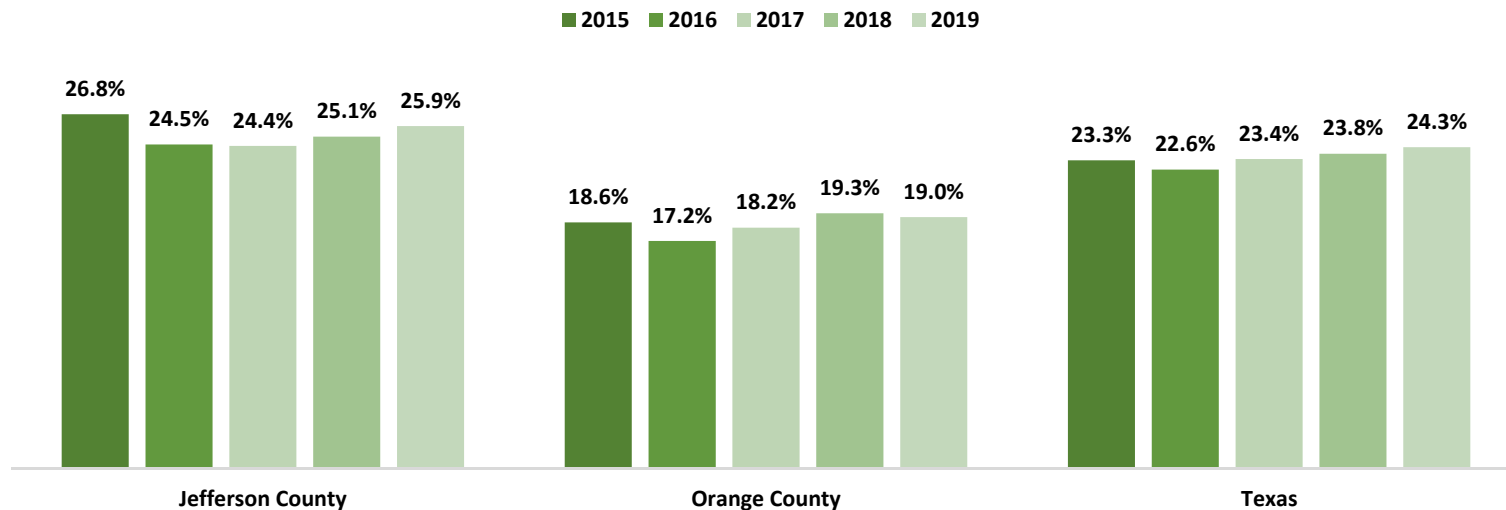
Note: Data has been pulled in 3-year sets of moving averages for purposes of statistical reliability.

# Health Status

## Health Care Access - Uninsured

- As of 2019, Jefferson County (25.9%) has a higher rate of uninsured adults (age 18-64) as compared to Orange County (19.0%) and the state (24.3%).
- Orange County and the state experienced slight increases in the percentage of uninsured adults (age 18-64) between 2015 and 2019 while Jefferson County experienced a slight decrease.

Uninsured, Percent of Adults (age 18-64), 2015-2019



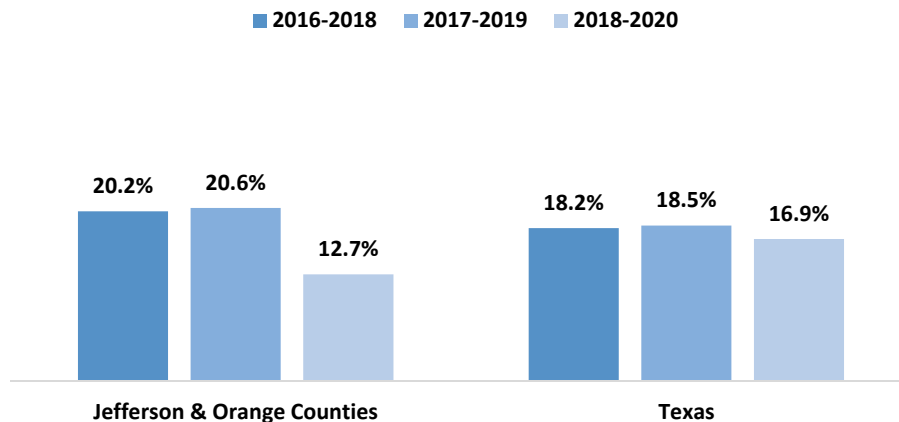
Source: United States Census Bureau, Small Area Health Insurance Estimates filtered for Jefferson and Orange Counties, TX, <https://www.census.gov/data-tools/demo/sahie/#/>; data accessed November 22, 2021.

# Health Status

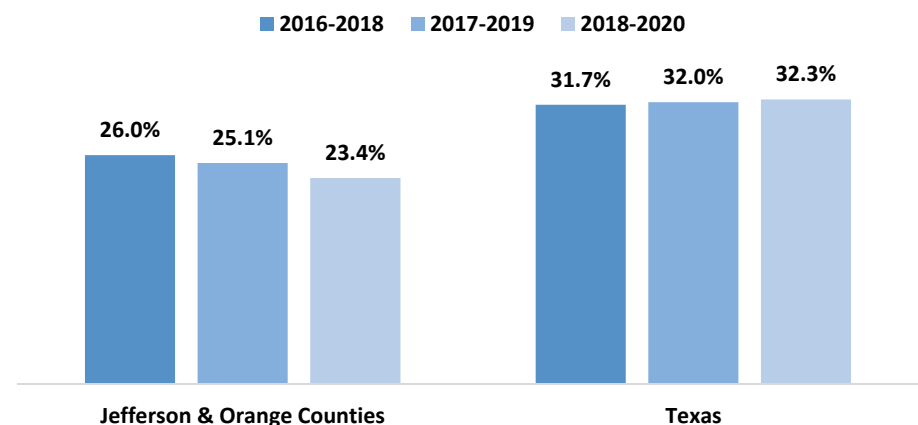
## Health Care Access - Medical Cost Barriers & No Personal Doctor

- Between 2016 and 2020, the percent of adults (age 18+) that needed medical care but could not receive it due to cost decreased in Jefferson & Orange Counties and the state.
- In 2018-2020, the percent of adults (age 18+) that reported experiencing a medical cost barrier in the past 12 months in Jefferson & Orange Counties (12.7%) was lower than the state (16.9%).
- Between 2016 and 2020, the percent of adults (age 18+) in Jefferson & Orange Counties that reported having **no personal doctor** decreased, while rates in the state slightly increased.
- In 2018-2020, Jefferson & Orange Counties (23.4%) had a lower percent of adults (age 18+) that had **no personal doctor** than the state (32.3%).

Medical Cost Barrier to Care, Percentage, Adults (age 18+), 2016-2020



No Personal Doctor, Percentage, Adults (age 18+), 2016-2020



Source: Texas Behavioral Risk Factor Surveillance System, Center for Health Statistics, Texas Department of State Health Services; data accessed on September 17, 2021.

Definition: Do you have one person you think of as your personal doctor or health care provider?

Definition: Was there a time in the past 12 months when you needed to see a doctor but could not because of the cost?

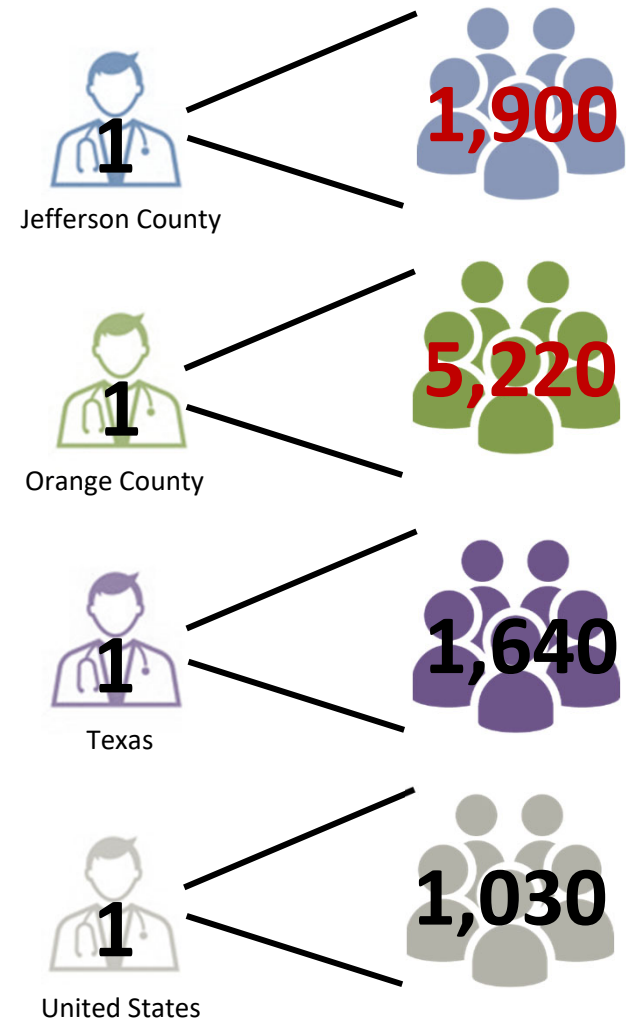
Note: Data has been pulled in 3-year sets of moving averages for purposes of statistical reliability.

# Health Status

## Health Care Access – Primary Care Providers

- Sufficient availability of primary care physicians is essential for preventive and primary care.

- In 2018, the population to primary care provider ratio in Orange County (5,220:1) was the highest as compared to Jefferson County (1,900:1), the state (1,640:1) and the nation (1,030:1).



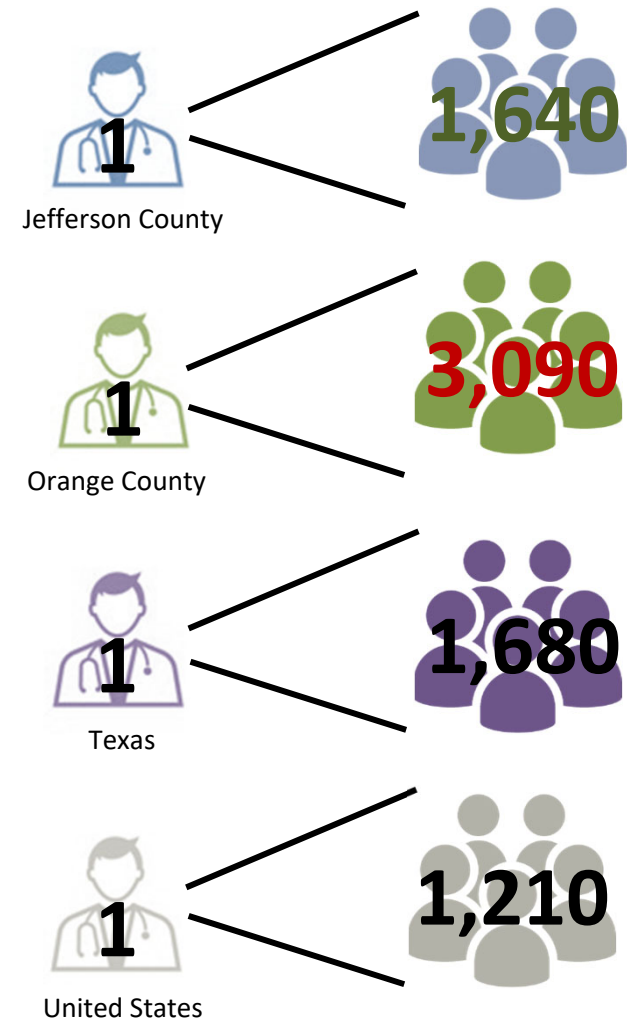
Source: County Health Rankings & Roadmaps, Health Indicator Report: filtered for Jefferson and Orange Counties, TX, <https://www.countyhealthrankings.org/>; data accessed August 3, 2021.

Definition: The ratio represents the number of individuals served by one physician in a county, if the population was equally distributed across physicians. "Primary care physicians" classified by the AMA include: General Family Medicine MDs and DOs, General Practice MDs and DOs, General Internal Medicine MDs and General Pediatrics MDs. Physicians age 75 and over and physicians practicing sub-specialties within the listed specialties are excluded.

# Health Status

## Health Care Access – Dental Care Providers

- **Lack of sufficient dental providers is a barrier to accessing oral health care. Untreated dental disease can lead to serious health effects including pain, infection, and tooth loss.**
  - In 2019, the population to dental provider ratio in Orange County (3,090:1) was the highest as compared to Jefferson County (1,640:1), the state (1,680:1) and the nation (1,210:1).

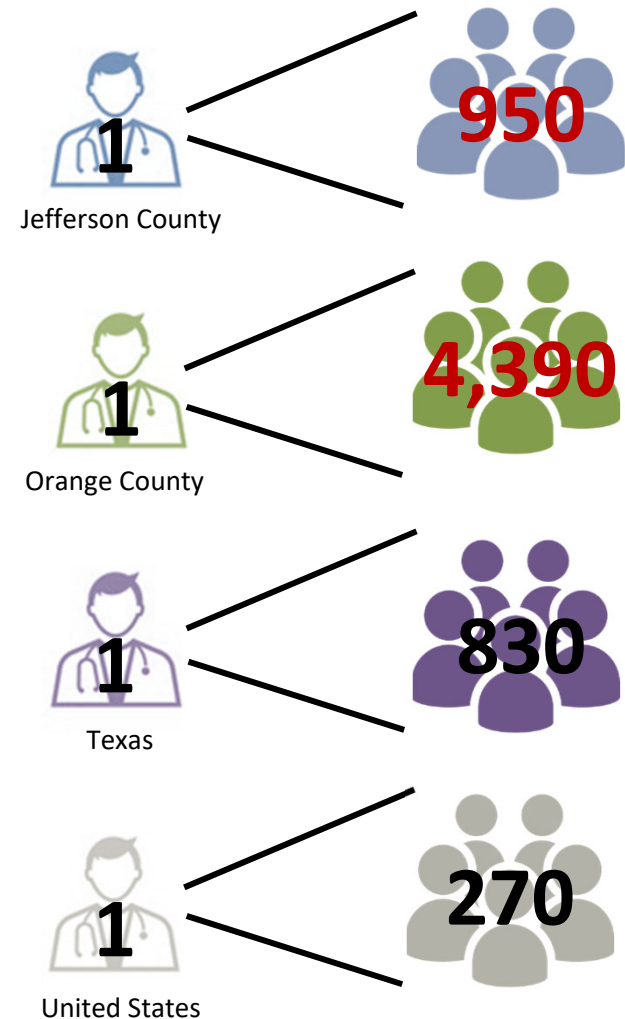


Source: County Health Rankings & Roadmaps, Health Indicator Report: filtered for Jefferson and Orange Counties, TX, <https://www.countyhealthrankings.org/>; data accessed August 3, 2021.  
Definition: The ratio represents the population served by one dentist if the entire population of a county was distributed equally across all practicing dentists. All dentists qualified as having a doctorate in dental surgery (D.D.S.) or dental medicine (D.M.D.) licensed by the state to practice dentistry and who practice within the scope of that license.

# Health Status

## Health Care Access – Mental Health Care Providers

- **Lack of access to mental health care providers not only effects overall individual wellness but also impacts the health of a community.**
  - In 2020, the population to mental health provider ratio in Orange County (4,390:1) was the highest as compared to Jefferson County (950:1), the state (830:1) and the nation (270:1).



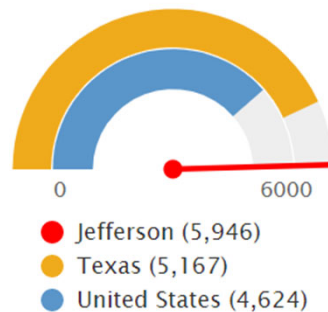
Source: County Health Rankings & Roadmaps, Health Indicator Report: filtered for Jefferson and Orange Counties, TX, <https://www.countyhealthrankings.org/>; data accessed August 3, 2021.  
Definition: The ratio represents the number of individuals served by one mental health provider in a county, if the population were equally distributed across providers. Psychiatrists, psychologists, clinical social workers, and counselors that specialize in mental health care.

# Health Status

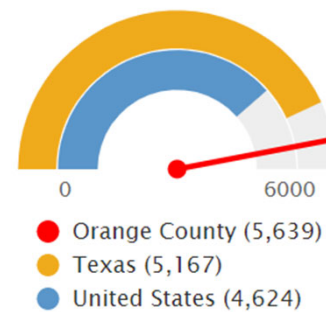
## *Health Care Access – Preventable Hospital Events*

- **Lack of adequate and available primary care resources for patients to access may lead to increased preventable hospitalizations.**
  - In 2017, the rate of preventable hospital events in the Jefferson County (5,946 per 100,000 Medicare Enrollees) was the highest as compared to Orange County (5,639 per 100,000 Medicare Enrollees), the state (5,167 per 100,000 Medicare Enrollees) and the nation (4,624 per 100,000 Medicare Enrollees).

Preventable Hospital Events, Rate per 100,000 Beneficiaries



Preventable Hospital Events, Rate per 100,000 Beneficiaries



*Note: a green dial indicates that the report area has a better rate than the state, and a red dial indicates that the report area has a worse rate than the state.*

Source: SparkMap, Health Indicator Report: logged in and filtered for Jefferson and Orange Counties, TX, <https://sparkmap.org/report/>; data accessed June 17, 2021.

Definition: Ambulatory Care Sensitive (ACS) conditions include pneumonia, dehydration, asthma, diabetes, and other conditions which could have been prevented if adequate primary care resources were available and accessed by those patients.

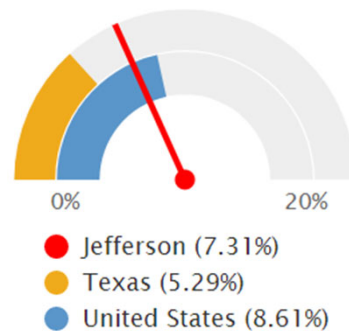


# Health Status

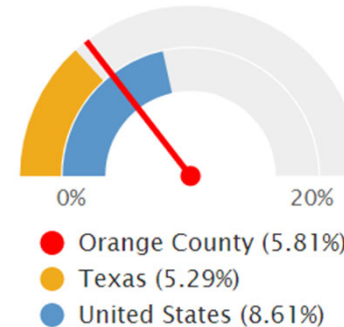
## Health Care Access – Transportation

- **Lack of transportation is frequently noted as a potential barrier to accessing and receiving care.**
  - Between 2015 and 2019, Jefferson County (7.3%) had a higher percentage of households that had had no motor vehicles as compared to Orange County (5.8%) and the state (5.3%), but a lower percentage when compared to the nation (8.6%).

Percentage of Households with No Motor Vehicle



Percentage of Households with No Motor Vehicle



*Note: a green dial indicates that the report area has a better rate than the state, and a red dial indicates that the report area has a worse rate than the state.*



# PHONE INTERVIEW FINDINGS



# Overview

---

- Conducted 30 interviews with the two groups outlined in the IRS final regulations
- Discussed the health needs of the community, access issues, barriers and issues related to specific populations
- Gathered background information on each interviewee

# Methodology

- Individuals interviewed for the CHNA were identified by the hospital and are known to be supportive of ensuring community needs are met. CHC did not verify any comments or depictions made by any individuals interviewed. Interviewees expressed their perception of the health of the community based on their professional and/or personal experiences, as well as the experiences of others around them. It is important to note that individual perceptions may highlight opportunities to increase awareness of local resources available in the community.
- This analysis is developed from interview notes, and the CHC team attempted to identify and address themes from these interviews and share them within this report. None of the comments within this analysis represent any opinion of CHC or the CHC professionals associated with this engagement. Some information may be paraphrased comments. The comments included within the analysis are considered to have been common themes from interviews defined as our interpretation of having the same or close meaning as other interviewees.

# Interviewee Information

- **Thomas Aardahl:** Chief Executive Officer/Executive Director, Recovery Council of Southeast Texas
- **Pastor John Adolph:** Pastor, Antioch Baptist Church; Board Member, Baptist Hospitals of Southeast Texas
- **Virtue Alexander:** Grant Writer/Manager, Communities in Schools of Southeast Texas
- **Holly Borel:** Director, Spindletop
- **Debbie Bridgeman:** Community Relations, Beaumont Independent School District
- **Bonnie Brooks:** Community Services Outreach Coordinator, Southeast Texas Regional Planning
- **Kathy Chessher:** Sr. Community Development Manager, American Cancer Society
- **Kenneth Coleman:** Executive Director, Beaumont Public Health Department
- **Garrett Craver:** Director of Psychological Services, Baptist Hospitals of Southeast Texas
- **Deborah Drago:** Executive Director, Southeast Texas Nonprofit
- **Jeff Dyson:** Director MBA and Graduate Certificate Programs and Instructor of Management, Lamar University; Board Member, Baptist Hospitals of Southeast Texas
- **Carol Fernandez:** Executive Director, Catholic Charities of Southeast Texas
- **Stephanie Garsea:** Community Relations, Acadian Ambulance
- **Michael Gillespie:** Medical Director of Behavioral Health, Baptist Hospitals of Southeast Texas
- **Jennifer Haney:** Director, Orange County Social Services
- **Brandon Hebert:** Vice President, Acadian Ambulance
- **Jessica Hill:** Executive Director, Orange County Executive Development
- **Karyn Husbands:** Executive Director, United Way of Jefferson County
- **Chester Jourdan:** Executive Director, American Red Cross of Southeast and Deep East Texas
- **Carrie Kennedy:** Director of Business Operations, Recovery Council of Southeast Texas
- **Cordella Lyons:** Program Coordinator HIV Screening, Baptist Hospitals of Southeast Texas
- **GiGi Mazzola:** Executive Director, Cardiovascular Foundation of Southeast Texas
- **Maureen McAlister:** Chief Executive Officer, United Way of Orange County
- **Ann Marie McDonald:** Chief Program Officer, Alzheimer's Association
- **Mary Poole:** Consultant, Baptist Hospitals of Southeast Texas
- **Kristi Premeaux:** Chief Financial Officer, Recovery Council of Southeast Texas
- **Mikn Simon:** Regional Director, Walgreens Pharmacy
- **Vernetta Spivey:** Community Relations Coordinator, Legacy Healthcare
- **Sharon Whitley:** Director, Hardin/Orange County Health Department
- **Byron Young:** Director of the SmartHealth Clinic, Baptist Hospitals of Southeast Texas

Source: Baptist Hospitals of Southeast Texas Community Health Needs Assessment Interviews conducted by Community Hospital Corporation; June 11, 2021 – July 2, 2021.

# Interviewee Characteristics

- Work for a State, local, tribal, or regional governmental public health department (or equivalent department or agency) with knowledge, information, or expertise relevant to the health needs of the community

6.7%

- Member of a medically underserved, low-income, and minority populations in the community, or individuals or organizations serving or representing the interests of such populations

93.3%

*Note: Interviewees may provide information for several required groups.*

# Community Needs Summary

- Interviewees discussed the following as the most significant health issues:
  - Overall Access Issues
    - Insurance Coverage & Affordability of Care
    - Infrastructural Concerns – Transportation
    - Infrastructural Concerns – Housing, Connectivity
  - Community Education & Preventive Care
    - Chronic Conditions & Healthy Lifestyles
    - Awareness of Local Services
  - Access to Mental & Behavioral Health Care
  - Access to Specialty Care
  - Access to Primary Care
  - Access to Dental Care
  - Impact of COVID-19

# Overall Access Issues

## *Insurance Coverage & Affordability of Care*

- **Issues/Themes:**

- Concern surrounding significant un/underinsured population in the community
- Growing need for education on importance of insurance coverage, coverage benefits
- Limited availability and awareness of local resources for low income and un/underinsured leading to:
  - Outmigration
  - Long wait times
  - Delaying/foregoing care
  - Worsened health outcomes
- Cost barriers to care impacting prescription compliance

“Access to medical care for individuals [with] low income is definitely the most critical. We have so many people who are low income/uninsured in our area.”

“Educating the uninsured on how to possibly get some form of insurance should be a priority. Educating those who are insured as to what their coverage entails, and how there are donut holes, a lot of people just don't understand what coverage they have if any.”

“In Jefferson County, low to moderate income individuals have limited access to health care and it isn't specific to one race. It's Caucasian, Hispanic, Asian, African American and they're all suffering for the fact that they don't have insurance that lends them the ability to seek out health care.”

“Low income persons don't know there are options. A lot of people think they have to go to Galveston for free health care. There are so many options out here now for low income to get good health care, they just don't know about it.”

“The low income and un/underinsured population is unique in the fact that they aren't seeking out health care until it becomes a critical situation, and those wait times are drastically longer because those who will treat them are few. Access is really bad in terms of access for the low income and uninsured.”

“There is a shortage of access to care...we have a lot of uninsured/underinsured here and we only have 3 FQHCs so the waiting list can be 6 months or longer.”

“There is a need for prescription assistance. The cost of prescriptions is so high that the patient may say they have access to the doctor, but they're getting these prescriptions and taking them to the pharmacy and can't afford the medication so they forego it.”



# Overall Access Issues

## *Infrastructural Concerns – Transportation*

- **Issues/Themes:**

- Transportation deemed as a significant determinant in ability to access care
- Greater transportation barriers in Orange County vs. Jefferson County
- Perceived lack of built environment, limited public transit system
- Transportation barriers leading to:
  - Delaying/foregoing care
  - Worsened health outcomes
  - Increased health care costs
- Challenge in seeking transportation for low income, indigent residents
- Concern surrounding impact on transportation, access to health care due to natural disasters

“Lack of transportation is the biggest barrier. Even if we had all of the care available, we have a lack of transportation. You can have as many providers set up in your area but if you don't have the means to transport back and forth, those providers are not accessible to someone who doesn't have that resource.”

“Transportation is an issue. There is a public transportation system in Jefferson County, not Orange County.”

“Transportation, especially in Orange, is an issue. Orange doesn't have transportation, and if they get their specialty care [in Beaumont] - they have to have someone bring them. I know a lot of people who moved from Orange to Beaumont because they didn't have transportation.”

“...our city barely has any sidewalks, it's very difficult for individuals to get around so that causes more barriers to treatment. It's hard to bike or walk. We do have a city bus system but it doesn't go very far. It's very limited.”

“If they lack transportation, then what they do is they wait until it is a dire emergency before they come in for care which gives them poor outcomes and increases the cost of care.”

“A lot of people just abandon their treatment if they can't get there - they may not feel well enough to drive themselves or not have a car or have someone who can take them. Many times we're talking about lower income populations and so they abandon their treatment and that's just not acceptable.”

“Transportation for indigent patients is a need, just getting to and from hospitals and procedures and doctors offices.”

“It's astonishing how many people talk about how they are still displaced from a disaster and without a vehicle and having to wait on someone else to bring them to the doctor.”

# Overall Access Issues

## *Infrastructural Concerns – Housing, Connectivity*

- **Issues/Themes:**

- Housing challenges impacting the community, specifically Orange County and underserved zip codes in Jefferson County
- Impact of housing difficulties on health care access, homelessness
- Lack of appropriate shelters and resources for homeless population
- Availability and quality of housing worsened due to natural disasters, pandemic
- Limited broadband connectivity in rural areas leading to challenges with telehealth
- Concern surrounding limited ability/awareness of telehealth options for seniors leading to lack of health care access

“Housing insecurity, food insecurity and lack of transportation - those are hugely glaring in both Jefferson and Orange counties. Orange County is very underserved in general. People are evacuating the Orange County area because of lack of housing.”

“Some of our poorest zip codes in the area are 77701, 77702, 77704 and 77705. They have more housing challenges in those communities and definitely have more transportation issues in those communities.”

“Housing is a huge issue. It's hard for people to have good medical care when their housing is poor or they're functionally homeless. We don't have any kind of real homeless shelter to handle that.”

“For housing, we can look at the storms we've had in Southeast Texas - they've really worsened the problem there and we haven't recovered. Availability is down and substandard housing environments have worsened. Plus, COVID-19 has been an issue.”

“Orange is relatively rural and there are pockets of more densely populated areas but one of the concerns with more utilization of telehealth is our access to broadband connectivity. There's been some limitations there on those underserved communities and their ability to connect to those services.”

“For Jefferson and Orange, connectivity is pretty good. Connectivity can be a big problem north of there, technology is such now that more and more folks are getting more comfortable with telemedicine. For our senior population, that's more difficult for them. That's something they've never dealt with or had.”

“Some seniors don't know how to use telehealth. They don't understand how to do that and so they might miss the opportunity to actually get some of the care that they need.”

# Community Education & Preventive Care

## *Chronic Conditions & Healthy Lifestyles*

- **Issues/Themes:**

- Emerging chronic conditions such as obesity, diabetes, heart disease, hypertension
- Concern surrounding increasing need to address chronic conditions
- Limited availability of built environment and wellness opportunities, particularly in Orange County
- Impact of COVID-19 on prevalence of lung issues (asthma, COPD), HIV infections
- Limited awareness and understanding of health care resources and benefits available in minority populations (Hispanic)
- Disparate rates of chronic conditions in African American population

“Obesity and other chronic diseases like diabetes and heart disease are emerging issues. Local public health departments were putting programs in place before COVID-19, but the pandemic has pushed these public health initiatives far back.”

“There are nonprofits in the community attempting to service as many of our residents as they can, but the need is greater than our capacity to serve.”

“...the number of green space and areas for wellness activities in the area is severely lacking. We need to focus on some messaging about healthy lifestyles and nutrition/exercise, eating healthy.”

“...the first thing Orange County needs is a hospital, and then we just need education to make sure everyone knows what’s available and could get regular health checks that are preventive that would help alleviate more serious problems down the road.”

“The chronic conditions that need the most work are diabetes, hypertension and probably chronic lung disease like asthma and COPD. We’re seeing a lot more lung issues since COVID-19.”

“...we’re going to have a higher case rate of HIV and that is because of the interruption with HIV testing over the past year. Right now we are seeing more new cases of HIV and I fear we are going to see more in the younger population.”

“Our Hispanic population doesn’t know about the different health care benefits that are available. It’s about getting them to be aware and checking on everything and taking those preventive steps. If everybody does their preventive care once a year, it might be that one appointment you go to where they find something.”

“We still have an inordinate number of our black community suffering from diabetes, high blood pressure and that’s a disparity that’s ongoing and we see it. We need to be active in educating where we can.”

Source: Baptist Hospitals of Southeast Texas Community Health Needs Assessment Interviews conducted by Community Hospital Corporation; June 11, 2021 – July 2, 2021.

# Community Education & Preventive Care

## *Awareness of Local Services*

- **Issues/Themes:**

- Limited awareness of local opportunities to access health resources, difference between health care access points
- Awareness of health care resources inhibited by:
  - Health literacy
  - Connectivity/social media
  - Cost barriers to care
- Concern surrounding lack of awareness of available primary care services for underserved residents
- Greater difficulty in accessing/utilizing appropriate health care resources for the underserved leading to delaying/foregoing care
- Lack of resources in Orange County leading to limited number of residents seeking preventive care appropriately
- Challenges in finding methods of communication/education for homeless populations

“People just don't know where to go. The community in general is not very visible about where people can go just for health care. It doesn't matter if it's a pregnancy test or surgery, there doesn't seem to be a hub where everyone goes to. People do not know where to go. There's just no navigator - this is not just uninsured people, it's all different kinds of people and payer types.”

“There are a lot of organizations that are available to help people and so many people just don't know it. They may not know how to read, they may not have the internet, they may not have social media, they just aren't aware of anything out there and we're doing everything we can to get the word out - they just don't know and that's a big problem.”

“We need to be educating the underserved populations about where to go for health care, when to seek specialty care, when to seek primary care, when to seek emergency care and the differentiation between those services.”

“I don't think people are aware of everything they can get that may be low cost. There's a lot of people that may not go seek out medical help when they have an issue for fear of not having the money to pay for it.”

“There are alternatives for individuals that are underinsured or underserved - I don't know if they all know these primary care clinics exist in Beaumont.”

“Orange County lacks access to preventive health care services. They lack the facilities that provide preventive care, a number of people are uninsured, and there is a big gap with health literacy. Many people do not know how to seek preventive care, seek care when they need it, or follow through with care after it's been provided.”

“There is not a single shelter in Orange County for homeless people and that makes it hard to communicate with them, educate them, even let them know what is available to help them. When they don't have shelter, it also means they're going to the doctor and getting medications they have nowhere to store.”

# Access to Mental & Behavioral Health Care

- **Issues/Themes:**

- Significant impact of natural disasters, pandemic on residents' mental health
- Difficulty in recruiting mental and behavioral health providers
- Shortage of providers/resources leading to long wait times for all payer types, outmigration to Houston
- Perceived need for affordable outpatient services
- Concern surrounding mental and behavioral health patients inappropriately landing in the ER/ambulance/judicial system
- Need for substance abuse treatment (particularly for women)
- Impact of COVID-19 resulting in remote access to services

“Our communities are in shock due to all of the disasters we've had. People are stressed. They need mental health services and professionals.”

“You can't seem to get providers here and find them and recruit them. That is a major need. Psychologists are in short supply but psychiatrists are a real crisis.”

“The name of the game is long wait times for mental health, regardless of payment source. Even if you're cash, Medicare, low income, sliding scale, it's very hard to get in as a new patient.”

“People who need psychological counseling go to Houston. They'll find Houston counseling centers with certified therapists, licensed counselors to go to.”

“We do not have outpatient mental health services. There are many people who want a safe space where they can do outpatient mental health care. It has to be outpatient and continuous and affordable.”

“Post pandemic, there's an increase in mental health patients. We could double what we've put out there. A lot of people with mental health problems just end up in the back of an ambulance or the back of a police car.”

“Mental and behavioral health is an issue, especially as it pertains to individuals placed in the judicial system inaccurately that really are more a mental or behavioral health issue.”

“The need for substance abuse treatment is dire. Substance abuse disorder clogs our jails and prisons and also clogs our hospital ERs. Substance use disorders have been mainly focused on men however we're seeing a huge growth in a need of services for women.”

“There's an enormous change since COVID-19 came around. Almost all mental health providers are remote now, psychiatrists as well as counselors. There are a few who have gone back to face to face, but very few. Most are very remote.”

Source: Baptist Hospitals of Southeast Texas Community Health Needs Assessment Interviews conducted by Community Hospital Corporation; June 11, 2021 – July 2, 2021.

# Access to Specialty Care

- **Issues/Themes:**

- Historical outmigration to Houston due to “bigger is better” perception
- Perceived long wait times leading to foregoing care, particularly for un/underinsured and Medicaid patients
- Difficulty finding providers with similar cultural backgrounds leading to foregoing care
- Limited supply of certain specialties in Jefferson County causes patients to travel to outside communities (OB/GYN, Neurology, Rheumatology, Endocrinology, Pain management, Ortho/Spine, Female Cancer, Pediatric surgery [IP])
- Greater shortage of specialty services in Orange County due to lack of hospital

“Some people feel they need to go to Houston to receive quality treatment. That is a challenge that has plagued us for decades. A lot of women go to Houston for gynecological visits. People go to the Fondren Clinic [for orthopedics].”

“They do have wait times, there are many who do not accept Medicaid or un/underinsured so it takes a longer time for people to get into care. That's actually causing a lot of people to forego care.”

“We also have insured people not accessing care because they cannot find a provider who they can relate to. They want to feel comfortable with someone who they perceive to be accepting of their gender/sexual identity.”

“There's certain OB/GYNs who have been in the area a long time who are trusted and they're so busy that they're not accepting new patients.”

“Neurology is an issue in this area. We do have telemedicine and other capabilities but the need has exceeded what's available.”

“It's a 6 month wait for rheumatology and endocrinologists because there are so few of them. Pain management, you have a long wait time. Orthopedics for back, there is nobody here who does any kind of spinal surgery at all. Female Cancer. There is no pediatric surgeon, no pediatrics really here at all for inpatient.”

“In Orange County, we've lost a lot of our specialty doctors because there's not a hospital so they don't want to be in a smaller area without a hospital.”

“You can't deliver a child in Orange County, so that would be a health care need. They leave the county, they go to Louisiana or Jefferson County.”

“People who are un/underinsured in Orange have harder time getting access to specialists. Specialists in Houston or Galveston are greater than what we have in Beaumont. People leave for cardiology, neurology, orthopedics, endocrinology, urology and nephrology, oncology and thoracic surgeons.”

# Access to Primary Care

- **Issues/Themes:**

- Difficulty accessing primary care in Southeast Texas, particularly for low income, un/underinsured, Medicare/Medicaid
- Limited supply of resources accepting underserved residents leading to long wait times
- Long wait times for appointment leading to:
  - Inappropriate use of the Emergency Room
  - Foregoing care
  - Worsened health outcomes
- Use of urgent care services due to perceived shorter wait time and lower cost
- Residents impacted by disasters utilizing urgent care facilities as stop-gap measure
- Greater difficulty accessing primary care in Orange County
- Perceived need for greater diversity in providers to relate to minority populations

“Accessing primary care is an issue in Southeast Texas. If you're lower income, you have a difficult time finding a physician, especially if you haven't already had one. There's not a huge amount of PCPs who are taking Medicare, Medicaid, and/or un/underinsured patients. There are a few resources in town and the wait times for those resources are very long.”

“We see a lot of people who use the emergency room as primary care. That's a common problem in Jefferson County. Sometimes it's several weeks before you can get into a PCP's office, so people use the ER or call 911 more than in the past.”

“When you have a 2-3 week wait time, the patient foregoes seeing the doc and they wind up getting hospitalized for something they could have had treated at a primary care facility.”

“I seek out one of the urgent care facilities when I'm sick because I know it's a shorter wait time and what my copay will be, so I very seldom use my PCP when I'm ill.”

“Residents impacted by a disaster are out of their home, so it exasperates the mental/physical impact on them. A lot of the time what they end up doing is using the doc in a box or the ED in Jefferson County.”

“Residents of Orange County use primary medical care in Jefferson County due to the lack of providers and hospital in our area.”

“We need to have more diversity in primary care providers. We have an emerging Spanish speaking population. They may understand English but they're more comfortable expressing themselves in Spanish. There's also a shortage of black female providers and more requests for black female providers.”

# Access to Dental Care

- **Issues/Themes:**

- Difficulty seeking dental care services for low income, un/underinsured, Medicaid and Medicare residents in both counties
- Low prioritization of oral health for low income population due to high cost of services
- Shortage of providers accepting all payer types
- Cost barrier to care resulting in delaying/foregoing care, inappropriate use of Emergency Room
- Perceived need for specialized dental services (EX: periodontists)
- Concern surrounding dental care needs of seniors, dementia patients and mental/behavioral health care patients

“There is a lack of accessible, affordable dental care.”

“In terms of people who are insured, there's access to dental care. There's a lot of dentists in the area if you have insurance.”

“In Orange County, if you have an individual who is needing dental care and they're uninsured or have Medicaid, they don't have the access they need for that dental health care and if your dental care is poor, that can reflect in your overall health.”

“I equate dental needs to poverty in many cases. Many who are impoverished see that need as not even secondary, but beyond secondary nature because there are so many other needs that should take precedence.”

“...the problem with dental care is that many people don't access services until they have a problem. If they're uninsured, it is expensive. The wait time is longer for them because they have to find a place that will accept what they can pay or how they can pay. For children it is not bad, but for adults, we see them accessing the ER for that immediate relief which is not the place for dental care or a tooth ache.”

“There aren't a lot of specialized dentists. Periodontists, we don't have any here. Whenever I was referred to one, they said they could see me in 3 months.”

“We have a number of seniors that could very much use some help with dental services. Medicare doesn't cover dental services and they don't have the funds to pay a dentist in the community.”

“Dental care for persons with dementia is very rare in terms of someone who understands the person and the limitations and barriers that can occur.”

“People that are suffering from substance use or mental health have a lot of serious dental issues that need to be addressed and I wish we had more programs for people that have gotten sober, recovered, and they're able to get a set of dentures. That makes a huge difference for someone's wellbeing.”



# Impact of COVID-19

- **Issues/Themes:**

- Appreciation for hospital and community’s quick response to COVID-19 virus, distribution of vaccinations, and communication of appropriate information
- Concern surrounding impact of the pandemic, including:
  - Vaccine administration
  - New virus strains
  - Long-term health effects of COVID-19 virus, vaccine and limited supply of associated specialists
  - Financial impact on health care systems
- Increasing rate of mental health concerns due to COVID-19, including youth substance abuse and elder isolation/fear

“Our community really got on COVID-19 as fast as we could and started offering the vaccinations and just being real compassionate. Everybody was just really compassionate and really forthcoming with information.”

“There's still a disconnect with COVID-19. We need more health promotion in both communities regarding vaccines.”

“We don’t know what's going to happen with people who have had COVID-19, and we don't have a lot of either one of those specialists in this town. It's going to have a lot of lasting effects, we just don’t know yet.”

“Our pandemic crisis, the development of new strains and how we care for people with it concerns me. The moment we become relaxed is the moment we'll see horrible outcomes.”

“The concern around the COVID-19 vaccine - what will this look like moving forward? Will it be available every year? What are the long term effects? The long term effects of vaccinations and availability is my biggest concern and think it'll be the biggest concern of a lot of people.”

“COVID is going to be an ongoing issue that’s going to be something we have to deal with from here on out. It's costing the health care systems astronomical amounts of money to keep up with everything, implementing all kinds of procedural changes, the type of equipment they have in place to make sure their staff are protected and patients are protected as well. It’s very expensive.”

“With COVID-19, people have been home with nothing to do and are so bored that they're turning to substances. Substance abuse seems to be everywhere in the schools, and now it seems to be in the middle schools.”

“...a lot of people felt scared to go out and that they might get sick with COVID-19. There was just a fear, for elderly specifically.”

# Populations Most at Risk

## Interviewees expressed concern surrounding health disparities disproportionately affecting specific populations, including:

- Teenagers/Adolescents
  - Increasing need for broad sex education
  - Need for mental health services
  - Healthy lifestyle education
  - Drug prevention and education
  - Rising sexually transmitted infections
- Elderly
  - Transportation barriers
  - Dementia, Alzheimer’s disease
  - Difficulty using telehealth services
- Low Income/Working Poor
  - Lack of access to affordable healthy diet options
  - Transportation barriers
  - Limited availability of affordable housing
- Racial/Ethnic
  - Dietary concerns across different cultures (Vietnamese, African American)
  - Lack of awareness of local resources
  - Limited bilingual services, particularly telehealth
- Orange County Residents
  - Lack of access to local health care, emergency services
  - Broadband connectivity
- Un/Underinsured
  - Delaying/foregoing care
  - Transportation barriers
  - Cost barriers to care, medications
  - Lack of access to all health care services (primary, specialty, dental, mental/behavioral)
- Homeless
  - Growing population
  - Limited number of shelters in the community
  - Mental health concerns
  - Fragmented continuum of care
- Veterans
  - Growing population
  - Lack of access to local hospital services
  - Mental health concerns
  - Transportation barriers
- HIV Patients
  - Transportation barriers
  - Limited access to local care for complex needs



# LOCAL COMMUNITY HEALTH REPORTS

# CHRISTUS Southeast Texas Health System – Beaumont

## *Community Health Needs Assessment – 2020 - 2022*

- CHRISTUS Health commissioned the Texas Health Institute to conduct and produce the 2020-2022 Community Health Needs Assessment for CHRISTUS Southeast Texas Health System - Beaumont.
- Report findings combine data from publicly available sources, internal hospital data, and input from those with close knowledge of the local public health and health care systems to present a comprehensive overview of unmet health needs in the region.

### **Methodology**

- THI staff conducted a literature review using previously published community health needs assessments and other local reports focused on the Southeast Texas region.
- Representatives from CHRISTUS Southeast Texas Health System (CSETHS) contributed contact information for 19 people who represent the broad interests of the report area and who possess knowledge about the region’s health-related challenges.
- Potential participants were identified by CSETHS leadership. To assist with recruitment the local CHRISTUS liaison recruited these stakeholders who represented diverse population groups, occupations, and healthcare or related service providers (e.g., clinics, community organizations and social service agencies). A total of 16 people participated in the focus group.

# CHRISTUS Southeast Texas Health System – Beaumont

## *Community Health Needs Assessment – 2020 - 2022*

---

### **Prioritization**

- Needs prioritization occurred in two phases. The first phase included a data-based prioritization from the THI team in advance of convening a needs prioritization committee comprised of local stakeholders. The second phase involved facilitating a community-driven process to validate phase 1 findings and further refine and prioritize health needs. To do this, THI designed a needs prioritization workshop and took place in January 2019.
- The voice of the community guided the needs assessment process throughout the life of the project, ensuring the data and analyses remained grounded in local context. Through an iterative process of community debriefing and refinement of findings, a final list of six prioritized health concerns was developed and is summarized below.
  1. Access to Mental and Behavioral Health
  2. Access to Primary Care
  3. Transportation
  4. Healthcare Disparities
  5. Food Insecurity
  6. Improved End-of-Life Resources and Supports



---

# **INPUT REGARDING THE HOSPITAL'S PREVIOUS CHNA**

# Consideration of Previous Input

- IRS Final Regulations require a hospital facility to consider written comments received on the hospital facility's most recently conducted CHNA and most recently adopted Implementation Strategy in the CHNA process.
- The hospital made every effort to solicit feedback from the community by providing a feedback mechanism on the hospital's website. However, at the time of this publication, written feedback has not been received on the hospital's most recently conducted CHNA and Implementation Strategy.
- To provide input on this CHNA please see details at the end of this report or respond directly to the hospital online at the site of this download.



# EVALUATION OF HOSPITAL'S IMPACT



# Evaluation of Hospital's Impact

---

- IRS Final Regulations require a hospital facility to conduct an evaluation of the impact of any actions that were taken, since the hospital facility finished conducting its immediately preceding CHNA, to address the significant health needs identified in the hospital's prior CHNA.
- This section includes activities completed based on the 2020 to 2022 Implementation Plan.

# Baptist Hospitals of Southeast Texas FY 2020 - FY 2022 Implementation Plan

A comprehensive, six-step community health needs assessment (“CHNA”) was conducted for Baptist Hospitals of Southeast Texas (BHSET) by Community Hospital Corporation (CHC). This CHNA utilizes relevant health data and stakeholder input to identify the significant community health needs in Jefferson and Orange Counties in Texas.

The CHNA Team, consisting of leadership from BHSET, met with staff from CHC on October 16, 2018 to review the research findings and prioritize the community health needs. Seven significant community health needs were identified by assessing the prevalence of the issues identified from the health data findings combined with the frequency and severity of mentions in community input.

The CHNA Team participated in a roundtable discussion to rank the community health needs based on three characteristics: size and prevalence of the issue, effectiveness of interventions and the hospital’s capacity to address the need.

The seven most significant needs, as ranked during the October 16th prioritization meeting, are listed below:

- 1.) Prevention, Education and Services to Address High Mortality Rates, Chronic Diseases, Preventable Conditions and Unhealthy Lifestyles
- 2.) Access to Affordable Care and Reducing Health Disparities Among Specific Populations
- 3.) Access to Mental and Behavioral Health Care Services and Providers
- 4.) Need for Increased Emphasis on Sex Education and Communicable Disease Prevention
- 5.) Access to Specialty Care Services and Providers
- 6.) Access to Affordable Dental Care Services and Providers
- 7.) Need for Improved Availability of Safe, Affordable Housing

Once this prioritization process was complete, the hospital leadership discussed the results and decided to address five of the prioritized needs in various capacities through hospital specific implementation plans. This implementation plan addresses the top five of the seven needs. “Access to Affordable Dental Care Services and Providers” and “Need for Improved Availability of Safe, Affordable Housing” are not addressed largely due to the fact that they are not core business functions of the hospital and the limited capacity of the hospital to address such needs.

BHSET leadership has developed the following implementation plan to identify specific activities and services which directly address the top five priorities. The objectives were identified by studying the prioritized health needs, within the context of the hospital’s overall strategic plan and the availability of finite resources. The plan includes a rationale for each priority, followed by objectives, specific implementation activities, responsible leaders, progress, and key results (as appropriate).

The BHSET Board reviewed and adopted the 2019 Community Health Needs Assessment and Implementation Plan on April 22, 2019.

# Priority #1: Prevention, Education and Services to Address High Mortality Rates, Chronic Diseases, Preventable Conditions and Unhealthy Lifestyles

**Rationale:**

Data suggests that higher rates of specific mortality causes and unhealthy behaviors warrants a need for increased preventive education and services to improve the health of the community. Heart disease and cancer are the two leading causes of death in Jefferson and Orange Counties. Jefferson and Orange Counties have higher mortality rates than Texas for the following causes of death: accidents (unintentional injuries); Alzheimer’s disease; cerebrovascular diseases; chronic liver disease and cirrhosis; chronic lower respiratory diseases; diseases of heart; intentional self-harm (suicide); malignant neoplasms; nephritis, nephrotic syndrome and nephrosis; colon and rectum cancer; and lung and bronchus cancer. In several of the listed death categories – including accidents (unintentional injuries), Alzheimer’s disease, cerebrovascular diseases, chronic liver disease and cirrhosis, chronic lower respiratory diseases, diseases of heart, intentional self-harm (suicide) and malignant neoplasms – Orange County ranked higher than Jefferson County with regards to age-adjusted mortality rates. Additionally, Jefferson County has a higher diabetes mellitus and prostate cancer mortality rate than the state, and Orange County has a higher septicemia mortality rate than the state.

Both Jefferson and Orange Counties have higher prevalence rates of chronic conditions such as diabetes, obesity and arthritis than the state. Both counties have higher percentages of residents participating in unhealthy lifestyle behaviors such as physical inactivity and smoking than the state, and also have lower rates of recreational facilities per 100,000 population than the state. With regards to maternal and child health, specifically, Jefferson and Orange Counties have higher low birth weight births, higher rates of mothers smoking during pregnancy, and higher teen (age 0-19 years) birth rates than the state.

Data suggests that Orange County residents are not appropriately seeking preventive care services, such as timely colonoscopy or sigmoidoscopies. Additionally, both counties have a lower rate of primary care providers per 100,000 persons as compared to the state, and Orange County has a lower rate of dentists per 100,000 than the state as well.

Several interviewees noted that there is a need for health education in the community regarding chronic conditions and unhealthy lifestyle behaviors, including obesity, diabetes, high blood pressure, physical inactivity, asthma, heart failure, and COPD. Several individuals specified that the Hispanic and African American populations may face higher rates of diabetes and heart disease. It was mentioned that there is an increasing number of fast food restaurants entering both counties, and a general lack of primary prevention tactics for chronic diseases. Interviewees also noted that low income populations may face cost barriers when accessing healthy lifestyle resources, and that the youth population may tend to overuse the ER due to lack of established relationships with local PCPs. One interviewee stated: “Teens are using the ER for care because they are somehow not able to establish themselves with primary care so we do have a problem with them not getting preventive counseling for diabetes, hypertension, and asthma because they’re not accessing care.”

Interviewees emphasized the need to educate the community on local resources available for their use. It was discussed that there are many resources and services in the community; however, there is a lot of confusion surrounding what resources are available and how to access those services. Additionally, many people mentioned that there is confusion on how to navigate the health care system in the area, and a specific limitation of programs in Orange County. One interviewee stated: “In Orange County, there are no programs out there to promote healthy lifestyles.”

**Objective:**

*Implement programs and provide educational opportunities that seek to address unhealthy lifestyles and behaviors in the community*

Implementation Activity	Responsible Leader(s)	FY 2020		FY 2021		FY 2022	
		Progress	Key Results (As Appropriate)	Progress	Key Results (As Appropriate)	Progress	Key Results (As Appropriate)

Implementation Activity	Responsible Leader(s)	FY 2020		FY 2021		FY 2022	
		Progress	Key Results (As Appropriate)	Progress	Key Results (As Appropriate)	Progress	Key Results (As Appropriate)
<p><b>1.A.</b> BHSET personnel will continue to provide health-related education and information sessions to organizations on an as needed basis and upon request.</p>	<p>Director of Marketing</p>	<p><b>ONGOING</b></p>	<p>Q1 - Beaumont Independent School District (BISD) Back to School Wellness Drive, Rotary Club presentation on teen suicide in Southeast Texas, Facebook Live presentation to the community on the challenges of being a teenager, OCAW presentation on fall prevention  Q2 - held Tetnis and Flu clinics at Regina-Howell, All Saints, Channel 6 and 12, and St. Francis Catholic Church  Q3 - Hamshire-Fannett, Legacy High School and Vista College health care tours; Dr. Gillespie presented to Hamshire-Fannett on teen suicide  Q4 - nothing to report due to COVID-19</p>	<p><b>ONGOING</b></p>	<p>Q1 - COVID-19 Fatigue presentations with students and staff at Hamshire-Fannett, BISD via zoom; Dr. Weber PSA on safe trick-or-treating during COVID-19; flu clinics at Howell Elementary, All Saints, Channel 6 and 12, and St. Francis Catholic Church  Q2 - COVID-19 Depression Zoom call presented by BHSET Behavioral Health staff with local media  Q3 - conducted Zoom calls on depression, sexual abuse and suicide to the Mental Health Task Force  Q4 - hosted virtual "Health is Skin Deep" seminar with Dr. Osman around vaccine hesitancy for people of color; held a UTMB panel discussion around routine screenings to end the HIV epidemic</p>	<p><b>ONGOING</b></p>	<p>Q1 - Dr. Ordonez hosted a bariatric seminar on the link between obesity and COVID-19; created a virtual town hall educational video for local industries; 3 physician speakers on the COVID-19 vaccine, new medication treatments and vaccine hesitancy  Q2 - Grand Rounds Presentation for End of Life Care with Dr. Kumar with 22 participants; Grand Rounds Presentation for Radiology Exam Appropriateness with 49 participants  Q3 - Grand Rounds Presentation on Sepsis with Philip Parcon with 32 participants</p>

Implementation Activity	Responsible Leader(s)	FY 2020		FY 2021		FY 2022	
		Progress	Key Results (As Appropriate)	Progress	Key Results (As Appropriate)	Progress	Key Results (As Appropriate)
<p><b>1.B.</b> BHSET will continue to reach out to the community by offering numerous classes, speakers and other informative activities. Hospital personnel are made available as speakers for civic groups, industrial partners, media appearance and health fairs to address health topics of particular concern to the public.</p>	Director of Marketing	ONGOING	<p>Q1 - BISD Back to School Wellness Drive, Rotary Club presentation on teen suicide in Southeast Texas, Facebook Live presentation to the community on the challenges of being a teenager, OCAW presentation on fall prevention, BISD vaping presentation (2x)</p> <p>Q2 - Provided significant school counseling to school districts affected by tropical storm Imelda</p> <p>Q3 - Sally from the behavioral health department presented on vaping and teen suicide at the Mental Health Association symposium</p> <p>Q4 - Virtual presentations on signs/symptoms of depression, abuse, stress in children and virtual presentations on child abuse education</p>	ONGOING	<p>Q1 - COVID-19 Fatigue presentations with students and staff at Hamshire-Fannett, BISD via zoom; Dr. Weber PSA on safe trick-or-treating during COVID-19; flu clinics at Howell Elementary, All Saints, Channel 6 and 12, and St. Francis Catholic Church</p> <p>Q2 - joint PSA with other two hospitals in Beaumont regarding safety for holiday gatherings; allowed for Exxon Mobile to come on-site and do a safety video for staff education</p> <p>Q3 - joint PSA with the other two hospitals in the community encouraging the second vaccine</p> <p>Q4 - joint PSA with the other two hospitals in the community encouraging the second vaccine</p>	ONGOING	<p>Q1 - State of the Union press release about unification and encouraging vaccines with the three hospitals; press conference to announce a community infusion center</p> <p>Q2 - Suicide prevention event at convention center (20 participants), Cordella Lyon conducted a Zoom meeting in partnership with UTMB called HIV Routine Screening at ERs; publication titled Routine Opt Out Screening Is Key to Understanding and Identifying HIV/HCV Incidence in the Journal of Healthcare Science and The Humanities</p> <p>Q3 - Dr. Deal presented on dealing with stress and anxiety to 29 superintendents, Dr. Jose led a healthcare panel for women at Lamar University with 13 participants, hosted the Alzheimer's Association community forum with 35 participants</p>

Implementation Activity	Responsible Leader(s)	FY 2020		FY 2021		FY 2022	
		Progress	Key Results (As Appropriate)	Progress	Key Results (As Appropriate)	Progress	Key Results (As Appropriate)
<p><b>1.C.</b> BHSET will continue to host quarterly community seminars on topics such as bariatrics, as well as increase awareness of these service offerings through social media outlets.</p>	Director of Marketing	ONGOING	<p>Q1 - Seminar on the importance of Hepatitis C testing</p> <p>Q2 - Community event for premature baby awareness in November; offered World Mental Health Day event to the community in December</p> <p>Q3 - Seminar on bariatrics, seminar on migraines</p> <p>Q4 - nothing to report due to COVID-19</p>	ONGOING	<p>Q1 - nothing to report due to COVID-19</p> <p>Q2 - nothing to report due to COVID-19</p> <p>Q3 - nothing to report due to COVID</p> <p>Q4 - presentation with Texas Collaborative for HIV Education on the role of nurses, navigators and social workers</p>	ONGOING	<p>Q1 - Dr. Ordonez hosted a bariatric seminar on the link between obesity and COVID-19</p> <p>Q2 - Dr. Deal presented on residency program and flu, 22 participants total</p> <p>Q3 - Garrett Craver presented on the benefit of our new sensory room for adolescent patients, 25 participants total</p>
<p><b>1.D.</b> BHSET will continue to offer education on a variety of topics through Healthy Focus, a weekly TV station segment, such as cancer care from a BBH radiation oncologist.</p>	Director of Marketing	ONGOING	<p>Q1 - ongoing, continues on Channel 6 weekly</p> <p>Q2 - ongoing, continues on Channel 6 weekly</p> <p>Q3 - ongoing, continues on Channel 6 weekly</p> <p>Q4 - ongoing, continues on Channel 6 weekly</p>	ONGOING	<p>Q1 - ongoing, continues on Channel 6 weekly</p> <p>Q2 - ongoing, continues on Channel 6 weekly</p> <p>Q3 - ongoing, continues on Channel 6 weekly</p> <p>Q4 - ongoing, continues on Channel 6 weekly</p>	ONGOING	<p>Q1 - stopped Healthy Focus, but providing Cancer Commercial focused on lung cancer screenings instead</p> <p>Q2 - increased frequency of bariatric commercial on weight loss</p> <p>Q3 - ongoing bariatric education on our TV commercials</p>
<p><b>1.E.</b> BHSET provides support groups to encourage follow-up and continued education for patients during and after an illness. BHSET initiates support groups for patients and family members based on demand for the programs. Some of the groups currently meeting include: Stroke Wise Support Group, Bariatrics, Sacred Circle for cancer survivors, Cancer Support Group, Journaling to Health, and Diabetes Education.</p>	Director of Marketing	ONGOING	<p>Q1 - all support groups ongoing</p> <p>Q2 - all support groups ongoing</p> <p>Q3 - all support groups ongoing</p> <p>Q4 - all support groups on hold due to COVID-19</p>	ONGOING	<p>Q1 - all support groups on hold due to COVID-19</p> <p>Q2 - all support groups on hold due to COVID-19; bariatric support group started doing a Zoom support group</p> <p>Q3 - bariatric support group meets via Zoom</p> <p>Q4 - bariatric support group meets in person</p>	ONGOING	<p>Q1 - bariatric support group meets in person</p> <p>Q2 - bariatric support group meets in person, 33 participants total (for 3 meetings)</p> <p>Q3 - bariatric support group meets in person monthly</p>

Implementation Activity	Responsible Leader(s)	FY 2020		FY 2021		FY 2022	
		Progress	Key Results (As Appropriate)	Progress	Key Results (As Appropriate)	Progress	Key Results (As Appropriate)
<p><b>1.F.</b> BHSET partners with community organizations to host a variety of free health screenings which can include blood pressure, weight, glucose, pulmonary function, diabetes and heart disease on an as needed basis.</p>	Director of Marketing	ONGOING	<p>Q1 - offered prostate screenings            Q2 - offered screenings during World Mental Health Day in December, Exxon Mobile Family Day, and Flu and Tetnis clinics at institutions listed in 1.A.            Q3 - community health fair in the lobby; Senior Rally with 500 in attendance            Q4 - nothing to report due to COVID-19</p>	ONGOING	<p>Q1 - flu clinics at Howell Elementary, All Saints, Channel 6 and 12, and St. Francis Catholic Church            Q2 - nothing to report due to COVID-19            Q3 - nothing to report due to COVID-19            Q4 - nothing to report due to schools being out of session</p>	ONGOING	<p>Q1 - nothing to report            Q2 - Flu clinic for board; 150 COVID temperature screenings at community event; 2 blood drive events, 34 total units collected            Q3 - 1 blood drive event, 24 total units collected</p>
<p><b>1.G.</b> BHSET will continue to coordinate events during designated months, such as stroke awareness in May, prostate cancer in September, breast cancer awareness in October, and lung cancer awareness in November that may include the provision of low cost or free related screening services.</p>	Director of Marketing	ONGOING	<p>Q1 - hosted HIV Awareness Month in July in local Walgreens            Q2 - breast cancer awareness events            Q3 - teen suicide month; caregiver month            Q4 - nothing to report due to COVID-19</p>	ONGOING	<p>Q1 - breast cancer awareness event, including social media campaigns (Facebook, Twitter) and Sock-It-To-Breast-Cancer campaign that gave all employees and patients a pair of socks            Q2 - Sepsis awareness event            Q3 - conducted a Facebook Live presentation on "Don't Miss Your Treatment" (mammograms, HepC, HIV treatments)            Q4 - nothing to report, did not host any events in the lobby because of COVID-19</p>	ONGOING	<p>Q1 - nothing to report, did not host any events in the lobby because of COVID-19            Q2 - social media posts in October for breast cancer, giveaways with mammograms; lung cancer awareness commercial in November, promotion about low cost screenings in community            Q3 - nothing to report this quarter</p>

Implementation Activity	Responsible Leader(s)	FY 2020		FY 2021		FY 2022	
		Progress	Key Results (As Appropriate)	Progress	Key Results (As Appropriate)	Progress	Key Results (As Appropriate)
<p><b>1.H.</b> BHSET will continue to host educational wellness programs with partners in education at respective school campuses on a variety of topics. The programs are provided to both school staff as well as students.</p>	Director of Marketing	ONGOING	<p>Q1 - BISD Back to School Wellness Drive, BISD vaping presentation (2x)            Q2 - Grief counseling and vaping education at local schools            Q3 - COVID-19 hygiene for the nursing home; teen suicide education for Beaumont Independent School District            Q4 - no educational programs provided due to schools closing in March 2020</p>	ONGOING	<p>Q1 - COVID-19 Fatigue presentations with students and staff at Hamshire-Fannett, BISD via Zoom            Q2 - no educational programs provided due to schools being closed/doing virtual learning            Q3 - conducted a Zoom call with Partners in Education on relaxation for teachers during student testing            Q4 - nothing to report due to schools being out of session</p>	ONGOING	<p>Q1 - nothing to report due to COVID-19            Q2 - nothing to report due to COVID-19            Q3 - tobacco outreach at Martin Elementary with 65 students attending</p>
<p><b>1.I.</b> BHSET will continue to offer Health and Occupational Safety Association (HOSA) program courses for local high schools to come and volunteer 4 hrs/week to learn about the nursing field.</p>	Director of Marketing	ONGOING	<p>Q1 - sponsored School Summer Break Seminar to teach on different activities (i.e., how to do an IV)            Q2 - continue to offer HOSA program courses for Lumberton, Nederland and (pending) Hamshire-Fannett            Q3 - Hamshire-Fannett is starting their HOSA program potentially in September            Q4 - Hamshire-Fannett still on track to start HOSA program potentially in September/October; provided them with all necessary supplies</p>	ONGOING	<p>Q4 - Hamshire-Fannett still on track to start HOSA program but students are doing virtual learning currently due to COVID-19            Q2 - no volunteers from schools at this time but will be able to start back up in Q3            Q3 - 4 presentations to Hamshire-Fannett students in March            Q4 - met with Hamshire-Fannett to make arrangements for extra supplies needed for their HOSA program (working on scheduling and decommissioning a bed)</p>	ONGOING	<p>Q1 - nothing to report, HOSA programs on hold until the spring            Q2 - Health safety disease and health safety programs            Q3 - educated 88 HOSA students on careers in healthcare</p>



Implementation Activity	Responsible Leader(s)	FY 2020		FY 2021		FY 2022	
		Progress	Key Results (As Appropriate)	Progress	Key Results (As Appropriate)	Progress	Key Results (As Appropriate)
<b>1.J.</b> BHSET will continue to partner with EMS to promote better health in the community, including quarterly lunch and learns surrounding trauma and emergency education.	Director of Emergency Services, Vice President of Business Development	ONGOING	Q1 - ongoing; meeting quarterly Q2 - ongoing; meeting quarterly Q3 - ongoing; meeting quarterly Q4 - have not met this quarter	ONGOING	Q1 - meeting via Zoom with EMS on COVID-19 protocol Q2 - meeting via Zoom with EMS on COVID-19 protocol and the Mobile Medical Unit logistics Q3 - meeting via Zoom with all of EMS on where to park, etc. now that the Mobile Medical Unit is gone Q4 - celebrated National EMS Week with food/door prizes in early June	ONGOING	Q1 - Special meeting with EMS for the MMU they had that during COVID, rerouting minor patients up to the second floor. Q2 - Quarterly meeting topics were Severe Hypertension in Pregnancy and Post Partum, Code Stark and Code Purple Q3 - Quarterly meeting topic was NICU Designation Level 3 with 15 participants
<b>1.K.</b> In conjunction with Acadian Emergency Services, BHSET will lead a recently-developed local Emergency Medicine Council to improve emergency medicine services for the community. Meetings are held periodically to collaborate and address issues in accessing emergency care within the community.	Director of Trauma Services	ONGOING	Q1 - ongoing; meeting quarterly Q2 - ongoing; meeting quarterly Q3 - ongoing; meeting quarterly, transfer agreements in place with Women and Children's Hospital with a new air service Q4 - ongoing; meeting quarterly, had zoom meeting in Q4 to discuss how to handle bringing in a COVID-19 patient	ONGOING	Q1 - ongoing; meeting quarterly, had zoom meeting in Q4 to discuss how to handle bringing in a COVID-19 patient Q2 - ongoing; meeting quarterly, discussed how to handle bringing in a COVID-19 patient and Mobile Medical Unit logistics Q3 - meeting via Zoom with all of EMS on where to park, etc. now that the Mobile Medical Unit (MMU) is gone Q4 - meeting via Zoom to reestablish protocols for disbanding the MMU	ONGOING	Q1 - meeting with EMS to discuss updated visitation guidelines and restructuring the Mobile Medical Unit Q2 - no meeting due to COVID-19 Q3 - no meeting for this quarter
<b>1.L.</b> BHSET provides regular Tobacco Awareness programs in the hospital, at employer locations and at community events to outline the risks of smoking and tobacco use, including lung cancer and other pulmonary diseases upon request.	Director of Cancer Services	ONGOING	Q1 - provided tobacco awareness education at BISD Wellness Events Q2 - provided tobacco awareness at Exxon Mobile Family Day and Valero Family Day Q3 - N/A Q4 - N/A	ONGOING	Q1 - nothing to report due to COVID-19 Q2 - nothing to report due to COVID-19 Q3 - nothing to report due to COVID-19 Q4 - nothing to report due to COVID-19	ONGOING	Q1 - nothing to report due to COVID-19 Q2 - nothing to report due to COVID-19 Q3 - tobacco outreach at Martin Elementary with 65 students attending

Implementation Activity	Responsible Leader(s)	FY 2020		FY 2021		FY 2022	
		Progress	Key Results (As Appropriate)	Progress	Key Results (As Appropriate)	Progress	Key Results (As Appropriate)
<p><b>1.M.</b> BHSET will continue to engage in a variety of employee wellness initiatives, including: promoting employee and family wellness via Asset Health and the Hospital Wellness Committee; offering need specific special programs; CHIP (Coronary Health Improvement Plan); smoking cessation; weight management; collaborating with hospital cafeteria providers to highlight healthy food options; promoting fitness opportunities and exercise classes on campus, as well as discounted gym membership offerings; charitable fitness events; and providing mental health education through the Employee Assistance Program via Beacon Health Options.</p>	Director of Human Resources	ONGOING	<p>Q1 - hosted Employee Wellness Days with various health screenings, started Weight Watchers program for employees</p> <p>Q2 - employee participation in World Mental Health Day in December, flu shot clinics offered for employees, and Weight Watchers program ongoing</p> <p>Q3 - employee satisfaction survey; weightwatchers program for employees</p> <p>Q4 - Weight Watchers program is ongoing; step challenge offered for employees</p>	ONGOING	<p>Q1 - nothing to report due to COVID-19</p> <p>Q2 - nothing to report due to COVID-19</p> <p>Q3 - nothing to report due to COVID-19</p> <p>Q4 - Employee Wellness event with biometric screenings is ongoing for benefit enrollment</p>	ONGOING	<p>Q1 - Hydration challenge with staff as well as other wellness programs</p> <p>Q2 - offered COVID vaccinations</p> <p>Q3 - HR started the Real Appeal online weight loss program which is free for employees through UMR; Retrain Your Brain 4 Week Challenge - How to Manage Stress and Maintain Healthy Relationships</p>
<p><b>1.N.</b> BHSET offers low pricing for imaging and lab services for employees, and has contracted with Emergency Room physicians to lower pricing on services for employees as well.</p>	Director of Business Services	ONGOING	<p>Q1 - ongoing services provided to employees at discounted rates</p> <p>Q2 - ongoing services provided to employees at discounted rates</p> <p>Q3 - ongoing services provided to employees at discounted rates; working to get urgent cares in-network for employees</p> <p>Q4 - ongoing services provided to employees at discounted rates; succeeded in getting urgent cares in-network for employees</p>	ONGOING	<p>Q1 - ongoing services provided to employees at discounted rates; succeeded in getting urgent cares in-network for employees</p> <p>Q2 - ongoing services provided to employees at discounted rates; succeeded in getting urgent cares in-network for employees</p> <p>Q3 - ongoing services provided to employees at discounted rates; succeeded in getting urgent cares in-network for employees</p> <p>Q4 - ongoing services provided to employees at discounted rates; succeeded in getting urgent cares in-network for employees</p>	ONGOING	<p>Q1 - ongoing services provided to employees at discounted rates; succeeded in getting urgent cares in-network for employees</p> <p>Q2 - ongoing services provided to employees at discounted rates; succeeded in getting urgent cares in-network for employees</p> <p>Q3 - ongoing services provided to employees at discounted rates; succeeded in getting urgent cares in-network for employees</p>

Implementation Activity	Responsible Leader(s)	FY 2020		FY 2021		FY 2022	
		Progress	Key Results (As Appropriate)	Progress	Key Results (As Appropriate)	Progress	Key Results (As Appropriate)
<b>1.O.</b> BHSET will continue to host outside professionals to provide education on cancer-related medical research and therapy alternatives to medical staff.	Director of Marketing	ONGOING	Q1 - Grand Rounds Lecture Series continues for physicians Q2 - hosted one Grand Rounds Lecture in November, meetings are held quarterly Q3 - Grand Rounds with palliative care Q4 - Grand Rounds hosted before COVID-19 shut down	ONGOING	Q1 - Grand Rounds on hold due to COVID-19 Q2 - Grand Rounds on hold due to COVID-19 Q3 - Grand Rounds on hold due to COVID-19, hoping to get them started in May 2021 Q4 - Grand Rounds reinstated in May 2021	ONGOING	Q1 - Grand Rounds hosted by Pharmacy resident on the topic 'An Update for Gonococcal Infections' Q2 - Grand Rounds Presentation for End of Life Care with Dr. Kumar with 22 participants; Grand Rounds Presentation for Radiology Exam Appropriateness with 49 participants Q3 - Grand Rounds Presentation on Electrolytes with Dr. Reggie John with 42 participants
<b>1.P.</b> BHSET will strive to maintain designation as a Texas Ten Step Facility by the Department of State Health Services and the Texas Hospital Association.	Director of Women's Services	ONGOING	Q1 - successfully redesignated as a Texas Ten Step Facility in August 2019; designation through 2021 Q2 - ongoing designation through 2021 Q3 - ongoing designation through 2021 Q4 - ongoing designation through 2021	ONGOING	Q1 - ongoing designation through 2021 Q2 - ongoing designation through 2021 Q3 - ongoing designation through 2021 Q4 - successfully redesignated as a Texas Ten Step Facility through 2023	ONGOING	Q1 - ongoing designation through 2023 Q2 - ongoing designation through 2023 Q3 - ongoing designation through 2023 Q4 - Mamava breastfeeding pod is fully implemented
<b>1.Q.</b> BHSET will strive to maintain certification for a hearing program for infants.	Director of Women's Services	ONGOING	Q1 - ongoing certification Q2 - ongoing certification Q3 - ongoing certification Q4 - ongoing certification; received grant funding for additional equipment	ONGOING	Q1 - ongoing certification; received another grant for 2 more screeners Q2 - ongoing certification Q3 - ongoing certification Q4 - ongoing certification	ONGOING	Q1 - ongoing certification Q2 - ongoing certification, purchased a new newborn hearing screening tool Q3 - ongoing certification

Implementation Activity	Responsible Leader(s)	FY 2020		FY 2021		FY 2022	
		Progress	Key Results (As Appropriate)	Progress	Key Results (As Appropriate)	Progress	Key Results (As Appropriate)
<p><b>1.R.</b> BHSET will continue to evaluate the opportunity to establish a Breast Milk Depot. This program involves healthy, lactating women to donate their extra breast milk to preterm and ill infants in need when a mother cannot provide her own breast milk. Partnering with the Breast Milk Bank of Austin, potential donors are evaluated and screened. Once approved, they will be allowed to donate breast milk on site at Baptist Beaumont Hospital and the breast milk will be sent to Austin to be used by all Texas hospitals.</p>	Director of Women's Services	ONGOING	<p>Q1 - partnered with Best Fed Beginnings to provide Breast Milk Depot services</p> <p>Q2 - ongoing partnership with Best Fed Beginnings</p> <p>Q3 - ongoing partnership with Best Fed Beginnings</p> <p>Q4 - ongoing partnership with Best Fed Beginnings</p>	ONGOING	<p>Q1 - ongoing partnership with Best Fed Beginnings</p> <p>Q2 - ongoing partnership with Best Fed Beginnings</p> <p>Q3 - ongoing partnership with Best Fed Beginnings</p> <p>Q4 - ongoing partnership with Best Fed Beginnings</p>	ONGOING	<p>Q1 - ongoing partnership with Best Fed Beginnings</p> <p>Q2 - ongoing partnership with Best Fed Beginnings</p> <p>Q3 - ongoing partnership with Best Fed Beginnings</p>
<p><b>1.S.</b> Through grant funding, BHSET will continue to provide retinol scans for infants born under 34 weeks.</p>	Director of Women's Services	ONGOING	<p>Q1 - ongoing services</p> <p>Q2 - ongoing services; got grant funding to buy new camera</p> <p>Q3 - ongoing services; purchased new camera</p> <p>Q4 - ongoing services</p>	ONGOING	<p>Q1 - ongoing services; received grant funding from Argent for new camera</p> <p>Q2 - ongoing services</p> <p>Q3 - ongoing services</p> <p>Q4 - ongoing services</p>	ONGOING	<p>Q1 - ongoing services; foundation received a new piece of equipment</p> <p>Q2 - ongoing services</p> <p>Q3 - ongoing services</p>
<p><b>1.T.</b> BHSET will continue to partner with the Congregational Health Ministry (Parish Nursing) to provide a Faith Community Nursing program designed to promote the ministry of the nurse in local congregations, training and certifying nurses to become Faith Community Nurses (FCN). This program provides unreimbursed services and training to educate faith-based nurses to function in their respective congregations and assist them with the implementation of their congregational programming. BHSET, Faith Community Nurses, partnering with Congregational Health Ministry, will work together with other health professionals to provide assessment through screening and consultations (i.e., health education as appropriate for identified needs, referral for care and follow-up, coordination of health ministries' activities).</p>	Director of Chaplain Services	ONGOING	<p>Q1 - graduated 5 Faith Community Nurses, new class began in August</p> <p>Q2 - current class ongoing; new class won't begin until August 2020</p> <p>Q3 - current class ongoing; new class won't begin until August 2020</p> <p>Q4 - current class ongoing; new class will begin August 2020</p>	ONGOING	<p>Q1 - program did not hold a class in August 2020 due to COVID-19</p> <p>Q2 - program did not hold a class due to COVID-19 but vaccinated 35 parish nurses</p> <p>Q3 - conference via zoom on navigating your volunteer work in February; conference via zoom on navigating through the pandemic in March</p> <p>Q4 - process has begun for new class, hoping to have one in August</p>	ONGOING	<p>Q1 - nurses going into churches and educating on the importance of vaccinations and using the infusion center; also provided virtual continuing education for nurses (3 seminars, 4.5 CNE, 90 participants)</p> <p>Q2 - Zoom presentation on The Many Faces of Breast Cancer, presentation posted to our website</p> <p>Q3 - quarterly meeting for Congregational Health Ministry with 70 participants; hosted state wide workshop with 80 participants; added 6 new nurse consults and 7 new church consults</p>

Implementation Activity	Responsible Leader(s)	FY 2020		FY 2021		FY 2022	
		Progress	Key Results (As Appropriate)	Progress	Key Results (As Appropriate)	Progress	Key Results (As Appropriate)
<p><b>1.U.</b> BHSET will continue to participate in the annual Beaumont Senior Rally to provide pharmaceutical consulting, glucose screenings, lung screenings, pulmonary function tests, fall prevention strategies, stroke assessments, PVD screenings, cancer screenings, mental health screenings, and headache questionnaires/screenings.</p>	Director of Marketing	ONGOING	<p>Q1 - Senior Rally has been discontinued and is being renamed/revamped to the "Women's Conference" - education provided includes mammograms bariatric surgery, procedures for those who have issue with circulation in their lower extremities</p> <p>Q2 - ongoing participation in "Women's Conference" event</p> <p>Q3 - Senior Rally with 500 in attendance</p> <p>Q4 - Women's Conference event planned for October 2020</p>	ONGOING	<p>Q1 - Women's Conference event planned for October 2020</p> <p>Q2 - Women's Conference event being rescheduled</p> <p>Q3 - Women's Conference event rescheduled for October 2021 (in person)</p> <p>Q4 - BHSET will be a corporate sponsor for Women's Conference event in October 2021, BHSET sitting on planning committee and behavioral health will be presenting there</p>	ONGOING	<p>Q1 - cancelled due to COVID-19</p> <p>Q2 - BHSET will be lead corporate sponsor for Women's Conference event in October 2022</p> <p>Q3 - nothing to report this quarter; BHSET will be lead corporate sponsor for Women's Conference event in October 2022</p>
<p><b>1.V.</b> BHSET will continue its partnership with local private and public schools to provide health screenings to faculty members. Screenings are free and include height, weight, blood pressure, BMI, cholesterol, and glucose measurements.</p>	Director of Marketing	ONGOING	<p>Q1 - BISD Wellness Events</p> <p>Q2 - offered Tetnis and Flu shot clinics at institutions listed in 1.A.; also offered Tetnis and whooping cough vaccinations to All Saints; continue to host BISD wellness team onsite every month</p> <p>Q3 - COVID-19 education to All Saints, Hamshire-Fannett</p> <p>Q4 - N/A; schools closed in Q4</p>	ONGOING	<p>Q1 - flu clinics at Howell Elementary, All Saints, Channel 6 and 12, and St. Francis Catholic Church; sponsored Fun Run for Hamshire-Fannett</p> <p>Q2 - nothing to report due to COVID-19 and schools being closed/virtual</p> <p>Q3 - nothing to report due to COVID-19</p> <p>Q4 - nothing to report due to COVID-19</p>	ONGOING	<p>Q1 - nothing to report</p> <p>Q2 - nothing to report</p> <p>Q3 - nothing to report</p>

Implementation Activity	Responsible Leader(s)	FY 2020		FY 2021		FY 2022	
		Progress	Key Results (As Appropriate)	Progress	Key Results (As Appropriate)	Progress	Key Results (As Appropriate)
<p><b>1.W.</b> BHSET will continue to provide free immunizations to local private and public school faculty members, including influenza, shingles, pertussis and pneumonia vaccinations, as well as TB skin tests.</p>	Director of Marketing	ONGOING	<p>Q1 - ongoing services  Q2 - ongoing services  Q3 - N/A  Q4 - N/A; schools closed in Q4</p>	ONGOING	<p>Q1 - flu clinics at Howell Elementary, All Saints, Channel 6 and 12, and St. Francis Catholic Church; flu shots and shingles shots for Board of Directors  Q2 - nothing to report due to COVID-19 and schools being closed/virtual  Q3 - provided COVID vaccines for the community, vaccinated 2,000 people  Q4 - provided COVID vaccine clinic for school partners/community (appointment only) for 2,000+ people</p>	ONGOING	<p>Q1 - nothing to report  Q2 - Flu clinic at All Saints  Q3 - nothing to report</p>
<p><b>1.X.</b> BHSET will continue to follow up with higher risk patients (i.e., stroke, CHF, joint replacement patients) in order to provide high quality, follow up care with guidance if necessary.</p>	Director of Advanced Practice Nursing Services	ONGOING	<p>Q1 - grant funding continues, ongoing services  Q2 - grant funding continues, ongoing services  Q3 - grant funding continues, ongoing services  Q4 - grant funding continues, ongoing services</p>	ONGOING	<p>Q1 - grant funding continues, ongoing services  Q2 - grant funding continues, ongoing services  Q3 - vaccines through SmartHealth  Q4 - COVID vaccine clinics have been moved to SmartHealth Clinic (and still offering them to clinic patients and new BHSET staff)</p>	ONGOING	<p>Q1 - SmartHealth Clinic provided COVID-19 vaccines for patients and employees  Q2 - SmartHealth Clinic services ongoing  Q3 - SmartHealth Clinic services ongoing</p>
<p><b>1.Y.</b> BHSET will continue to participate in the Community Nursing Home Consortium, which includes all local nursing homes, Skilled Nursing Facilities, and Home Health Care Agencies, to meet on a quarterly basis and comprehensively discuss and address any emerging issues in the area and how to address such issues to improve quality and efficiency of care for patients needing home health, nursing home and palliative care. Bi-annual educational programs are offered.</p>	Director of Care Management	ONGOING	<p>Q1 - ongoing; meeting quarterly  Q2 - ongoing; meeting quarterly  Q3 - ongoing; meeting quarterly; COVID-19 education  Q4 - ongoing; meeting quarterly; COVID-19 education on how to appropriately isolate infected patients</p>	ONGOING	<p>Q1 - ongoing; meeting quarterly; COVID-19 education on how to appropriately isolate infected patients  Q2 - ongoing; meeting quarterly; COVID-19 education on how to appropriately isolate infected patients  Q3 - meeting via zoom on COVID-19 in the nursing home  Q4 - meeting via zoom on COVID-19 in the nursing home</p>	ONGOING	<p>Q1 - meeting via zoom on infusion therapy and education on vaccines for the residents  Q2 - nothing to report, no meeting  Q3 - meeting held with 13 participants and topics included: direct admits, PICC lines and introducing Garrett Craver as the new Director of Behavioral Health</p>

Implementation Activity	Responsible Leader(s)	FY 2020		FY 2021		FY 2022	
		Progress	Key Results (As Appropriate)	Progress	Key Results (As Appropriate)	Progress	Key Results (As Appropriate)
<b>1.Z.</b> BHSET personnel serve in leadership roles and as volunteers with many agencies and committees in the community.	Director of Marketing	ONGOING	Q1 - ongoing Q2 - ongoing Q3 - ongoing Q4 - ongoing	ONGOING	Q1 - ongoing Q2 - ongoing Q3 - ongoing Q4 - ongoing	ONGOING	Q1 - ongoing Q2 - ongoing Q3 - ongoing
<b>1.AA.</b> BHSET will continue to serve as the emergency medical services provider for the annual marathon. Employees volunteer their time for this event.	Director of Marketing	ONGOING	Q1 - Marathon has been cancelled, supplies planned for marathon use to be redistributed in Q2 Q2 - due to Marathon cancellation, supplies planned for marathon were donated to Hamshire-Fannett to restock their nursing stations that had been damaged due to flooding Q3 - sponsored Nederland Project Graduation for their 5k educational run Q4 - scheduled to be corporate sponsor for educational runs, but events were cancelled due to COVID-19	DISCONTINUED	DISCONTINUED	DISCONTINUED	DISCONTINUED
<b>1.AB.</b> BHSET will continue to provide a Patient Portal (YourCareCommunity.com) to increase quick access to patient medical records and billing. Patients are able to access the Patient Portal through the mobile phone application.	Director of Information Technology	ONGOING	Q1 - ongoing Q2 - ongoing Q3 - ongoing Q4 - ongoing	ONGOING	Q1 - ongoing Q2 - ongoing Q3 - ongoing Q4 - ongoing	ONGOING	Q1 - ongoing Q2 - ongoing Q3 - ongoing
<b>1.AC.</b> Through the partnership with the Congregational Health Ministry, BBH chaplains have created the Minister Alliance and provide monthly lunch and learn events to local ministers to discuss health-related projects and sacred work.	Director of Chaplain Services	ONGOING	Q1 - ongoing Q2 - ongoing Q3 - ongoing Q4 - on hold due to COVID-19	ONGOING	Q1 - ongoing via Zoom meetings Q2 - ongoing via Zoom meetings Q3 - ongoing via Zoom meetings Q4 - ongoing via Zoom meetings	ONGOING	Q1 - ongoing via Zoom meetings Q2 - nothing to report Q3 - Pastoral Round Table

## Priority #2: Access to Affordable Care and Reducing Health Disparities Among Specific Populations

### Rationale:

Data suggests that some residents in the study area face significant cost barriers when accessing the health care system. Jefferson and Orange Counties have higher unemployment rates than the state, as well as lower educational attainment rates than the state. In addition, Jefferson County has a lower high school graduation rate than the state.

Jefferson County also has a higher percentage of families and children living below poverty than the state, as well as a higher percentage of public school students eligible for free or reduced price lunch.

Jefferson County has a higher rate of those adults (age 18-64) who are uninsured as compared to the state, and both counties have a higher percentage of residents that experienced a medical cost barrier to care within the past 12 months than the state. Additionally, Jefferson and Orange Counties are designated as Health Professional Shortage Areas and Medically Underserved Areas, as defined by the U.S. Department of Health and Human Services Health Resources and Services Administration (HRSA).

Interviewees discussed affordability and cost barriers as concerns that disproportionately affect the low income, un/underinsured, working poor and elderly populations. Many people pointed out the limited options for low income, Medicaid, and un/underinsured patients in Jefferson and Orange Counties, as well as higher rates of un/underinsured residents within the low income, male, and hurricane victim populations. It was also mentioned that those residents facing financial strains, particularly hurricane victims and un/underinsured residents, may delay or forego care due to such cost barriers. One interviewee specifically stated: "For low income, Medicaid, and uninsured patients, access continues to be a significant problem."

It was noted several times that there are limited affordable preventive care options in the community, which leads to poor management of chronic conditions and un/underinsured families raising their children to inappropriately use the Emergency Room for conditions that could have been appropriately handled in a primary care setting. One interviewee stated: "If people grow up in the environment of seeking care at an ER rather than a PCP, they go to the ER for a head cold."

It was mentioned that un/underinsured Orange County residents, specifically, are disproportionately challenged by a lack of local health care services due to the closing of the hospital. One interviewee specifically stated: "[In Orange County], whether you have insurance or not, the number of physicians is certainly more of a trouble. Jefferson County is relegated to whether you have insurance or not."

When asked about which specific groups are at risk for inadequate care, interviewees spoke about youth, elderly, homeless, racial/ethnic, low income/working poor, veterans, un/underinsured, and residents living in the 77701 and 77705 zip codes. With regards to the youth population, interviewees discussed an increasing need for broad sex education and STI prevention (specifically within the African American population), a need for increased access to mental and dental services, healthy lifestyle education to target obesity rates, drug prevention and education, and efforts to address overuse of the Emergency Room. With regards to the elderly population, interviewees discussed a lack of affordable medications and medical equipment (dentures, wheelchairs), an increasing number of primary care providers not accepting Medicare, transportation barriers, lack of access to specialty care, higher rates of STIs, and conditions such as dementia, Cancer, and COPD as significant concerns for elderly residents. Homeless residents were discussed as being disproportionately challenged by a lack of local shelters and resources and a lack of affordable, safe housing options. Racial/ethnic groups were discussed as facing a lack of local bilingual therapists; distrust of the health care system; a need for healthy lifestyle education; significant language barriers (for Vietnamese residents); higher rates of uninsured residents in the African American, Hispanic, and Vietnamese populations; high unemployment rates within the African American, Hispanic, and Vietnamese groups; and a stigma in seeking mental and behavioral health care services within the African American population. Veterans and un/underinsured residents were brought up as a subgroup of the population that may be disproportionately affected by a lack of local services and facilities for them to utilize. Low income and working poor residents were discussed as facing displacement post Hurricane Harvey and typically delay seeking preventive care due to cost and having to take off work. Lastly, for residents living in the 77701 and 77705 zip codes, interviewees discussed a higher uninsured and unemployment rate, high poverty rates, and a significant homeless population.

### Objective:

*Implement and offer programs that aim to reduce health disparities by targeting specific populations*

Implementation Activity	Responsible Leader(s)	FY 2020		FY 2021		FY 2022	
		Progress	Key Results (As Appropriate)	Progress	Key Results (As Appropriate)	Progress	Key Results (As Appropriate)



Implementation Activity	Responsible Leader(s)	FY 2020		FY 2021		FY 2022	
		Progress	Key Results (As Appropriate)	Progress	Key Results (As Appropriate)	Progress	Key Results (As Appropriate)
<p><b>2.A.</b> The on-site SmartHealth Clinic at BHSET is designed to follow up with high-risk, recently discharged emergency room patients who have chronic diseases such as acute heart failure, COPD, Diabetes and/or hypertension. Patient demographics include uninsured, indigent, Medicaid and underserved. Benefits will be improved quality of care, increased attention to patient safety, smoother care transitions, decreased healthcare costs and improved time savings for referring providers. Navigators at the clinic make sure that all of the patients' transportation needs are met and assist them in finding low-cost or free health resources that they might qualify for in the community.</p>	<p>Director of Advanced Practice Nursing Services</p>	<p>ONGOING</p>	<p>Q1 - ongoing; providing ~3,000 Hep C and HIV tests per quarter; achieved grant funding for provision of SmartHealth Clinic care for high risk pregnancy patients from local HOPE Crisis Center  Q2 - ongoing; providing ~3,000 Hep C and HIV tests per quarter; achieved grant funding for provision of SmartHealth Clinic care for high risk pregnancy patients from local HOPE Crisis Center; created a video on the importance of HIV and Hep C provider training and how it is done  Q3 - ongoing; providing ~3,000 Hep C and HIV tests per quarter; achieved grant funding for provision of SmartHealth Clinic care for high risk pregnancy patients from local HOPE Crisis Center  Q4 - ongoing; provided 2,751 Hep C tests and 2,716 HIV tests</p>	<p>ONGOING</p>	<p>Q1 - ongoing; provided 2,998 Hep C tests (67 identified as positive and 65 linked to care) and 3,640 HIV tests (26 identified as positive and 24 linked to care)  Q2 - SmartHealth Clinic has been partnering with BHSET to coordinate COVID-19 vaccines  Q3 - continue to coordinate COVID-19 vaccines for BHSET and community; provided 4,060 HIV tests (28 were positive and 27 linked to care); provided 3,310 Hep C tests (51 were positive and 34 linked to care)  Q4 - provided 5,580 HIV tests (54 were positive and all linked to care); provided 4,492 Hep C tests (107 were positive and 56 linked to care)</p>	<p>ONGOING</p>	<p>Q1 - provided 5,854 HIV tests (48 were positive and 44 linked to care); provided 4,727 Hep C tests (73 were positive and 50 linked to care)  Q2 - provided 4,115 Hep C tests (39 were positive and 33 linked to care); provided 4,918 HIV tests (38 identified as positive and 34 linked to care)  Q3 - provided 3,960 Hep C tests (72 were positive and 48 linked to care); provided 4,981 HIV tests (22 identified as positive and 22 linked to care)</p>

Implementation Activity	Responsible Leader(s)	FY 2020		FY 2021		FY 2022	
		Progress	Key Results (As Appropriate)	Progress	Key Results (As Appropriate)	Progress	Key Results (As Appropriate)
<p><b>2.B.</b> Through grant funding and a signed contract with Circulation, the SmartHealth Clinic will provide transportation for cancer patients needing assistance in getting to and from their care appointments.</p>	Director of Advanced Practice Nursing Services	ONGOING	<p>Q1 - ongoing Q2 - ongoing Q3 - ongoing Q4 - ongoing, currently limited to those who absolutely need transportation assistance for safety purposes</p>	ONGOING	<p>Q1 - ongoing, currently limited to those who absolutely need transportation assistance for safety purposes Q2 - ongoing, currently limited to those who absolutely need transportation assistance for safety purposes Q3 - ongoing, currently limited to those who absolutely need transportation assistance for safety purposes Q4 - ongoing, currently limited to those who absolutely need transportation assistance for safety purposes</p>	ONGOING	<p>Q1 - ongoing, currently limited to those who absolutely need transportation assistance for safety purposes Q2 - ongoing, currently limited to those who absolutely need transportation assistance for safety purposes Q3 - ongoing, currently limited to those who absolutely need transportation assistance for safety purposes</p>
<p><b>2.C.</b> BHSET will continue its contract with ADRIEMA to assist patients in getting them signed up for any health coverage that they may qualify for. ADRIEMA also assists in helping mothers and their babies sign up for Medicaid and CHIP.</p>	Director of Business Services	ONGOING	<p>Q1 - ongoing Q2 - ongoing Q3 - ongoing Q4 - ongoing</p>	ONGOING	<p>Q1 - ongoing Q2 - ongoing Q3 - ongoing Q4 - ongoing</p>	ONGOING	<p>Q1 - ongoing Q2 - ongoing Q3 - ongoing</p>
<p><b>2.D.</b> BHSET will continue to offer affordable hospitality services for patients and their families requiring a longer stay in the community through their Reaud House.</p>	Director of Marketing	ONGOING	<p>Q1 - ongoing Q2 - ongoing Q3 - ongoing Q4 - closed due to COVID-19</p>	ONGOING	<p>Q1 - Reaud House closed until December 1, 2020 Q2 - tentative new date for Reaud House to reopen is in March 2021 Q3 - Reaud House reopened on April 5, 2021 Q4 - Reaud House is open and operating at 50% capacity</p>	ONGOING	<p>Q1 - Reaud House is open and operating at 50% capacity Q2 - Reaud House is open and operating at 100% capacity Q3 - Reaud House is open and operating at 100% capacity</p>

Implementation Activity	Responsible Leader(s)	FY 2020		FY 2021		FY 2022	
		Progress	Key Results (As Appropriate)	Progress	Key Results (As Appropriate)	Progress	Key Results (As Appropriate)
<p><b>2.E.</b> BHSET will continue to host a jewelry show that donates all proceeds to the Partners in Caring fund, the Chaplain Fund or the Employee Assistance Fund on a rotating basis, which is used for patient medicine, groceries, utility bills, travel, etc. on an as needed basis.</p>	Director of Marketing	ONGOING	<p>Q1 - ongoing, last jewelry show was in May 2019 and next one will be in November 2019</p> <p>Q2 - ongoing, hosted in November 2019 and proceeds of \$14,000 went towards the Partners in Caring Fund; next jewelry show will be in April 2020</p> <p>Q3 - N/A</p> <p>Q4 - N/A; Jewelry Show in April cancelled due to COVID-19</p>	ONGOING	<p>Q1 - cancelled November event due to COVID-19; redistributed funding from Picnic account for Partners in Caring to assist employees for Hurricane Laura</p> <p>Q2 - hosted virtual jewelry show; customers picked up/paid for purchases at Alter's Gem Jewelry; raised \$13K for the Partners in Caring Fund</p> <p>Q3 - no event; next jewelry show scheduled for Q4</p> <p>Q4 - hosted in May 2021 and proceeds of ~\$9,000 went towards the Chaplain's Fund</p>	ONGOING	<p>Q1 - employee picnic on campus, had dunking booth and raised \$772 for Chaplain's Fund</p> <p>Q2 - jewelry show, raised \$6,475.44 and funds went to Employee Assistance Fund</p> <p>Q3 - nothing to report this quarter</p>
<p><b>2.F.</b> BHSET will continue to provide transportation to applicable patients to their respective households, and make arrangements for transportation or to take an ambulance as necessary.</p>	Director of Care Management	ONGOING	<p>Q1 - ongoing funds allocated through the Chaplain's Fund</p> <p>Q2 - ongoing funds allocated through the Chaplain's Fund</p> <p>Q3 - Valentine's Day fundraiser for the Chaplain's Fund</p> <p>Q4 - ongoing, currently limited to those who absolutely need transportation assistance for safety purposes</p>	ONGOING	<p>Q1 - ongoing, currently limited to those who absolutely need transportation assistance for safety purposes</p> <p>Q2 - ongoing, currently limited to those who absolutely need transportation assistance for safety purposes</p> <p>Q3 - ongoing, currently limited to those who absolutely need transportation assistance for safety purposes</p> <p>Q4 - ongoing, currently limited to those who absolutely need transportation assistance for safety purposes</p>	ONGOING	<p>Q1 - ongoing, currently limited to those who absolutely need transportation assistance for safety purposes</p> <p>Q2 - ongoing, currently limited to those who absolutely need transportation assistance for safety purposes</p> <p>Q3 - ongoing, currently limited to those who absolutely need transportation assistance for safety purposes</p>
<p><b>2.G.</b> BHSET will continue its partnership with UT Houston to open its UT Physician Clinic near the hospital, which will provide medical, dental, and mental health services on a sliding fee scale.</p>	Vice President of Business Development	ONGOING	<p>Q1 - ongoing</p> <p>Q2 - ongoing</p> <p>Q3 - ongoing</p> <p>Q4 - ongoing</p>	Q1 - UT Physician Clinic has closed.	DISCONTINUED	DISCONTINUED	DISCONTINUED

Implementation Activity	Responsible Leader(s)	FY 2020		FY 2021		FY 2022	
		Progress	Key Results (As Appropriate)	Progress	Key Results (As Appropriate)	Progress	Key Results (As Appropriate)
<b>2.H.</b> BHSET will continue its partnership with the Legacy Clinic and local OB/GYNs to coordinate deliveries at the hospital for the underserved populations.	Director of Women's Services	ONGOING	Q1 - ongoing Q2 - ongoing Q3 - ongoing Q4 - ongoing	ONGOING	Q1 - ongoing Q2 - ongoing Q3 - ongoing; meeting with leadership team at Legacy to discuss new partnership opportunities Q4 - ongoing; meeting with new leadership team at Legacy to introduce NICU, women's services and billing department to them	ONGOING	Q1 - ongoing; meeting with Legacy leadership team quarterly Q2 - ongoing; meeting with Legacy leadership team quarterly Q3 - meeting with liaison and womens' services director to discuss prenatal care classes
<b>2.I.</b> The Julie Rogers Gift of Life was established in 1993 as a collaborative effort between the Julie & Ben Rogers Cancer Institute, Baptist Hospitals of Southeast Texas and University of Texas Medical Branch. The Gift of Life has made mammography services available to women who need the examination but are unable to obtain the procedure due to financial limitations or other constraints. BHSET participates in the program and offers free mammograms at its facility.	Director of Cancer Services	ONGOING	Q1 - ongoing services provided Q2 - ongoing services provided; celebrated Breast Cancer Awareness month with Gift of Life and the Pink Patrol Car Q3 - ongoing services provided Q4 - ongoing services provided	ONGOING	Q1 - ongoing Gift of Life program; celebrated Breast Cancer Awareness month Q2 - ongoing Gift of Life program Q3 - ongoing Gift of Life program Q4 - ongoing Gift of Life program	ONGOING	Q1 - ongoing Gift of Life program; 330 mammograms Q2 - 336 mammograms for Gift of Life Q3 - 351 mammograms for Gift of Life
<b>2.J.</b> The Julie & Ben Rogers Cancer Institute offers free prostate screenings to promote early detection of the disease. A team of the Cancer Institute employees generously contribute their time and expertise to the Gift of Life educational programs. BHSET staff will participate as volunteers in any prostate screening events offered through the Gift of Life Program.	Director of Cancer Services	ONGOING	Q1 - ongoing services provided Q2 - ongoing services provided Q3 - ongoing services provided; corporate sponsor for Champagne and Ribs, which funds the prostate screenings Q4 - Champagne and Ribs event cancelled; potential mammogram event in the Fall	ONGOING	Q1 - no prostate screenings; sponsor for Champagne and Ribs event raising funds for the Gift of Life program Q2 - no prostate screenings and no fundraising events due to COVID-19 Q3 - prostate screenings scheduled in June Q4 - nothing to report	ONGOING	Q1 - nothing to report Q2 - no prostate screenings and no fundraising events due to COVID-19 Q3 - nothing to report
<b>2.K.</b> BHSET will continue to provide nearby office space at no cost for the SANE (Sexual Assault Nurse Examiner) organization that treats sexually assaulted patients.	Vice President of Business Development	ONGOING	Q1 - ongoing Q2 - ongoing Q3 - ongoing Q4 - ongoing	ONGOING	Q1 - ongoing Q2 - ongoing Q3 - ongoing Q4 - ongoing	ONGOING	Q1 - ongoing Q2 - ongoing Q3 - ongoing

Implementation Activity	Responsible Leader(s)	FY 2020		FY 2021		FY 2022	
		Progress	Key Results (As Appropriate)	Progress	Key Results (As Appropriate)	Progress	Key Results (As Appropriate)
<b>2.L.</b> BHSET will continue its partnership with Jefferson County Correctional Facility to provide care to its prisoners, including the provision of colonoscopies to correctional facility prisoners every other Thursday.	Director of Managed Care	ONGOING	Q1 - ongoing; efforts to establish a Prison Unit in the hospital are underway Q2 - ongoing; efforts to establish a Prison Unit in the hospital are underway Q3 - ongoing; efforts to establish a Prison Unit in the hospital are on hold due to COVID-19; added 2 new telemetry beds and 6 step down ICUs Q4 - prison unit has been developed and opened, turned into COVID-19 surge room temporarily	ONGOING	Q1 - prison unit has been developed and opened, turned into COVID-19 surge room temporarily Q2 - prison unit used for COVID-19 surge room temporarily Q3 - prison unit is being repainted/cleaned up to open in May 2021 Q4 - reopened prison unit	ONGOING	Q1 - prison unit closed Q2 - reopened prison unit Q3 - ongoing
<b>2.M.</b> BHSET will continue to provide a language line to offer translation services for non-English speaking patients and families as needed.	Director of Care Management	ONGOING	Q1 - ongoing services provided Q2 - ongoing services provided Q3 - ongoing services provided Q4 - ongoing services provided	ONGOING	Q1 - ongoing services provided Q2 - ongoing services provided Q3 - ongoing services provided Q4 - ongoing services provided	ONGOING	Q1 - ongoing services provided Q2 - ongoing services provided Q3 - ongoing services provided
<b>2.N.</b> During the holiday season, BHSET employees collect gifts for children within the Child Protective Service Agency of Southeast Texas, and distribute gifts to senior adults as well, in conjunction with Homestead Homecare. The "Angel Tree" and employee participants provide children and senior adults with a joyous Christmas delivery.	Director of Marketing	ONGOING	Q1 - scheduling of events, dates confirmed for Q2 Q2 - adopted 50 kids for the Angel Tree Q3 - N/A Q4 - N/A	ONGOING	Q1 - N/A Q2 - adopted 50 CPS children, 25 seniors and 25 cancer patients Q3 - no event Q4 - no event	ONGOING	Q1 - no event Q2 - adopted 50 CPS children, 25 seniors, 25 cancer patients and 15 additional families Q3 - nothing to report this quarter
<b>2.O.</b> BHSET will continue to participate in the Santa for Seniors program, which allows for employees to purchase and wrap holiday gifts for residents at local nursing homes.	Director of Marketing	ONGOING	Q1 - scheduling of events, dates confirmed for Q2 Q2 - supported 25 seniors and 25 of BHSET cancer patients Q3 - N/A Q4 - N/A	ONGOING	Q1 - N/A Q2 - adopted 50 CPS children, 25 seniors and 25 cancer patients Q3 - no event Q4 - no event	ONGOING	Q1 - no event Q2 - supported 25 seniors Q3 - nothing to report this quarter
<b>2.P.</b> BHSET will continue to participate in the Buckners Christmas program, which involves employee support of children within the program during the holidays through various events (i.e., putt-putt with Santa). Employees initiate a celebration, gift giving and mentoring for the inhabitants of Buckner's Children Village.	Director of Marketing	ONGOING	Q1 - scheduling of events, dates confirmed for Q2 Q2 - rented Colorado Canyon for 45 kids to enjoy and celebrate Q3 - N/A Q4 - N/A	ONGOING	Q1 - N/A Q2 - Buckners Christmas program cancelled due to COVID-19 Q3 - no event Q4 - no event	ONGOING	Q1 - no event Q2 - canceled due to restructuring of unit Q3 - nothing to report this quarter

Implementation Activity	Responsible Leader(s)	FY 2020		FY 2021		FY 2022	
		Progress	Key Results (As Appropriate)	Progress	Key Results (As Appropriate)	Progress	Key Results (As Appropriate)
<p><b>2.Q.</b> Through its Baptist Regional Cancer Network, BHSET will celebrate the holidays with those patients and staff members.</p>	Director of Marketing	ONGOING	Q1 - scheduling of events, dates confirmed for Q2 Q2 - held event for patients and staff members Q3 - N/A Q4 - N/A	ONGOING	Q1 - N/A Q2 - cancelled events due to COVID-19 Q3 - no event Q4 - no event	ONGOING	Q1 - no event Q2 - no event due to COVID-19 Q3 - nothing to report this quarter

## Priority #3: Access to Mental and Behavioral Health Care Services and Providers

**Rationale:**

Data suggests that residents in Jefferson and Orange Counties do not have adequate access to mental and behavioral health care services and providers. Jefferson and Orange Counties have lower rates of mental health care providers per 100,000 than the state, as well as higher rates of depressive disorders and percentages of adults who reported experiencing fourteen or more poor mental health days.

Many interviewees mentioned the overall lack of mental and behavioral health care providers and services in the county, particularly for un/underinsured and Medicaid residents. It was mentioned several times that the limited or no options for mental and behavioral health care resources in the community for Medicaid and un/underinsured residents yields long wait times. It was also specifically noted that there is an increasing need for individualized services vs. group therapy to address any stigma associated with seeking such care. One interviewee stated: “[Mental health care] is very fragmented. Providers are limited and a lot of resources are geared towards group therapy...that is a barrier for somebody who is just getting to grips with the fact that they need mental health care.”

Interviewees also discussed an increasing rate of mental ailments within the youth, elderly and low income populations, which may be correlated with the effects of Hurricane Harvey. Additionally, it was noted that there is a significant need for addiction treatment services in both counties, and a demand for more Spanish-speaking providers. One interviewee stated: “There’s a significant need for Spanish speaking providers that don’t have to offer services using a translator.”

**Objective:**

*Provide a point of access for mental health services in the community*

Implementation Activity	Responsible Leader(s)	FY 2020		FY 2021		FY 2022	
		Progress	Key Results (As Appropriate)	Progress	Key Results (As Appropriate)	Progress	Key Results (As Appropriate)
<p><b>3.A.</b> BHSET will continue to provide the only inpatient and outpatient psychiatric and chemical dependency programs between Houston and New Orleans. The hospital will focus efforts to promote these available services to the public.</p>	<p>Director of Psychiatric Services</p>	<p>ONGOING</p>	<p>Q1 - ongoing services provided                      Q2 - ongoing services provided; hosted World Mental Health Day in the hospital lobby and at Spindletop                      Q3 - ongoing services provided; efforts to open an outpatient clinic on hold due to COVID-19                      Q4 - ongoing services provided; efforts to open an outpatient clinic still on hold due to COVID-19</p>	<p>DISCONTINUED</p>	<p>DISCONTINUED</p>	<p>DISCONTINUED</p>	<p>DISCONTINUED</p>
<p><b>3.B.</b> BHSET partners with the Spindletop Center to offer mental health. Baptist Beaumont pays for the first 48 hours for qualified patients, such as the uninsured.</p>	<p>Director of Psychiatric Services</p>	<p>ONGOING</p>	<p>Q1 - ongoing partnership                      Q2 - ongoing partnership                      Q3 - ongoing partnership                      Q4 - ongoing partnership</p>	<p>ONGOING</p>	<p>Q1 - ongoing partnership                      Q2 - ongoing partnership; vaccinated 50 people at Spindletop                      Q3 - ongoing partnership                      Q4 - ongoing partnership; addition of mental health deputies at MHMR</p>	<p>ONGOING</p>	<p>Q1 - ongoing partnership                      Q2 - ongoing partnership                      Q3 - ongoing partnership</p>

Implementation Activity	Responsible Leader(s)	FY 2020		FY 2021		FY 2022	
		Progress	Key Results (As Appropriate)	Progress	Key Results (As Appropriate)	Progress	Key Results (As Appropriate)
<b>3.C.</b> Through grant funding, BHSET offers behavioral health services for children age 6 to 12 years through its Behavioral Health Center. The inpatient care program is provided for those children with mental illness who are in need of 24-hour hospitalization, and is designed to increase problem solving and communication skills and enhance self-esteem. BHSET also offers a transition to outpatient treatment for those who are ready as well.	Director of Psychiatric Services	ONGOING	Q1 - ongoing services provided Q2 - ongoing services provided Q3 - ongoing services provided; YouTube video on teen suicide on Facebook page, hospital website Q4 - received \$2.1 million in grant funding through 2022 to provide services to children	ONGOING	Q1 - received \$2.1 million in grant funding through 2022 to provide services to children Q2 - ongoing services provided Q3 - ongoing services provided Q4 - ongoing services provided; grant renewed	ONGOING	Q1 - ongoing services provided Q2 - ongoing services provided Q3 - ongoing services provided
<b>3.D.</b> Through grant funding, BHSET offers detox services for veterans and their families through the Texas Veteran's Commission Fund for Veterans' Assistance. The inpatient Detox Unit is designed for veterans and their families to receive a safe and medically supervised detox to avoid dangerous withdrawal symptoms. Patients are monitored by physicians and psychiatrists, and doctors and nurses are available to provide medical support 24/7 if necessary.	Director of Psychiatric Services	DISCONTINUED	Q1 - grant funding will not be renewed, detox services no longer provided	DISCONTINUED	DISCONTINUED	DISCONTINUED	DISCONTINUED
<b>3.E.</b> BHSET provides a detox program through its partnership with the Spindletop Center.	Director of Psychiatric Services	ONGOING	Q1 - ongoing partnership Q2 - ongoing partnership Q3 - ongoing partnership Q4 - ongoing partnership	DISCONTINUED	DISCONTINUED	DISCONTINUED	DISCONTINUED
<b>3.F.</b> BHSET is available to provide crisis care through its newly opened Crisis Stabilization Unit in partnership with the Spindletop Center. The Crisis Stabilization Unit is open 24 hours a day, 7 days per week, and provides a more affordable alternative to hospitalization. Services include group therapy, medication management, and psychiatric evaluation.	Director of Psychiatric Services	ONGOING	Q1 - ongoing services provided Q2 - ongoing services provided Q3 - ongoing services provided Q4 - ongoing services provided	DISCONTINUED	DISCONTINUED	DISCONTINUED	DISCONTINUED



Implementation Activity	Responsible Leader(s)	FY 2020		FY 2021		FY 2022	
		Progress	Key Results (As Appropriate)	Progress	Key Results (As Appropriate)	Progress	Key Results (As Appropriate)
<p><b>3.G.</b> BHSET therapists will continue to work with patients to refer them to appropriate facilities for their needed care, such as Spindletop and the Sprint Team, the Wood Group, and community boarding homes and halfway homes.</p>	Director of Psychiatric Services	ONGOING	<p>Q1 - ongoing services provided</p> <p>Q2 - ongoing services provided; partnered with new organization in town (the Dream Center)</p> <p>Q3 - ongoing services provided; ongoing partnership with the Dream Center</p> <p>Q4 - ongoing services provided; ongoing partnership with the Dream Center</p>	ONGOING	<p>Q1 - ongoing services provided; ongoing partnership with the Dream Center</p> <p>Q2 - ongoing services provided; ongoing partnership with the Dream Center</p> <p>Q3 - ongoing services provided; transfers very limited due to COVID-19, should be resuming fully in Q4</p> <p>Q4 - ongoing services provided; ongoing partnership with the Dream Center</p>	ONGOING	<p>Q1 - ongoing services provided; ongoing partnership with the Dream Center</p> <p>Q2 - ongoing services provided; ongoing partnership with the Dream Center</p> <p>Q3 - ongoing services provided; ongoing partnership with the Dream Center</p>
<p><b>3.H.</b> In addition to the 3 recruited psychiatrists, BHSET offers UTMB resident services on weekends and is always exploring the recruitment of additional psychiatrists to the area.</p>	Director of Psychiatric Services, Chief Nursing Officer	ONGOING	<p>Q1 - Dr. Val Verde has left, Dr. Floyd announced departure; resident services ongoing</p> <p>Q2 - using locums and telemedicine while recruitment is ongoing; resident services ongoing</p> <p>Q3 - potential new Psychiatrist signed letter of intent, on hold due to COVID-19; resident services ongoing</p> <p>Q4 - 2 new physicians onboarded, Dr. Song and Dr. In</p>	ONGOING	<p>Q1 - ongoing recruitment efforts</p> <p>Q2 - ongoing recruitment efforts</p> <p>Q3 - ongoing recruitment efforts</p> <p>Q4 - 2 psychiatrists recruited (Drs. Michael Molina, Tracy Okwara)</p>	ONGOING	<p>Q1 - ongoing recruitment efforts, no residents currently</p> <p>Q2 - 2 psychiatrists recruited</p> <p>Q1 - 1 psychiatrist recruited in Q2 has started; the other starts in June</p>

Implementation Activity	Responsible Leader(s)	FY 2020		FY 2021		FY 2022	
		Progress	Key Results (As Appropriate)	Progress	Key Results (As Appropriate)	Progress	Key Results (As Appropriate)
<p><b>3.I.</b> BHSET will continue to be available to speak at local middle and high schools with regard to promoting mental or behavioral health on an as needed basis. BHSET personnel have presented to local middle and high schools on emerging issues such as bullying, self harm, and recreational drug abuse.</p>	Director of Marketing	ONGOING	<p>Q1 - BISSD bullying presentation, Rotary Club presentation on teen suicide in Southeast Texas, Facebook Live presentation to the community on the challenges of being a teenager</p> <p>Q2 - presented education on vaping, bullying, teen suicide and grief counseling to local schools</p> <p>Q3 - presented education on vaping, teen suicide</p> <p>Q4 - presented on COVID-19, stress, abuse signs</p>	ONGOING	<p>Q1 - COVID-19 Fatigue presentations with students and staff at Hamshire-Fannett, BISSD via Zoom</p> <p>Q2 - Zoom presentations with students at Hamshire-Fannett on depression</p> <p>Q3 - Hamshire-Fannett HOSA classes, also did relaxation and teen suicide presentations via Zoom</p> <p>Q4 - nothing to report due to schools being out of session</p>	ONGOING	<p>Q1 - nothing to report due to school visitation limitations</p> <p>Q2 - nothing to report this quarter</p> <p>Q3 - nothing to report this quarter</p>
<p><b>3.J.</b> BHSET is an active member of the Community Mental Health Consortium, including all 3 hospitals in the area as well as law enforcement and EMS services, that meets periodically to discuss how to better address mental health services in the community.</p>	Director of Marketing	ONGOING	<p>Q1 - ongoing; meeting quarterly</p> <p>Q2 - ongoing; meeting quarterly; developed Mental Health Deputy program to allow for 2 Mental Health Deputies who are mental health trained and members of law enforcement to navigate appropriate patient care for applicable persons</p> <p>Q3 - ongoing; meeting quarterly</p> <p>Q4 - ongoing; meeting quarterly (via zoom)</p>	ONGOING	<p>Q1 - ongoing; meeting quarterly (via Zoom)</p> <p>Q2 - ongoing; meeting quarterly (via Zoom)</p> <p>Q3 - ongoing; meeting quarterly (via Zoom)</p> <p>Q4 - ongoing; meeting quarterly (in person)</p>	ONGOING	<p>Q1 - ongoing; meeting quarterly (in person)</p> <p>Q2 - ongoing; meeting quarterly (in person)</p> <p>Q3 - ongoing; meeting quarterly (in person)</p>
<p><b>3.K.</b> BHSET will continue to strive to staff bilingual Psychiatrists in its Behavioral Health Center, as well as to provide a translation language line.</p>	Director of Psychiatric Services, Director of Business Development	ONGOING	<p>Q1 - Dr. Val Verde has left, ongoing efforts to recruit bilingual providers</p> <p>Q2 - ongoing efforts to recruit bilingual providers</p> <p>Q3 - ongoing efforts to recruit bilingual providers</p> <p>Q4 - ongoing efforts to recruit bilingual providers</p>	ONGOING	<p>Q1 - ongoing efforts to recruit bilingual providers</p> <p>Q2 - ongoing efforts to recruit bilingual providers</p> <p>Q3 - ongoing efforts to recruit bilingual providers</p> <p>Q4 - ongoing efforts to recruit bilingual providers</p>	ONGOING	<p>Q1 - ongoing efforts to recruit bilingual providers</p> <p>Q2 - ongoing efforts to recruit bilingual providers</p> <p>Q3 - ongoing efforts to recruit bilingual providers</p>

Implementation Activity	Responsible Leader(s)	FY 2020		FY 2021		FY 2022	
		Progress	Key Results (As Appropriate)	Progress	Key Results (As Appropriate)	Progress	Key Results (As Appropriate)
<p><b>3.L.</b> BHSET will continue to create and release Public Service Announcements (PSA) regarding any emerging health issues in the area as needed.</p>	Director of Marketing	ONGOING	<p>Q1 - ongoing efforts            Q2 - Dr. Gillespie and Dr. Osmond did a vaping PSA            Q3 - teen suicide PSA            Q4 - PSA with other hospitals in the community on the importance of wearing masks</p>	ONGOING	<p>Q1 - Dr. Weber PSA on safe trick-or-treating during COVID-19; PSA on the importance of wearing a facemask - "It's Not About You"            Q2 - Dr. Weber PSA on promoting vaccines; joint PSA with two other hospitals in town regarding safety during the holidays            Q3 - joint PSA with other hospitals on importance of second vaccine dose message saying that hospitals in southeast Texas are not lifting the mask mandate            Q4 - joint PSA with other hospitals on importance of second vaccine dose message saying that hospitals in southeast Texas are not lifting the mask mandate</p>	ONGOING	<p>Q1 - joint PSA with other hospitals about county infusion center            Q2 - Media story on lingering issues for COVID trauma            Q3 - nothing to report this quarter</p>
<p><b>3.M.</b> BHSET will continue to provide transportation for mental health patients to get to their necessary therapy through the mobile vans.</p>	Director of Psychiatric Services	ONGOING	<p>Q1 - ongoing            Q2 - ongoing; have 2 vans now            Q3 - ongoing; have 2 vans now            Q4 - ongoing; currently limited services for safety purposes</p>	ONGOING	<p>Q1 - ongoing; currently limited services for safety purposes            Q2 - ongoing; currently limited services for safety purposes            Q3 - ongoing; currently limited services for safety purposes            Q4 - ongoing; currently limited services for safety purposes</p>	ONGOING	<p>Q1 - ongoing; currently limited services for safety purposes            Q2 - ongoing; currently limited services for safety purposes            Q3 - ongoing; currently limited services for safety purposes</p>
<p><b>3.N.</b> BHSET will continue to provide geriatric psychiatry services through its Senior Care Unit.</p>	Director of Behavioral Health Services	ONGOING	<p>Q1 - ongoing            Q2 - ongoing            Q3 - ongoing            Q4 - ongoing</p>	ONGOING	<p>Q1 - ongoing            Q2 - ongoing            Q3 - ongoing            Q4 - ongoing</p>	ONGOING	<p>Q1 - ongoing            Q2 - ongoing            Q3 - ongoing</p>

Implementation Activity	Responsible Leader(s)	FY 2020		FY 2021		FY 2022	
		Progress	Key Results (As Appropriate)	Progress	Key Results (As Appropriate)	Progress	Key Results (As Appropriate)
<p><b>3.O.</b> Upon discharge from the Behavioral Health Center, patients may seek available services through the Chemical Dependency Intensive Outpatient Program or the Partial Hospitalization Program that allows for patients to go back to work while still seeking necessary mental and behavioral health care.</p>	Director of Psychiatric Services	ONGOING	<p>Q1 - ongoing  Q2 - ongoing  Q3 - ongoing; efforts to extend to outpatient clinic on hold due to COVID-19  Q4 - ongoing; efforts to extend to outpatient clinic on hold due to COVID-19</p>	ONGOING	<p>Q1 - ongoing; efforts to extend to outpatient clinic on hold due to COVID-19  Q2 - ongoing; outpatient clinic is open but for very limited visits  Q3 - ongoing; clinic is open but with limited visits  Q4 - outpatient and partial programs are ongoing and resuming with limited capacity</p>	ONGOING	<p>Q1 - outpatient and partial programs are ongoing and resuming with limited capacity  Q2 - program currently on hold  Q3 - program is ongoing</p>
<p><b>3.P.</b> BHSET now offers electroconvulsive therapy (ECT) services, as the only facility to offer such services between Houston, TX and New Orleans, LA.</p>	Director of Psychiatric Services	ONGOING	<p>Q1 - ongoing; BHSET has been asked to present on best practices for outpatient ECTs and day surgery  Q2 - ongoing; BHSET continues to present at conferences on integration of behavioral health and surgery procedures  Q3 - ongoing; asked to speak at the national convention in April 2020, but convention was canceled due to COVID-19  Q4 - ongoing services provided</p>	ONGOING	<p>Q1 - ongoing services provided  Q2 - ongoing services provided  Q3 - ongoing services provided  Q4 - ongoing services provided</p>	ONGOING	<p>Q1 - ongoing services provided  Q2 - offering ECT for established patients only due to provider shortage  Q3 - recruited additional provider; currently offering ECT for established patients only</p>
<p><b>3.Q.</b> Under grant funding, BHSET now offers art and music therapy services for patients that may benefit from such services.</p>	Director of Psychiatric Services	ONGOING	<p>Q1 - ongoing; hosted a community supply drive for paint, construction paper, coloring tools, etc. in August  Q2 - ongoing; hosted another community supply drive for paint, construction paper, coloring tools, etc.  Q3 - Kelly High School and Hamshire-Fannett hosted art supply drives  Q4 - ongoing</p>	ONGOING	<p>Q1 - ongoing  Q2 - ongoing  Q3 - ongoing  Q4 - ongoing</p>	ONGOING	<p>Q1 - ongoing  Q2 - ongoing  Q3 - ongoing</p>

## Priority #4: Need for Increased Emphasis on Sex Education and Communicable Disease Prevention

### Rationale:

Data suggests that residents in Jefferson and Orange Counties face higher risks of communicable disease infection. Jefferson County has higher prevalence rates of communicable diseases (chlamydia, gonorrhea, HIV, syphilis) than the state.

Interviewees mentioned significant increases in STIs within the youth and elderly populations, such as Syphilis, Chlamydia, Gonorrhea, HIV, and Hepatitis C. It was also mentioned that there is a lack of education regarding safe sex practices in schools due to the stigma associated with discussing sexual education. One interviewee specifically stated: "Our teens and adolescents are the fastest growing population for HIV. We have difficulty providing education for teens because our state does not allow comprehensive sex education in schools."

It was also noted that there is a limited availability of specialists trained in providing HIV and Hepatitis C diagnoses and treatment, as well as an increasing demand for health care services and provider education on treating transgender patients. One interviewee specifically stated: "There is a lack of services for trans patients and not enough providers. We need to educate ER staff on that subset of patients and how to most appropriately handle their health care needs."

### Objective:

Support efforts to increase sex education and communicable disease prevention in the community

Implementation Activity	Responsible Leader(s)	FY 2020		FY 2021		FY 2022	
		Progress	Key Results (As Appropriate)	Progress	Key Results (As Appropriate)	Progress	Key Results (As Appropriate)
<p><b>4.A.</b> Through Gilead Grant funding, the SmartHealth Clinic will continue to follow up with higher risk patients (i.e., HIV, Hepatitis C) in order to provide high quality, follow up care with guidance if necessary.</p>	Director of Advanced Practice Nursing Services	ONGOING	<p>Q1 - ongoing; focus on Hep C and HIV</p> <p>Q2 - ongoing; conducting outreach to outside facilities (HOPE Crisis Center); conducting HIV testing for Shalom and Legacy centers</p> <p>Q3 - ongoing; grant renewed for \$150,000</p> <p>Q4 - ongoing</p>	ONGOING	<p>Q1 - ongoing; provided 2,998 Hep C tests (67 identified as positive and 65 linked to care) and 3,640 HIV tests (26 identified as positive and 24 linked to care)</p> <p>Q2 - ongoing; provided 4,065 HIV tests (36 identified as positive and 34 linked to care) and 3,738 Hep C tests (81 identified as positive and 53 linked to care)</p> <p>Q3 - ongoing; SmartHealth Clinic spoke on HIV Awareness to Capitol Hill in Austin; did a Facebook Live on health disparities with HIV and COVID-19 (presentation archived at the University of Tuscany)</p> <p>Q4 - provided 5,580 HIV tests (54 were positive and all linked to care); provided 4,492 Hep C tests (107 were positive and 56 linked to care)</p>	ONGOING	<p>Q1 - provided 5,854 HIV tests (48 were positive and 44 linked to care); provided 4,727 Hep C tests (73 were positive and 50 linked to care)</p> <p>Q2 - provided 4,115 Hep C tests (39 were positive and 33 linked to care); provided 4,918 HIV tests (38 identified as positive and 34 linked to care)</p> <p>Q3 - provided 3,960 Hep C tests (72 were positive and 48 linked to care); provided 4,981 HIV tests (22 identified as positive and 22 linked to care)</p>

Implementation Activity	Responsible Leader(s)	FY 2020		FY 2021		FY 2022	
		Progress	Key Results (As Appropriate)	Progress	Key Results (As Appropriate)	Progress	Key Results (As Appropriate)
<p><b>4.B.</b> BHSET will continue to provide HIV Education in partnership with a grant from Texas Department of State Health Services to provide free HIV screening and linkage to care for HIV positive patients.</p>	<p>Director of Emergency Services</p>	<p>ONGOING</p>	<p>Q1 - ongoing; provided over 15,000 HIV tests in CY 2018; partnering with HOPE Crisis Center for Hep C/HIV patients Q2 - ongoing; partnering with HOPE Crisis Center for Hep C/HIV patients Q3 - ongoing HIV education Q4 - ongoing, new partnership with Shalom Clinic to provide HIV screenings</p>	<p>ONGOING</p>	<p>Q1 - ongoing Q2 - nothing to report due to COVID-19 Q3 - ongoing; SmartHealth Clinic spoke on HIV Awareness to Capitol Hill in Austin; did a Facebook Live on health disparities with HIV and COVID-19 (presentation archived at the University of Tuscany) Q4 - hosted webinar with Texas Collaborative for HIV Education for audience consisting of hospitals and primary care facilities; presentation via Zoom on the importance of implementing routine screenings as standard of care (HIV)</p>	<p>ONGOING</p>	<p>Q1 - nothing to report Q2 - hosted webinar for Hispanic Awareness Month in partnership with Texas Department of State Health Services; conducted a Zoom meeting in partnership with UTMB called HIV Routine Screening at ERs; publication titled Routine Opt Out Screening Is Key to Understanding and Identifying HIV/HCV Incidence in the Journal of Healthcare Science and The Humanities Q3 - hosted a zoom presentation by Dr. J. Patrik Hornak from UTMB on HIV and Syphilis; Cordella Lyon presented to the Child Abuse and Forensic Department on HIV and STI's for prevention, screening and linkage to care</p>
<p><b>4.C.</b> BHSET will support communicable disease prevention in the community in conjunction with the Beaumont Health Department.</p>	<p>HIV Screening Program Coordinator</p>	<p>ONGOING</p>	<p>Q1 - ongoing; host joint quarterly seminars together and BHSET offers training at the health department Q2 - ongoing; included stroke assessments, lung screenings and HIV testing during World Health Days Q3 - Sally from the behavioral health department presented to the United Way on HIV screening Q4 - nothing to report due to COVID-19</p>	<p>ONGOING</p>	<p>Q1 - nothing to report due to COVID-19 Q2 - nothing to report due to COVID-19 Q3 - nothing to report due to COVID-19 Q4 - nothing to report due to COVID-19</p>	<p>ONGOING</p>	<p>Q1 - nothing to report due to COVID-19 Q2 - nothing to report due to COVID-19 Q3 - ongoing; Cordella Lyon presented at two community dinner presentations, on in February on PrEP medication and a Hep C presentation in March</p>

Implementation Activity	Responsible Leader(s)	FY 2020		FY 2021		FY 2022	
		Progress	Key Results (As Appropriate)	Progress	Key Results (As Appropriate)	Progress	Key Results (As Appropriate)
<p><b>4.D.</b> BHSET will continue to host World AIDS Day, which includes educational speakers, ministerial support services, and free STI testing.</p>	HIV Screening Program Coordinator	ONGOING	<p>Q1 - ongoing            Q2 - ongoing; presented at HOPE Crisis Center, Shalom and Legacy for World AIDS Day            Q3 - ongoing            Q4 - World AIDS Day scheduled for December 1</p>	ONGOING	<p>Q1 - World AIDS Day event cancelled due to COVID-19            Q2 - celebrated World AIDS Day on social media            Q3 - nothing to report this quarter            Q4 - nothing to report this quarter</p>	ONGOING	<p>Q1 - Facebook campaign on World AIDS Day and Hepatitis Day            Q2 - nothing to report this quarter            Q3 - nothing to report this quarter</p>
<p><b>4.E.</b> The SmartHealth Clinic will continue to partner with the Beaumont Health Department to provide screenings for their patients who access services for STI care.</p>	Director of Advanced Practice Nursing Services	ONGOING	<p>Q1 - ongoing; host joint quarterly seminars together and BHSET offers training at the health department            Q2 - ongoing; host joint quarterly seminars together and BHSET offers training at the health department            Q3 - ongoing; host joint quarterly seminars together and BHSET offers training at the health department            Q4 - N/A</p>	ONGOING	<p>Q1 - partnered with TX DHHS and SmartHealth Clinic to promote getting treatment during the pandemic and a PSA on HIV; see 4.A. for testing statistics            Q2 - PSA on safety during the holidays; social media letter signed by all three hospital CEOs regarding safety during the holidays            Q3 - SmartHealth Clinic partnered with TXDHHS for PSA explaining differences between COVID-19 vaccines, and another statement about reactions to the vaccine            Q4 - ongoing partnership with Beaumont Health Department and ongoing screenings/testing for STIs</p>	ONGOING	<p>Q1 - ongoing partnership with Beaumont Health Department and ongoing screenings/testing for STIs            Q2 - ongoing partnership with Beaumont Health Department and ongoing screenings/testing for STIs            Q3 - ongoing partnership with Beaumont Health Department and ongoing screenings/testing for STIs</p>

## Priority #5: Access to Specialty Care Services and Providers

### Rationale:

Interviewees noted patient outmigration to Houston for specialty care services, specifically for those who are un/underinsured and veterans. Cardiology, Infectious Disease, Nephrology, Oncology and Rheumatology were all specialties that were indicated as needs for those un/underinsured residents from interviewees. It was also mentioned that Neurology, specifically, is lacking for all residents – regardless of insurance coverage. One interviewee stated: “There is a huge need for neurology. If I made an appointment as an insured patient, it would take 4.5 months before I’d be seen.”

A few interviewees mentioned that there is a limited supply of specialty care services available in Orange County, specifically, due to the closing of the hospital and consequential physician relocations. One interviewee specifically stated: “[In Orange County], our heart doctor left...some orthopedic doctors left. I don’t think there’s cancer doctors left in the area. I really don’t think there’s a whole lot of specialists left in Orange County at all.”

### Objective:

*Provide access to specialist services in the community*

Implementation Activity	Responsible Leader(s)	FY 2020		FY 2021		FY 2022	
		Progress	Key Results (As Appropriate)	Progress	Key Results (As Appropriate)	Progress	Key Results (As Appropriate)
<p><b>5.A.</b> BHSET recently completed its Medical Staff Development Plan to outline a physician/provider recruitment plan for the next few years, and will use this report as a roadmap for its recruitment efforts.</p>	<p>Vice President of Business Development</p>	<p><b>ONGOING</b></p>	<p>Q1 - ongoing Q2 - ongoing Q3 - ongoing; potential OB candidate signed letter of intent, recruited new psychiatrist, new general surgeon Q4 - ongoing; 2 new psychiatrists, 1 dialysis access clinic surgeon</p>	<p><b>ONGOING</b></p>	<p>Q1 - ongoing; 2 infectious disease providers; 1 foot &amp; ankle specialist Q2 - 1 colorectal surgeon Q3 - 1 urologist Q4 - 1 anesthesia, 2 psychiatrists, 1 nephrologist, 1 interventional radiologist, 1 interventional cardiologist, 1 IM, 2 teleradiologists</p>	<p><b>ONGOING</b></p>	<p>Q1 - ongoing; 2 rheumatologists, 1 emergency medicine provider, 1 interventional cardiologist, 1 OBGYN, 1 plastic surgeon Q2 - ongoing; 2 psychiatrists Q3 - ongoing; recruited 8 locum cardiology physicians from UT physicians, 1 internal medicine</p>
<p><b>5.B.</b> BHSET will continue to incentivize its providers through the payment of physicians and specialists to be on call and increase the number of uninsured patients receiving care.</p>	<p>Vice President of Business Development</p>	<p><b>ONGOING</b></p>	<p>Q1 - ongoing Q2 - ongoing Q3 - ongoing Q4 - ongoing</p>	<p><b>ONGOING</b></p>	<p>Q1 - ongoing Q2 - ongoing Q3 - ongoing Q4 - ongoing</p>	<p><b>ONGOING</b></p>	<p>Q1 - ongoing Q2 - ongoing Q3 - ongoing</p>
<p><b>5.C.</b> BHSET will continue implementation of the CIHQ Stroke Certified Program and grow the Stroke Education Program targeting the following counties: Hardin, Orange, Jasper, Jefferson, and Tyler Counties. This will include educational programs on the prevention of vascular diseases related to strokes, monthly stroke meetings and community and employee educational events.</p>	<p>Chief Nursing Officer</p>	<p><b>ONGOING</b></p>	<p>Q1 - ongoing; successfully achieved recertification as of July 2019 through 2021 Q2 - ongoing through 2021 Q3 - stroke support group; stroke awareness in February; certification ongoing through 2021 Q4 - stroke support group on hold due to COVID-19; certification ongoing through 2021</p>	<p><b>ONGOING</b></p>	<p>Q1 - stroke support group on hold due to COVID-19; certification ongoing through 2021; education campaign continues Q2 - stroke support group meeting virtually; scheduling potential event in May for stroke awareness Q3 - nothing to report, stroke awareness campaign scheduled for May Q4 - social media stroke awareness campaign in May 2021</p>	<p><b>ONGOING</b></p>	<p>Q1 - renewal certification for "Get With the Guidelines" Q2 - nothing to report Q3 - nothing to report</p>



Implementation Activity	Responsible Leader(s)	FY 2020		FY 2021		FY 2022	
		Progress	Key Results (As Appropriate)	Progress	Key Results (As Appropriate)	Progress	Key Results (As Appropriate)
<b>5.D.</b> BHSET will continue its contract with the Legacy Clinic to do all of their infant deliveries.	Director of Women's Services	ONGOING	Q1 - ongoing Q2 - ongoing Q3 - ongoing Q4 - ongoing	ONGOING	Q1 - ongoing Q2 - ongoing Q3 - ongoing, meeting with new administration to discuss additional services Q4 - ongoing; met with new administration	ONGOING	Q1 - ongoing; continued partnership Q2 - ongoing Q3 - ongoing
<b>5.E.</b> BHSET will continue to provide Telestroke services in partnership with UT Physicians in Houston.	Director of Emergency Services	ONGOING	Q1 - ongoing Q2 - ongoing Q3 - ongoing Q4 - ongoing	ONGOING	Q1 - ongoing Q2 - ongoing Q3 - ongoing Q4 - ongoing	ONGOING	Q1 - ongoing Q2 - ongoing Q3 - ongoing
<b>5.F.</b> BHSET will continue to offer inpatient Teleneurology services, and will explore increasing rotation coverage for neurological services.	Chief Nursing Officer, Director of Emergency Services	ONGOING	Q1 - ongoing Q2 - ongoing Q3 - ongoing Q4 - ongoing	ONGOING	Q1 - ongoing Q2 - ongoing Q3 - ongoing Q4 - ongoing	ONGOING	Q1 - ongoing Q2 - ongoing Q3 - ongoing
<b>5.G.</b> BHSET will explore the feasibility of providing telemedicine services for oncology patients within the secondary service area.	Chief Nursing Officer, Director of Emergency Services, Baptist Regional Cancer Network Chief Medical Officer	ONGOING	Q1 - ongoing Q2 - ongoing Q3 - ongoing Q4 - ongoing	ONGOING	Q1 - ongoing Q2 - ongoing Q3 - ongoing Q4 - no progress at this time	ONGOING	Q1 - ongoing; back to in person visits Q2 - back to telemedicine visits due to COVID; no telemedicine for secondary service area Q3 - ongoing; back to in person visits
<b>5.H.</b> BHSET recently opened a new infusion clinic in Tyler County at the Tyler County Hospital for rheumatic and cancer-related patients.	Director of Specialty Services	ONGOING	Q1 - ongoing; exploring other potential outpatient service opportunities Q2 - ongoing; pursuing potential outpatient service opportunities in Jasper Q3 - ongoing; pursuing potential outpatient services in Jasper and the Bellevue area Q4 - ongoing; pursuing potential outpatient services in Jasper, Mt. Bellevue and Lumberton	ONGOING	Q1 - ongoing; pursuing potential outpatient services in Jasper, Mt. Bellevue and Lumberton Q2 - process continues for Jasper and Lumberton clinics starting with buildout, but Mt. Bellevue efforts are on hold Q3 - Jasper and Lumberton clinics are still being renovated right now, pending opening in Q4. Mt. Bellevue efforts still on hold Q4 - Tyler County clinic is up and running, Jasper Clinic is open and first patient was seen in June 2021	ONGOING	Q1 - Regional COVID-19 Infusion Center implemented as a joint effort between 4 counties, including Tyler County Q2 - Regional COVID-19 Infusion Center ongoing Q3 - Regional COVID-19 Infusion Center and Tyler County clinic closed; Jasper Clinic is open; Lumberton Infusion Clinic is scheduled to open in June

Implementation Activity	Responsible Leader(s)	FY 2020		FY 2021		FY 2022	
		Progress	Key Results (As Appropriate)	Progress	Key Results (As Appropriate)	Progress	Key Results (As Appropriate)
<b>5.I.</b> BHSET will continue to provide a list of referral specialty services in both English and Spanish on an as needed basis.	Director of Care Management	ONGOING	Q1 - ongoing Q2 - ongoing; lists updated to include Baptist Home Care Q3 - ongoing; developed new patients rights and financial assistance update Q4 - ongoing	ONGOING	Q1 - ongoing Q2 - ongoing Q3 - ongoing Q4 - ongoing	ONGOING	Q1 - ongoing Q2 - ongoing Q3 - ongoing
<b>5.J.</b> BHSET will continue its Baptist Hospital School of Radiological Technology, which has been accredited by the American Board of Health Education Services (ABHES), to provide accepted students with clinical rotation education over a span of 2 years. Students graduate with an Associate's degree.	Director of Imaging Services	ONGOING	Q1 - ongoing; successfully recertified for accreditation Q2 - ongoing; created recruitment video Q3 - ongoing; going to national competition Q4 - did not go to national competition due to COVID-19 but class will be graduating in August 2020	ONGOING	Q1 - ongoing; another class will graduate in June 2021 Q2 - ongoing; another class will graduate in June 2021 Q3 - ongoing; another class will graduate in June 2021 Q4 - ongoing; graduated 23 graduates in Q4	ONGOING	Q1 - ongoing; school currently in session and BHSET maintains accreditation Q2 - ongoing Q3 - ongoing
<b>5.K.</b> BHSET will continue to serve as a teaching facility for Radiology, RN, Respiratory Therapy, and Dietetics students. BHSET will also continue to allow for students from Vista College to rotate through the facility for their Medical Assistant Certification course.	Director of Imaging Services, Director of Respiratory Therapy, Director of Food Service, Assisting Chief Nursing Officer	ONGOING	Q1 - ongoing Q2 - ongoing; Vista College students visited twice this quarter Q3 - ongoing; conducting clinicals online due to COVID-19; new partnership with Texas Workforce to educate teachers on health care Q4 - student rotations on hold for a bit due to COVID-19, but starting to slowly bring them back	ONGOING	Q1 - student rotations on hold due to COVID-19 Q2 - student rotations on hold due to COVID-19 Q3 - student rotations begin again Q4 - student rotations ongoing again	ONGOING	Q1 - Vista College is closed as of Q2; sponsored Lamar Dishman Nursing Program nursing banquet Q2 - Vista College is closed; Lamar Dishman Nursing Program student rotations ongoing Q3 - Lamar Dishman Nursing Program student rotations ongoing

Implementation Activity	Responsible Leader(s)	FY 2020		FY 2021		FY 2022	
		Progress	Key Results (As Appropriate)	Progress	Key Results (As Appropriate)	Progress	Key Results (As Appropriate)
<b>5.L.</b> BHSET will provide rotations for 3rd and 4th year medical students at Sam Houston State University, and rotations for 3rd and 4th year obstetric students at UTMB.	Medical Director of Behavioral Health	ONGOING	Q1 - ongoing; exploring potential DO residency program Q2 - ongoing; still exploring potential DO residency program Q3 - ongoing; received approval from board to pursue DO residency program Q4 - ongoing; residency program in early stages - website being built, residency will include IM and pharmacy	ONGOING	Q1 - Pharmacy and Internal Medicine residency program is live Q2 - Pharmacy program has been accredited; currently accepting applications Q3 - identified residents who will be through BBH program Q4 - ongoing partnership with SHSU; residency program began in June 2021	ONGOING	Q1 - ongoing rotation and oversight of residency program Q2 - ongoing rotation and oversight of residency program; resident presented at Sam Houston School of Medicine with 25 participants Q3 - ongoing rotation and oversight of residency program
<b>5.M.</b> BHSET will continue to provide experts on various topics, such as Phlebotomy and Case Management, to provide education to students at the Lamar Institute of Technology.	Director of Marketing	ONGOING	Q1 - ongoing Q2 - ongoing; hosted career fair to provide education to students wanting to pursue the Medical Assistant Certification at BISS career fair and Region 5 Career Fair Q3 - ongoing; working with Hamshire-Fannett regarding certification Q4 - on hold due to COVID-19	ONGOING	Q1 - classes resumed September 2020; individuals hired as screeners are going through phlebotomy and unlicensed nurses aids classes to alleviate the shortage of those staff members Q2 - reaching out to local residents to be phlebotomists and UNAs Q3 - Hamshire-Fannett high school presentations (phlebotomy presentation, ER presentation, Radiology presentation and NICU nursing) to their nursing students interested in going into health care Q4 - no classes during summer time, enrollment is ongoing	ONGOING	Q1 - nothing to report Q2 - nothing to report Q3 - nothing to report
<b>5.N.</b> BHSET recently opened the Headache Treatment Center, a new headache center that specializes in migraines and is designed to be an outpatient facility to eliminate migraines.	Chief Nursing Officer	ONGOING	Q1 - ongoing Q2 - ongoing Q3 - ongoing Q4 - ongoing	ONGOING	Q1 - ongoing Q2 - ongoing Q3 - ongoing Q4 - ongoing	ONGOING	Q1 - ongoing; new "PE thrombectomy clot procedure" introduced offered Q2 - ongoing Q3 - ongoing

Implementation Activity	Responsible Leader(s)	FY 2020		FY 2021		FY 2022	
		Progress	Key Results (As Appropriate)	Progress	Key Results (As Appropriate)	Progress	Key Results (As Appropriate)
<b>5.O.</b> BHSET recently began providing scoliosis screening and imaging services.	Chief Nursing Officer	<i>May remove in 2022 implementation plan since this is something automatically done.</i>	Q1 - ongoing Q2 - ongoing Q3 - ongoing Q4 - ongoing	<i>May remove in 2022 implementation plan since this is something automatically done.</i>	Q1 - ongoing Q2 - ongoing Q3 - ongoing Q4 - ongoing	<i>May remove in 2022 implementation plan since this is something automatically done.</i>	Q1 - ongoing Q2 - ongoing Q3 - ongoing
<b>5.P.</b> BHSET has added a new limb salvaging clinic and will continue to offer limb salvaging services one day per week.	Director of Imaging	<b>ONGOING</b>	Q1 - ongoing Q2 - ongoing Q3 - ongoing; added new consult into the nursing assessment to pick up more patients Q4 - ongoing	<b>ONGOING</b>	Q1 - ongoing Q2 - ongoing Q3 - ongoing Q4 - ongoing	<b>ONGOING</b>	Q1 - ongoing Q2 - ongoing Q3 - ongoing
<b>5.Q.</b> BHSET will continue to offer cancer-related clinical trials in conjunction with UTMB.	Medical Director of Baptist Regional Cancer Network	<b>ONGOING</b>	Q1 - ongoing Q2 - ongoing Q3 - ongoing Q4 - ongoing	<b>ONGOING</b>	Q1 - ongoing Q2 - ongoing Q3 - ongoing Q4 - ongoing	<b>ONGOING</b>	Q1 - ongoing Q2 - ongoing Q3 - ongoing
<b>5.R.</b> BHSET recently purchased a new clinic in China, Texas, the China Community Clinic, which is now a part of the Baptist Physician Network.	Vice President of Business Development	<b>ONGOING</b>	Q1 - ongoing; exploring potential other clinics in the SSA Q2 - ongoing; exploring potential opportunities in Jasper Q3 - ongoing; working with telemedicine due to COVID-19 Q4 - ongoing; efforts to explore outpatient clinic in Jasper, Lumberton and/or Mt. Bellevue are underway. New OP Clinic opened up in July 2020 that currently offers space for patients doing imaging, presurgery, etc. and to serve as future office for residents to see patients	<b>ONGOING</b>	Q1 - ongoing services provided Q2 - infusion clinics in Lumberton and Jasper are in process Q3 - still remodeling to open in Q4 Q4 - China clinic remains open; Jasper infusion clinic opened June 2021, Tyler County infusion clinic is still open	<b>ONGOING</b>	Q1 - ongoing services provided; BHSET to take over clinic in Orange Q2 - nothing to report; China clinic remains open Q3 - Orange Clinic opened in January

Implementation Activity	Responsible Leader(s)	FY 2020		FY 2021		FY 2022	
		Progress	Key Results (As Appropriate)	Progress	Key Results (As Appropriate)	Progress	Key Results (As Appropriate)
<b>5.S.</b> BHSET is opening a metabolic clinic for bariatric and GERD patients.	Vice President of Business Development	N/A	N/A	ONGOING	Q1 - the BHSET metabolic office is established and allows for GERD and bariatric patients to do their labs, imaging, etc. Q2 - ongoing services provided Q3 - ongoing services provided Q4 - ongoing services provided	ONGOING	Q1 - Dr. Ordonez hosted a bariatric seminar on the link between obesity and COVID-19; two commercials on bariatric clinic Q2 - increased community advertising for clinic through commercial coverage, social media marketing, newspaper ads Q3 - community advertising for clinic through commercial coverage, social media marketing, newspaper ads
<b>5.T.</b> BHSET has partnered with Pinnacle to open a Physical Therapy clinic in the West End neighborhood.	Vice President of Business Development	N/A	N/A	IN PROCESS	Q2 - clinic in process, scheduled to be operational in Q3 Q3 - clinic still in process (in contract negotiations) Q4 - pending	IN PROCESS	Q1 - clinic still in process/pending Q2 - nothing to report Q3 - project currently on hold



---

# PREVIOUS CHNA PRIORITIZED HEALTH NEEDS

# Previous Prioritized Needs

## 2016 Prioritized Needs

1. Access to Mental and Behavioral Health Care
2. Prevention, Education and Services to Address High Mortality Rates, Chronic Diseases, Preventable Conditions and Unhealthy Lifestyles
3. Access to Affordable Care and Reducing Health Disparities Among Specific Populations
4. Need for Increased Emphasis on a Collaborative Continuum of Care
5. Access to Specialty Care Services

## 2019 Prioritized Needs

1. Prevention, Education and Services to Address High Mortality Rates, Chronic Diseases, Preventable Conditions and Unhealthy Lifestyles
2. Access to Affordable Care and Reducing Health Disparities Among Specific Populations
3. Access to Mental and Behavioral Health Care Services and Providers
4. Need for Increased Emphasis on Sex Education and Communicable Disease Prevention
5. Access to Specialty Care Services and Providers



---

# 2022 CHNA PRELIMINARY HEALTH NEEDS



# 2022 Preliminary Health Needs

- Access to Affordable Care and Reducing Health Disparities Among Specific Populations
- Access to Dental Care Services and Providers
- Access to Mental and Behavioral Health Care Services and Providers
- Access to Primary and Specialty Care Services and Providers
- Continued Focus on COVID-19 Prevention & Response
- Increased Emphasis on Education and Awareness of Existing Health Care Resources
- Prevention, Education and Services to Address High Mortality Rates, Chronic Diseases, Preventable Conditions and Unhealthy Lifestyles



# PRIORITIZATION

# The Prioritization Process

- In December 2021 leadership from BHSET met with CHC to review findings and prioritize the community's health needs. Attendees from the hospital included:
  - Bryan Chandler, Chief Operations Officer
  - Stephanie Harris, Director of Marketing & Communications
  - Mary Poole, Consultant
- Leadership ranked the health needs based on three factors:
  - Size and Prevalence of Issue
  - Effectiveness of Interventions
  - Hospital's Capacity
- See the following page for a more detailed description of the prioritization process.

# The Prioritization Process

- The CHNA Team utilized the following factors to evaluate and prioritize the significant health needs.

<b>1. Size and Prevalence of the Issue</b>
<ul style="list-style-type: none"><li>a. How many people does this affect?</li><li>b. How does the prevalence of this issue in our communities compare with its prevalence in other counties or the state?</li><li>c. How serious are the consequences? (urgency; severity; economic loss)</li></ul>
<b>2. Effectiveness of Interventions</b>
<ul style="list-style-type: none"><li>a. How likely is it that actions taken will make a difference?</li><li>b. How likely is it that actions will improve quality of life?</li><li>c. How likely is it that progress can be made in both the short term and the long term?</li><li>d. How likely is it that the community will experience reduction of long-term health cost?</li></ul>
<b>3. Baptist Hospitals of Southeast Texas Capacity</b>
<ul style="list-style-type: none"><li>a. Are people at Baptist Hospitals of Southeast Texas likely to support actions around this issue? (ready)</li><li>b. Will it be necessary to change behaviors and attitudes in relation to this issue? (willing)</li><li>c. Are the necessary resources and leadership available to us now? (able)</li></ul>

# Health Needs Ranking

- Hospital leadership participated in a roundtable discussion to rank the health needs in order of importance, resulting in the following order:
  1. Prevention, Education and Services to Address High Mortality Rates, Chronic Diseases, Preventable Conditions and Unhealthy Lifestyles
  2. Access to Mental and Behavioral Health Care Services and Providers
  3. Access to Primary and Specialty Care Services and Providers
  4. Increased Emphasis on Education and Awareness of Existing Health Care Resources
  5. Continued Focus on COVID-19 Prevention & Response
  6. Access to Dental Care Services and Providers

# Final Priorities

- Hospital leadership decided to address five of the six ranked health needs. Through collaboration, engagement and partnership with the community, BHSET will address the following priorities with a specific focus on affordable care and reducing health disparities among specific populations.
- The final health priorities that BHSET will address through its Implementation Plan are, in descending order:
  1. Prevention, Education and Services to Address High Mortality Rates, Chronic Diseases, Preventable Conditions and Unhealthy Lifestyles
  2. Access to Mental and Behavioral Health Care Services and Providers
  3. Access to Primary and Specialty Care Services and Providers
  4. Increased Emphasis on Education and Awareness of Existing Health Care Resources
  5. Continued Focus on COVID-19 Prevention & Response



# **PRIORITIES THAT WILL NOT BE ADDRESSED**

# Needs That Will Not Be Addressed

- BHSET decided not to specifically address “Access to Dental Care Services” largely due to its position (last) on the prioritized list and the hospital’s capacity to address that need.
- While BHSET acknowledges that this is a significant need in the community and will work with local community organizations to see how the facility can assist in these areas, the identified priority will not be addressed by the hospital since it is not a core business function of the hospital and the leadership team felt that resources and efforts would be better spent addressing the remaining prioritized needs.





# RESOURCES IN THE COMMUNITY



# Additional Resources in the Community

---

- In addition to the services provided by BHSET, other charity care services and health resources that are available in Orange and Jefferson Counties are included in this section.

## **JEFFERSON COUNTY**

(Beaumont, Bevil Oaks, China, Cheek,  
Fannett, Groves, Hamshire, Meeker,  
Nederland, Nome, Port Acres, Port  
Arthur, Port Neches, Sabine Pass, Voth)

### **BEAUMONT**

#### **AccuCare Home Health**

(409) 242-5860  
FAX 409-347-8663

#### **Advanced Patient Care (Pediatrics)**

(409) 832-3304  
FAX (409) 835-2799

#### **Advantage Plus Home Care**

(409) 899-1665  
FAX (409) 899-1680

#### **Altus Home Health**

(409) 835-2828  
FAX (409) 835-2129

#### **Alpha Omega Home Health**

(409) 899-3535  
FAX (409) 899-3537

#### **Angels Care Health Services**

Office (936) 336-2224  
FAX (936) 336-2231

#### **Baptist Homecare**

*Baptist Beaumont Hospital has an indirect  
ownership interest in Baptist Homecare.*

(409) 994-0300  
FAX (409) 994-0400

#### **Carter Healthcare**

*(Services the Golden Triangle &  
Surrounding areas)*

1-888-951-1112  
FAX 1-888-622-4329

#### **Consolidated Health Care**

(409) 861-3200  
FAX (409) 861-3205

#### **Elara Caring Home Health**

**Office – 713-780-2390**  
**Fax-855-826-5123**

#### **Executive Assisted Living/Home Health**

Ph.409-658-2139  
Fax409-750-7256

#### **Encompass Home Health**

(409) 813-8109  
FAX (409) 212-9079

#### **First In Care Home Health**

(281) 940-7365  
FAX 866-691-3981

#### **Harbor Home Health**

3515 Fannin Suite 103  
Beaumont, TX 77701  
409 835 1670  
FA 888-700-8743

#### **Home Care Select**

Beaumont & G. Triangle  
Office (409) 880-5190  
Fax- (800) 851-8267

#### **Intrepid Home Health**

Has Spanish Speaking nurses  
(409) 722-0515  
FAX (409) 722-0633

#### **Jefferson County Home Health Care**

(409) 835-9909  
FAX (409) 835-9949

#### **Jordan Health Services**

(409) 899-9053  
FAX (409) 347-0993  
INTAKE 855-455-3600  
INTAKE FAX 855-826-5123

#### **Kindred Home Health**

(409) 895-0009  
FAX (409) 895-0006

#### **IPR Healthcare Sys**

(409) 466-4894  
FAX (281) 358-5157  
Barbara Morris RN

#### **Maxim Healthcare (Pediatrics)**

(409) 833-4004  
FAX (409) 833-4050

**Pathfinder Home Health**

(409) 924-9906  
FAX (409) 924-7338

**Professionals Health Care**

(409) 212-0205  
FAX (409) 212-0208

**Pulse Home Care**

(409) 212-8880  
FAX (409) 212-1508

**Riceland Home Health**

(409) 385-7744/1-888-385-7744  
FAX (409) 385-7723

**Senior Preferred Home Care**

(409) 347-2500  
Fax (409) 287-2565

**Texas Home Health**

(409) 899-9979  
FAX (409) 899-9552  
INTAKE 1-888-440-4321  
INTAKE FAX 1-888-333-0632

**Theracare Home Health**

(409) 299-9741  
FAX (409) 299-9739

**Three M Home Health**

(409) 767-8833  
FAX (409) 767-9203

**Total Home Health**

(409) 835-3330  
FAX 888-891-3697

**Village Choice Home Health**

(409) 838-5151  
FAX (409) 838-6161

**GROVES**

**Advantage Plus Home Care**  
1-866-999-1665

**Carter Healthcare**

*(Services the Golden Triangle & Surrounding areas)*  
1-888-951-1112  
FAX 1-888-622-4329

**Home Care Innovations**

(409) 963-2775  
FAX (409) 963-1872

**Intrepid Home Health**

Has Spanish Speaking nurses  
(409) 722-0515  
FAX (409) 722-0633

**365care Home Health**

(409) 548-0036  
FAX (409) 548-0071

**NEDERLAND**

**A Med Home Health**

(409) 719-0111  
FAX (409) 719-0110  
Cell (409) 466-1951

**Advantage Plus Home Care**

1-866-999-1665

**Carter Healthcare**

*(Services the Golden Triangle & Surrounding areas)*  
1-888-951-1112  
FAX 1-888-622-4329

**Homecare Elite**

(409) 724-2533  
FAX (409) 724-2624

**Intrepid Home Health**

Has Spanish Speaking nurses  
(409) 722-0515  
FAX (409) 722-0633

FAX 1-888-622-4329

**Omnibus Home Health**

(409) 724-7000

FAX (409) 724-7066

**Southern Home Care**

(409) 721-9075

FAX (409) 721-6206

**PORT ARTHUR**

**Advantage Plus Home Care**

1-866-999-1665

**Carter Healthcare**

*(Services the Golden Triangle & Surrounding areas)*

1-888-951-1112

FAX 1-888-622-4329

**Intrepid Home Health**

Has Spanish Speaking nurses

(409) 722-0515

FAX (409) 722-0633

**Prucare Home Health**

(409) 722-9797

FAX (409) 729-7019

**ORANGE COUNTY**

**(Bridge City, Mauriceville, Orange, Orangefield, Pineforest, Pinehurst, Rose City, Vidor, West Orange)**

**Orange**

**Advantage Plus Home Care**

(409) 883-9902

(409) 883-9963

**Baptist Homecare**

*Baptist Beaumont Hospital has an indirect ownership interest in Baptist Homecare.*

(409) 994-0300

FAX (409)994-0400

**Carter Healthcare**

*(Services the Golden Triangle & Surrounding areas)*

1-888-951-1112

**Complete Homecare Services**

(409) 384-3040

FAX (409) 384-3784

**Harbor Home Health**

3515 Fannin Suite 103

Beaumont, TX 77701

(409) 835-1670

FAX 888-700-8743

**First In Care Home Health**

(281) 940-7365

FAX 866-691-3981

**Intrepid Home Health**

Has Spanish Speaking nurses

(409) 722-0515

FAX (409) 722-0633

**Prescribed Home Health**

(409) 670-0026

FAX (409) 670-0047

**Riceland Home Health**

(409) 385-7744/1-888-385-7744

FAX (409) 385-7723

**Bridge City**

**Advantage Plus Home Care**

1-866-999-1665

**Carter Healthcare**

*(Services the Golden Triangle & Surrounding areas)*

1-888-951-1112

FAX 1-888-622-4329

**Intrepid Home Health**

Has Spanish Speaking nurses

(409) 722-0515

FAX (409) 722-0633

**Pulse Home Care**  
(409) 212-8880  
FAX (409) 212-1508

**Riceland Home Health**  
(409) 385-7744/1-888-385-7744  
FAX (409) 385-7723

**Southwest Texas Home Health**  
(409) 735-6100  
FAX (409) 735-6773

**Vidor**  
**Advantage Plus Home Care**  
1-866-999-1665

**Carter Healthcare**  
*(Services the Golden Triangle &  
Surrounding areas)*  
1-888-951-1112  
FAX 1-888-622-4329

**Intrepid Home Health**  
Has Spanish Speaking nurses  
(409) 722-0515  
FAX (409) 722-0633

**Riceland Home Health**  
(409) 385-7744/1-888-385-7744  
FAX (409) 385-7723

**Texas Total Care**  
(409) 769-3414  
FAX (409) 769-1126

**HARDIN COUNTY**  
**(Batson, Bon Ami, Browndell, Buna,  
Kountze, Lumberton, Rose Hill Acres,  
Saratoga, Silsbee, Sour Lake, Votaw)**

**Advantage Plus Home Care**  
1-866-999-1665

**Baptist Homecare**  
*Baptist Beaumont Hospital has an indirect  
ownership interest in Baptist Homecare.*  
(409) 994-0300  
FAX (409)994-0400

**Carter Healthcare**  
*(Services the Golden Triangle &  
Surrounding areas)*  
1-888-951-1112  
FAX 1-888-622-4329

**First In Care Home Health**  
(281) 940-7365  
FAX 866-691-3981

**Harbor Home Health**  
3515 Fannin Suite 103  
Beaumont, TX 77701  
(409) 835-1670  
FAX 888-700-8743

**Intrepid Home Health**  
Has Spanish Speaking nurses  
(409) 722-0515  
FAX (409) 722-0633

**MD's Choice Home Health**  
(409) 386-2273  
FAX (409) 386-2459

**Priority Methodist Home Health**  
Golden Triangle area  
(832) 850-7463  
FAX (832) 850-7486

**Pulse Home Care**  
(409) 212-8880  
FAX (409) 212-1508

**Riceland Home Health**  
(409) 385-7744/1-888-385-7744  
FAX (409) 385-7723

**Texas Home Health**  
(409) 899-9979  
FAX (409) 899-9552  
INTAKE 1-888-440-4321  
INTAKE FAX 1-888-333-0632

**Singer Preferred Homecare**  
(409) 356-7834

**JASPER COUNTY**

**(Bon Ami, Browndell, Buna, Evadale,  
Jasper, Kirbyville, Magnolia Springs,  
Roganville, Sam Rayburn)**

**Advantage Plus Homecare, Inc.**  
(409) 489-1496  
FAX (409) 489-1153

**Baptist Homecare**  
*Baptist Beaumont Hospital has an indirect  
ownership interest in Baptist Homecare.*  
(409) 994-0300  
FAX (409)994-0400

**Carter Healthcare**  
*(Services the Golden Triangle &  
Surrounding areas)*  
1-888-951-1112  
FAX 1-888-622-4329

**Complete Homecare Services**  
(409) 384-3040  
FAX (409) 384-3784

**First In Care Home Health**  
(281) 940-7365  
FAX 866-691-3981

**Harbor Home Health**  
3515 Fannin Suite 103  
Beaumont, TX 77701  
(409) 835 1670  
FAX 888-700-8743

**Home Care Innovations**  
(409) 423-6777  
FAX (409) 423-2020

**Home Care Solution**  
(409) 331-9492  
FAX (409) 331-9490

**Integrity Home Care of Texas**  
315 N Zavalla Jasper  
(409) 383-1400  
FAX (409) 383-1401

**Intrepid Home Health**  
Has Spanish Speaking nurses  
(409) 722-0515  
FAX (409) 722-0633

**Jordan Healthcare**  
(409) 489-0225  
FAX (409) 489-0551

**Pulse Home Care**  
(409) 212-8880  
FAX (409) 212-1508

**Riceland Home Health**  
(409) 385-7744/1-888-385-7744  
FAX (409) 385-7723

**Texas Home Health**  
(409) 899-9979  
FAX (409) 899-9552  
INTAKE 1-888-440-4321  
INTAKE FAX 1-888-333-0632

**Texas Total Care**  
(409) 423-6737  
FAX (409) 423-6738

**LIBERTY COUNTY**

**(Ames, Cleveland, Daisetta, Dayton,  
Devers, Hardin, Kenefick, Liberty, Mont  
Belview, North Cleveland, Plum Groves,  
Raywood, Romayor, Rye)**

**Advantage Plus Homecare, Inc.**  
1-866-999-1665

**Angels Care HH**  
(936) 336-2224  
FAX (936) 336-2231

**Bayview Home Health Services**  
(281) 573-7000

FAX 888-522-3080

**Carter Healthcare**

1-888-951-1112

FAX 1-888-622-4329

**First In Care Home Health**

(281) 940-7365

FAX 866-691-3981

**Harbor Home Health**

3515 Fannin Suite 103

Beaumont, TX 77701

(409) 835-1670

FAX 888-700-8743

**Intrepid Home Health**

Has Spanish Speaking nurses

(409) 722-0515

FAX (409) 722-0633

**Pulse Home Care**

(409) 212-8880

FAX (409) 212-1508

**NEWTON COUNTY**

**(Bon Wier, Burkeville, Call, Deweyville, Newton, Wiergate)**

**Advantage Plus Homecare, Inc.**

1-866-999-1665

**Baptist Homecare**

*Baptist Beaumont Hospital has an indirect ownership interest in Baptist Homecare.*

(409) 994-0300

FAX (409)994-0400

**Carter Healthcare**

*(Services the Golden Triangle & Surrounding areas)*

1-888-951-1112

FAX 1-888-622-4329

**Harbor Home Health**

3515 Fannin Suite 103

Beaumont, TX 77701

(409) 835-1670

FAX 888-700-8743

**First In Care Home Health**

(281) 940-7365

FAX 866-691-3981

**Intrepid Home Health**

(409) 722-0515

FAX (409) 722-0633

**Pulse Home Care**

(409) 212-8880

FAX (409) 212-1508

**SABINE COUNTY**

**(Bronson, Brookland, Geneva, Hemphill, Milam, Pineland)**

**Advantage Plus Homecare, Inc.**

1-866-999-1665

**Baptist Homecare**

*Baptist Beaumont Hospital has an indirect ownership interest in Baptist Homecare.*

(409) 994-0300

FAX (409)994-0400

**East Texas Home Health-Chester**

1-800-407-0090

FAX (936) 969-2100

**Harbor Home Health**

3515 Fannin Suite 103

Beaumont, TX 77701

(409) 835-1670

FAX 888-700-8743

**Pulse Home Care**

(409) 212-8880

FAX (409) 212-1508

**TYLER COUNTY**

**(Chester, Colmesneil, Dogwood, Doucet,**



**Fred, Hillister, Rockland, Spurger, Warren,  
Woodville)**

**Advantage Plus Homecare, Inc.**  
1-866-999-1665

**Baptist Homecare**  
*Baptist Beaumont Hospital has an indirect  
ownership interest in Baptist Homecare.*  
(409) 994-0300  
FAX (409)994-0400

**Carter Healthcare**  
*(Services the Golden Triangle &  
Surrounding areas)*  
1-888-951-1112  
FAX 1-888-622-4329

**First In Care Home Health**  
(281) 940-7365  
FAX 866-691-3981

**Harbor Home Health**  
3515 Fannin Suite 103  
Beaumont, TX 77701  
(409) 835-1670  
FAX 888-700-8743

**Pulse Home Care**  
(409) 212-8880  
FAX (409) 212-1508

**HARRIS COUNTY**  
**(Houston and surrounding area)**

**Advantage Plus Homecare, Inc.**  
1-866-999-1665

**Baptist Homecare**  
*Baptist Beaumont Hospital has an indirect  
ownership interest in Baptist Homecare.*  
(409) 994-0300  
FAX (409)994-0400

**Bayview Home Health Services**  
(281) 573-7000  
FAX 888-522-3080

**Carter Healthcare**  
*(Services the Golden Triangle &  
Surrounding areas)*  
1-888-951-1112  
FAX 1-888-622-4329

**First In Care Home Health**  
(281) 940-7365  
FAX 866-691-3981

**Harbor Home Health**  
3515 Fannin Suite 103  
Beaumont, TX 77701  
(409) 835-1670  
FAX 888-700-8743

**Medcare Professional Group  
(Pediatrics)**  
(713) 995-9292  
FAX (713) 779-9600

**Traditions Home Health**  
800-238-9245  
FAX (936) 539-2275

**HOUSTON COUNTY**

**Advantage Plus Homecare, Inc.**  
1-866-999-1665

**Baptist Homecare**  
*Baptist Beaumont Hospital has an indirect  
ownership interest in Baptist Homecare.*  
(409) 994-0300  
FAX (409)994-0400

**Bayview Home Health Services**  
(281) 573-7000  
FAX 888-522-3080

**Carter Healthcare**  
*(Services the Golden Triangle &  
Surrounding areas)*  
1-888-951-1112  
FAX 1-888-622-4329

**Harbor Home Health**

(409) 835-1670  
FAX 888-700-8743

**Traditions Home Health**  
1-800-238-9245  
FAX (936) 539-2275

### **POLK COUNTY**

(Ace, Barnhum, Camden, Corrigan,  
Dallardsville, Goodrich, Leggett,  
Livingston, Moscow, Onalaska, Segno,  
Seven Oaks)

**Baptist Homecare**  
*Baptist Beaumont Hospital has an indirect  
ownership interest in Baptist Homecare.*  
(409) 994-0300  
FAX (409)994-0400

**Carter Healthcare**  
*(Services the Golden Triangle &  
Surrounding areas)*  
1-888-951-1112  
FAX 1-888-622-4329

**Harbor Home Health**  
3515 Fannin Suite 103  
Beaumont, TX 77701  
(409) 835-1670  
FAX 888-700-8743

**Home Care PRN**  
(936) 327-9822  
FAX (936) 327-9825

### **ANAHUAC**

**Bayview Home Health Services**  
(281) 573-7000  
FAX 888-522-3080

**Carter Healthcare**  
*(Services the Golden Triangle &  
Surrounding areas)*  
1-888-951-1112  
FAX 1-888-622-4329

**Innovative Health Services**  
(409) 267-6194  
(409) 267-6428

### **LUFKIN COUNTY**

**Carter Healthcare**  
*(Services the Golden Triangle &  
Surrounding areas)*  
1-888-951-1112  
FAX 1-888-622-4329

**Harbor Home Health**  
(409)835-1670  
FAX 888-700-8743

### **LOUISIANA**

#### **Lake Charles**

**Christus St. Patrick Hospital Home  
Health and Hospice**  
(337) 430-5498  
FAX (337) 395-5780

**Harbor Home Health**  
(409) 835-1670  
FAX 888-700-8743

#### **Dequincy**

**Harbor Home Health**  
(409) 835-1670  
FAX 888-700-8743

**Southern Home Health**  
(337) 786-8231  
FAX (337) 786-8215

**Baptist Regional Cancer Network**  
**www.baptistcancernetwork.org**  
**409-212-5922**

**Sacred Circle** – Baptist Regional Cancer Network patient and caregivers support group. Meetings held on the second Tuesday of each month in the Resource Room at the Baptist Regional Cancer Network Julie & Ben Rogers Cancer Institute located at 3555 Stagg Drive from noon to 1PM. It's a place to receive practical information, exchange information with others, and support one another for the mutual benefit of everyone touched by cancer.

**Pink Power Network, Breast Cancer Support Group** – A support group specifically for our breast cancer patients. This program is provided Baptist Regional Cancer Network and by the Julie Rogers "Gift of Life".

Program offered twice in one day on the  
3rd Thursday of every month.

12:00pm

Dauphin Women's Center  
Conference Room

740 Hospital Drive, Ste. 140

RSVP 409-212-7962

6:00pm

Gift of Life

148 South Dowlen Rd.

RSVP 409-833-3663

**Look Good Feel Better** – A skin care session by a trained licensed cosmetologist. The participants get tips on managing their appearance due to treatment side effects. They receive a kit of hypoallergenic makeup and lotions through our partnership with the National Cosmetology Association. This program is provided by the American Cancer Society and Baptist Regional Cancer Network.

1st Monday of every month

11:00am

Dauphin Women's Center  
Conference Room

RSVP 409-351-9788

# Baptist

**Regional Cancer Network**  
*Performing Sacred Work Every Day*

**Cancer Center of Southeast Texas**  
8333 9th Avenue  
Port Arthur, Texas  
**(409) 729-8088**

**Altus Cancer Center**  
310 N. 11th Street  
Beaumont, Texas  
**(409) 981-5510**

**Julie & Ben Rogers Cancer Institute**  
3555 Stagg Drive  
Beaumont, Texas  
**(409) 212-5922**

**Charline and Sidney "Chief" Dauphin  
Cancer Screening & Prevention Center**  
740 Hospital Drive • Suite 140  
Beaumont, Texas  
**(409) 212-7950**

[www.baptistcancernetwork.org](http://www.baptistcancernetwork.org)

# Cancer Patient and Family Resources

**Baptist**  
**Regional Cancer Network**  
*Performing Sacred Work Every Day*

Baptist Hospitals of Southeast Texas complies with applicable Federal civil rights laws and does not discriminate on the basis of race, color, national origin, age, disability, or sex. Baptist Hospitals of Southeast Texas does not exclude people or treat them differently because of race, color, national origin, age, disability, or sex.

**American Cancer Society**  
[www.cancer.org](http://www.cancer.org)  
**1-800-227-2345**

**Reach to Recovery** – A one-on-one support program for newly diagnosed breast cancer patients, with trained mentors, providing information, bras, cover with fluff, etc.

**Road to Recovery/Transportation** – Volunteer drivers, who have been through training and a background check, drive patients to and from their treatments. We reimburse their mileage and/or parking. Our drivers are currently bringing patients to the Baptist Cancer Center. We also provide gas cards as needed.

**Cancer Survivors Network** – An online support system for patients and caregivers that provides an outlet for them to chat in groups or one-on-one with someone the same age and/or same diagnosis so that they can share their stories and cancer journey. Participants can set up their own individual page through [www.cancer.org/csn](http://www.cancer.org/csn).

**Patient Service Center** – A special group of patient navigators can be accessed for patient's special needs such as services we offer (as above) or for referral resources. These resources could be local, state-wide, or nationwide. They are available for any cancer related need. The PSC Navigators can be accessed by calling **1-800-227-2345**.

**Resource Books** – These offer patients a resource on different types of cancer, chemo, radiation, nausea, etc. For more information call **1-800-227-2345**.

**Supplies and Other Services** – Wigs, turbans, and additional services are discussed with patients and are available at our local office. Patient Resource Information is available 24/7 at **1-800-227-2345**.

**Julie Rogers "Gift of Life" Program**  
[www.giftoflifebmt.org](http://www.giftoflifebmt.org)  
**409-833-3663**

**Man to Man, Prostate Cancer Support Group** – a one-on-one support program for newly diagnosed prostate cancer patients partnered with the Julie Rogers "Gift of Life" Program.

**Meets on the 2nd Tuesday of every month at 6:00 pm**  
**St. Mark's Episcopal Church Downtown Beaumont**  
**(680 Calder Avenue)**

**Free Prostate Cancer Screenings** – Potentially lifesaving tests and exams that medically underserved clients would otherwise be unable to afford, equalizing access to early detection tools. Call for eligibility at **409-860-3369**.

**Free Mammograms** – Potentially lifesaving tests and exams that medically underserved clients would otherwise be unable to afford, equalizing access to early detection tools. Call for eligibility at **409-860-3369**.

**Cancer Resource Library** – Books and DVD's available about healthy living, breast cancer, and prostate cancer.

**Don't Smoke Your Life Away** – Preventing tobacco usage before it starts and encouraging current smoking adolescents and adults to quit smoking.

**Educational Outreach** – Aimed at raising awareness of the lifesaving benefits of early detection tests and exams which is key in reducing cancer mortality. Programming is available on breast prostate, testicular, and ovarian cancers, as well as healthy living to reduce cancer risk.

**Additional Resources**

**2-1-1 Texas** – A program of the Texas Health and Human Services Commission, is committed to helping Texas citizens connect with the services they need. Available in more than 90 languages 24/7; calls are answered by HHSC 2-1-1 – Texas Information and Referral Network.

**Grief and Bereavement Support Group** – Compassion Hospice offers group counseling at no cost to individuals who have suffered a loss. The group is led by a licensed professional counselor. Meetings are held the last Wednesday of each month, RSVP **409-835-8357**.

**Nutrition and Services for Seniors** – A local agency serving Jefferson and Hardin County senior citizens age 60 and older by providing transportation to and from appointments at a discounted rate. The nutritional supplement, Ensure, is available at a discounted rate of \$23 per case to the above population. Call **409-892-4455** for further details.

**Department of Aging and Disability Services (DADS)** – Provides assistance to those individuals who are elderly and disabled. Assistance includes home-based services such as a provider to help with light housekeeping and preparation of meals. For Provider Services call **1-866-449-1919** or **2-1-1 Texas**.

**Towers Elite Cleaning Service** – A local maid service company that provides free housecleaning to women currently undergoing treatment for any type of cancer. For more information call **409-832-8444** or visit their website at [www.towerselite.com](http://www.towerselite.com).

**Albert E. and Gena Reaud Guest House**  
**3120 College Street**  
**Beaumont 212-6500**

The Guest House is designed to house families facing a medical crisis and who have a loved one receiving care at any local Beaumont hospital. Eases the emotional and financial burden families carry by providing a home-away-from-home in close proximity to their loved ones receiving treatment. Offering first class accommodations at a very affordable price – just \$35.00 per night.

**Baptist**  
**Regional Cancer Network**  
*Performing Sacred Work Every Day*

# GET FREE FRUITS & VEGETABLES WITH YOUR SNAP/ FOOD ASSISTANCE

## Jefferson County

Arvada Farmers Market  
Jun 3 - Sep. 30  
Sun. 9 am - 1:30 pm  
5700 Olde Wadsworth Blvd.

Golden Farmers Market  
Jun. 2 - Oct. 6  
Sat. 8 am - 1 pm  
1019 10th St.

Mountair Park Farm Stand  
Jun. 23 - Oct. 27  
Sat. 11 am - 1 pm  
5620 W. 14<sup>th</sup> Ave.  
Lakewood, CO

Four Seasons Farmers  
and Artisans Market  
Year Round, Sun. - Sat.  
7043 W. 38th Ave.  
Wheat Ridge, CO

GoFarm  
Go to [www.gofarmcoop.org](http://www.gofarmcoop.org)  
or call **720-580-3276**  
to order a **CSA box**

Metro Denver Farmers Market  
@ Mile High Church  
Jun. 16 - Sep. 29  
Sat. 10 am - 2 pm  
9077 W Alameda Ave.  
Lakewood, CO

40 West Farmers Market  
Sat. 7 am - 1 pm  
6759 W. Colfax Ave.  
Lakewood, CO

Miller Farms @  
Golden Street Farmers Market  
Jun. 2 - Oct.  
Sat. 10 am - 2 pm  
1019 10th St.  
Golden, CO

Star Acre Farms  
May - October  
Wed. - Fri. 4:30 - 6:30 pm  
Sat./Sun. 9 am - 1 pm  
8412 Alkire Street  
Arvada, CO

Arvada Veggie Van  
For times check out  
[www.arvadaveggievan.com](http://www.arvadaveggievan.com)

TEXT YOUR ZIP CODE TO  
**1-844-383-2399**  
FOR A LOCATION NEAR YOU  
VISIT [DOUBLEUPCOLORADO.ORG](http://DOUBLEUPCOLORADO.ORG)  
OR CALL: 720-573-3632

# BRING

Your **EBT** card to a participating location.

At a farmers market, find the info booth.



# BUY

SNAP-eligible foods.



# GET FREE FRUITS & VEGETABLES

For every **\$1** spent in **SNAP/FOOD ASSISTANCE** you'll receive **\$1** to spend on Colorado-grown fruits & vegetables. (up to \$20 per visit)



# DOUBLEUPCOLORADO.ORG

# Family, Community & Civic Organizations




← Results Found: 110



<p>Young Men's Business League</p>	<p><b>Young Men's Business League</b></p>	<p><a href="#">7250 Wespark, Beaumont, TX 77705</a> (409) 832-9991</p>
<p>Workforce Solutions Southeast Texas</p>	<p><b>Workforce Solutions Southeast Texas</b></p>	<p><a href="#">P. O. Box 3607, Beaumont, TX 77704</a> (409) 719-4750</p>
<p>Westgate Memorial Baptist Church</p>	<p><b>Westgate Memorial Baptist Church</b></p>	<p><a href="#">6220 Westgate Drive, Beaumont, TX 77706</a> (409) 866-3417</p>
<p>Wesley United Methodist Church</p>	<p><b>Wesley United Methodist Church</b></p>	<p><a href="#">3810 N. Major Dr., Beaumont, TX 77713</a> (409) 892-7733</p>
<p>W.H. Stark House</p>	<p><b>W.H. Stark House</b></p>	<p><a href="#">610 W. Main Avenue, Orange, TX 77630</a> (409) 883-0871</p>
<p>United Way of Beaumont and North Jeff...</p>	<p><b>United Way of Beaumont and North Jefferson County</b></p>	<p><a href="#">700 North Street, Suite H, Beaumont, 77701</a> (409) 835-4575</p>
<p>Ubi Caritas-A Healing Ministry</p>	<p><b>Ubi Caritas-A Healing Ministry</b></p>	<p><a href="#">4442 Highland Avenue, Beaumont, TX 77705-5205</a> (409) 832-1924</p>
<p><a href="#">U.S. Army Recruiting - Beaumont</a></p>	<p><b>U.S. Army Recruiting - Beaumont</b></p>	<p><a href="#">6755 Phelan Dr, Beaumont, TX 77706</a> 409-833-6841</p>

Triangle Area Network	Triangle Area Network	<a href="#">1495 N. 7th., Beaumont, TX 77702</a> <a href="#">(409) 832-3377</a>
-----------------------	-----------------------	--

The Salvation Army Thrift Store	The Salvation Army Thrift Store	<a href="#">4295 College St., Beaumont, TX 77701</a> <a href="#">(409) 896-2361</a>
---------------------------------	---------------------------------	--

The Salvation Army	The Salvation Army	<a href="#">2350 IH-10 East, Beaumont, TX 77703</a> <a href="#">(409) 896-2361</a>
--------------------	--------------------	---

The Habitat Restore	The Habitat Restore	<a href="#">610 Trinity, Beaumont, TX 77701</a> <a href="#">(409) 832-5853</a>
---------------------	---------------------	---

The Children's Center, Inc.	The Children's Center, Inc.	<a href="#">2410 Laurel Ave., Beaumont, TX 77702-2358</a> <a href="#">(409) 770-3540</a>
-----------------------------	-----------------------------	---

The Caroline Gilbert Henchee House Re...	The Caroline Gilbert Henchee House Restoration, Maintenance, and Man	
--	--	--

<a href="#">The Best Year's Center</a>	The Best Year's Center	<a href="#">780 S. 4th Street, Beaumont, TX 77701</a> <a href="#">(409) 838-1902</a>
--	------------------------	---

The Arc of Greater Beaumont	The Arc of Greater Beaumont	<a href="#">4330 Westridge LN., Beaumont, TX 77706</a> <a href="#">(409) 838-9012</a>
-----------------------------	-----------------------------	--

Texas Oncology-Mamie McFaddin Ward Ca...	Texas Oncology-Mamie McFaddin Ward Cancer Treatment Center	<a href="#">690 N. 14th St., Beaumont, TX 77702</a> <a href="#">(409) 899-7180</a>
--	--	---

	Texas Energy Museum	<a href="#">600 Main Street</a>
--	---------------------	---------------------------------



Texas Energy Museum	Texas Energy Museum	<a href="#">500 Main Street, Beaumont, TX 77701</a> <a href="#">(409) 833-5100</a>
---------------------	---------------------	---

Symphony of Southeast Texas	Symphony of Southeast Texas	<a href="#">4345 Phelan Boulevard, Suite 105, Beaumont, TX 77707</a> <a href="#">(409) 892-2257</a>
-----------------------------	-----------------------------	--

Surviving Parents Of SETX Organizatio...	Surviving Parents Of SETX Organization	<a href="#">3985 East Lucas Street, Beaumont, Texas 77703</a> <a href="#">(409) 229-8687</a>
--	--	---

STARK Museum of Art	STARK Museum of Art	<a href="#">601 Green Avenue, Orange, TX 77630</a> <a href="#">(409) 886-2787</a>
---------------------	---------------------	--

St. James United Methodist Church	St. James United Methodist Church	<a href="#">2485 Blanchette St, Beaumont, Texas 77701</a> <a href="#">(409) 833-4867</a>
-----------------------------------	-----------------------------------	---




















St. Anthony Cathedral School	St. Anthony Cathedral School	<a href="#">850 Forsythe, Beaumont, TX 77701-2890</a> <a href="#">(409) 832-3486</a>
------------------------------	------------------------------	---

St. Anne Catholic School	St. Anne Catholic School	<a href="#">375 North Eleventh Street, Beaumont, TX 77702</a> <a href="#">(409) 832-5939</a>
--------------------------	--------------------------	---



<a href="#">Spindletop - Gladys City Boomtown Mus...</a>	Spindletop - Gladys City Boomtown Museum	<a href="#">5550 Jimmy Simmons Blvd., Beaumont, TX 77705</a> <a href="#">(409) 880-1750</a>
--	--	--



Southeast Texas Soldier's Advocate	Southeast Texas Soldier's Advocate	<a href="#">87 North I-10, Suite 102, Beaumont, TX 77707</a> <a href="#">(409) 239-5722</a>
------------------------------------	------------------------------------	--



Southeast Texas Nonprofit	Southeast Texas Nonprofit Development Center	<a href="#">700 North St, Suite O, Beaumont, TX 77701</a>
---------------------------	--	---



Development...		(409) 832-6565 
Southeast Texas Human Resource Associ...	Southeast Texas Human Resource Association	P.O. Box 222,  Bridge City, TX 77611 (409) 728-1211 
Southeast Texas Food Bank	Southeast Texas Food Bank	3845 S. MLK Jr. Parkway,  Beaumont, TX 77705 (409) 839-8777 
Southeast Texas Circle of Hope, Inc	Southeast Texas Circle of Hope, Inc	1602 Ave B,  Nederland, TX 77627 (409) 550-7135 
Southeast Texas Arts Council	Southeast Texas Arts Council	700 North Street,  Beaumont, TX 77701 (409) 835-2787 
Some Other Place	Some Other Place	590 Center,  Beaumont, TX 77701 (409) 832-7976 
Silsbee Chamber of Commerce	Silsbee Chamber of Commerce	545 North 5th St,  Silsbee, TX 77656 (409) 385-5562 
Shorkey Center	Shorkey Center	855 South Eighth Street,  Beaumont, Tx 77701-4603 (409) 838-6568 
Shangri La Botanical Gardens and Natu...	Shangri La Botanical Gardens and Nature Center	2111 W. Park Avenue,  Orange, TX 77631 (409) 670-9113 
Sea Rim Striders	Sea Rim Striders	9405 College St., Suite A,  Beaumont, Texas 77707 (409) 673-7060 



Samaritan Counseling of Southeast Tex...	Samaritan Counseling of Southeast Texas	<a href="#">7980 Anchor Dr Bldg 500, Port Arthur, Texas 77642</a> <a href="#">(409) 727-6400</a>
Sales and Marketing Executives Club	Sales and Marketing Executives Club	<a href="#">1025 IH 10 North, Ste. 109, Beaumont, TX 77706</a> <a href="#">(409) 962-2828</a>
S.O.C. Save Our Children, Children In...	S.O.C. Save Our Children, Children In Motion, Inc.	<a href="#">5475 Landry Lane, Beaumont, TX 77708</a> <a href="#">(409) 651-8427</a>
Rotary Club of Beaumont	Rotary Club of Beaumont	<a href="#">2355 IH-10 South, Suite 213, Beaumont, TX 77705</a> <a href="#">(409) 842-1913</a>
RISE Center for Independent Living	RISE Center for Independent Living	<a href="#">755 So. 11th Street, Suite 101, Beaumont, TX 77701</a> <a href="#">(409) 832-2599</a>
Recovery Council of Southeast Texas	Recovery Council of Southeast Texas	<a href="#">4675 Washington Blvd, Suite C, Beaumont, TX 77707</a> <a href="#">(409) 842-2408</a>
Plum Nearly Ranch	Plum Nearly Ranch	<a href="#">2125 Hebert Road, Beaumont, TX 77705</a> <a href="#">(409) 722-1192</a>
One City Church	One City Church	<a href="#">2350 Eastex Freeway, Beaumont, TX 77703-4626</a> <a href="#">(409) 892-8475</a>
Nutrition & Services for Seniors	Nutrition & Services for Seniors	<a href="#">4590 Concord Road, Beaumont, TX 77703-1806</a> <a href="#">(409) 892-4455</a>



<p>Monsignor Kelly Catholic High School</p>	<p><b>Monsignor Kelly Catholic High School</b></p>	<p><a href="#">5950 Kelly Drive, Beaumont, TX 77707-3599</a>   <a href="#">(409) 866-2351</a> </p>
---	--	--



<p>Mental Health America of Southeast Te...</p>	<p><b>Mental Health America of Southeast Texas</b></p>	<p><a href="#">700 N. Street, Suite 95, Beaumont, Texas 77701</a>   <a href="#">(409) 550-0134</a> </p>
---	--	---



<p>Magnolia Cemetery Company</p>	<p><b>Magnolia Cemetery Company</b></p>	<p><a href="#">2291 Pine St., Beaumont, TX 77703</a>   <a href="#">(409) 832-5741</a> </p>
----------------------------------	---	--



<p>Lutcher Theater</p>	<p><b>Lutcher Theater</b></p>	<p><a href="#">707 Main, Orange, TX 77630</a>   <a href="#">(409) 886-5535</a> </p>
------------------------	-------------------------------	---


<p>LifeShare Blood Centers</p>	<p><b>LifeShare Blood Centers</b></p>	<p><a href="#">4305 Laurel Avenue, Beaumont, TX 77707</a>   <a href="#">(409) 980-8214</a> </p>
--------------------------------	---------------------------------------	---

<p>Leadership Southeast Texas</p>	<p><b>Leadership Southeast Texas</b></p>	<p><a href="#">3749 Hwy 69 N., Beaumont, TX 77705</a>   <a href="#">(409) 554-8456</a> </p>
-----------------------------------	--	---

<p>Land Manor, Inc-Adams House</p>	<p><b>Land Manor, Inc-Adams House</b></p>	<p><a href="#">4655 Collier, Beaumont, TX 77706</a>   <a href="#">(409) 838-3946</a> </p>
------------------------------------	---	---

<p>Lamar State College Port Arthur</p>	<p><b>Lamar State College Port Arthur</b></p>	<p><a href="#">1500 Proctor St, Port Arthur, TX 77642</a>   <a href="#">(409) 984-6291</a> </p>
--	---	---

<p>KidsRKids Beaumont</p>	<p><b>KidsRKids Beaumont</b></p>	<p><a href="#">6410 Delaware, Beaumont, Texas 77706</a>   <a href="#">(409) 658-7457</a> </p>
---------------------------	----------------------------------	---

<p>Junior League of Beaumont</p>	<p><b>Junior League of Beaumont</b></p>	<p><a href="#">2388 McFaddin Street</a> </p>
----------------------------------	---	---

Junior League of Beaumont		<a href="#">2000 Milam Street,</a> <a href="#">Beaumont, TX 77702-2017</a> <a href="#">(409) 832-0873</a>
---------------------------	--	---

Junior Achievement of the Golden Tria...	Junior Achievement of the Golden Triangle	<a href="#">505 Milam Street, Suite 700,</a> <a href="#">Beaumont, TX 77701</a> <a href="#">(409) 833-3860</a>
--	---	--

Julie Rogers "Gift of Life"	Julie Rogers "Gift of Life"	<a href="#">2390 Dowlen Rd.,</a> <a href="#">Beaumont, TX 77706</a> <a href="#">(409) 833-3663</a>
-----------------------------	-----------------------------	--

Jefferson County Republican Party Tex...	Jefferson County Republican Party Texas	<a href="#">2825 Nall Street, Suite 22,</a> <a href="#">Pt. Neches, TX 77651</a> <a href="#">(409) 242-0650</a>
--	---	---

Janiyah's Love	Janiyah's Love	<a href="#">700 North Street , Suite Q,</a> <a href="#">Beaumont , Texas 77701</a> <a href="#">(337) 298-4994</a>
----------------	----------------	---

Infogroup - Reference USA	Infogroup - Reference USA	<a href="#">1020 East 1st Street,</a> <a href="#">Papillion, NE 68046</a> <a href="#">(800) 808-1113</a>
---------------------------	---------------------------	--



Indian Springs Camp/Recreation	Indian Springs Camp/Recreation	<a href="#">6106 Holland Cem Rd,</a> <a href="#">Kountze, TX 77625</a> <a href="#">(409) 781-3074</a>
--------------------------------	--------------------------------	---





IEA Inspire, Encourage, Achieve	IEA Inspire, Encourage, Achieve	<a href="#">20 North 11th Street,</a> <a href="#">Beaumont, TX 77702</a> <a href="#">(409) 839-8778</a>
---------------------------------	---------------------------------	---



Hope Women's Resource Clinic	Hope Women's Resource Clinic	<a href="#">3740 Laurel,</a> <a href="#">Beaumont, TX 77707</a> <a href="#">(409) 898-4005</a>
------------------------------	------------------------------	--



Harvest House	Harvest House	<a href="#">3395 Highland Ave,</a> <a href="#">Beaumont , TX 77705</a>
---------------	---------------	---



409-790-0798 




**Habitat for Humanity of Jefferson County**  
Habitat for Humanity of Jefferson Cou...  
610 Trinity,   
Beaumont, TX 77701  
(409) 832-5853 



  
**Greater Beaumont Chamber of Commerce**  
1110 Park Street,   
Beaumont, TX 77701-3004  
(409) 838-6581   
[Visit Website](#) 



**Goodwill Industries of Southeast Texas, Inc.**  
Goodwill Industries of Southeast Texa...  
3445 Phelan, Suite 200,   
Beaumont, TX 77707  
(409) 838-9911 



**Golden Triangle Chapter of the Links, Incorporated**  
Golden Triangle Chapter of the Links,...  
8045 Palmetto Dunes Cir,   
Beaumont, TX 77707  
(409) 782-2734 

**Golden Triangle Baptist Network**  
Golden Triangle Baptist Network  
555 N. 10th Street,   
Beaumont, TX 77702  
(409) 832-1110 

**Girl's Haven, Inc.**  
[Girl's Haven, Inc.](#)  
3380 Fannin Street,   
Beaumont, TX 77701  
(409) 832-6223   
[Visit Website](#) 

**Garth House, Mickey Mehaffy Children's Advocacy Program Inc.**  
Garth House, Mickey Mehaffy Children'...  
1895 McFaddin,   
Beaumont, TX 77701  
(409) 838-9084 

**First Baptist Church**  
First Baptist Church  
3739 North Major Drive,   
Beaumont, TX 77713  
(409) 833-1426 

**Family Services of Southeast Texas**  
Family Services of Southeast Texas  
3550 Fannin,   
Beaumont, TX 77701  
(409) 833-2668 

Discovery Learning Center, LLC	Discovery Learning Center, LLC	<a href="#">6130 Muela Creek Drive, Beaumont, TX 77706</a> <a href="#">(409) 718-7217</a>
Digital Workforce Academy	Digital Workforce Academy	<a href="#">5091 Rolfe Christopher Dr, Suite #117, Beaumont, TX 77705</a> <a href="#">(409) 982-0522</a>
Delta Sigma Theta Sorority, Beaumont ...	Delta Sigma Theta Sorority, Beaumont Alumnae Chapter	<a href="#">P. O. Box 20599, Beaumont, TX 77720</a> <a href="#">(409) 291-9114</a>
Crisis Center of Southeast Texas, Inc...	Crisis Center of Southeast Texas, Inc.	<a href="#">700 North St., Suite 18, Beaumont, TX 77701</a> <a href="#">(409) 832-6530</a>
Crime Stoppers of Southeast Texas 409...	Crime Stoppers of Southeast Texas 409-833-TIPS	<a href="#">700 North, Beaumont, Texas 77704</a> <a href="#">(409) 333-4088</a>
Creative Corrections Education Founda...	Creative Corrections Education Foundation	<a href="#">6545 Calder Ave., Beaumont, TX 77706</a> <a href="#">(409) 861-2536</a>
Creative Corrections	Creative Corrections	<a href="#">6675 Calder, Beaumont, TX 77706</a> <a href="#">(409) 866-9920</a>
Communities In Schools, Southeast Tex...	Communities In Schools, Southeast Texas, Inc.	<a href="#">350 Pine St., Ste 418, Beaumont, TX 77701</a> <a href="#">(409) 951-1880</a>
College Street Health Care Center	College Street Health Care Center	<a href="#">4150 College Street, Beaumont, TX 77707</a> <a href="#">(409) 842-2244</a> <a href="#">Visit Website</a>

<a href="#">Christus Southeast Texas Foundation</a>	<b>Christus Southeast Texas Foundation</b>	<a href="#">2830 Calder, Beaumont, TX 77702</a> <a href="#">(409) 899-7555</a> <a href="#">Visit Website</a>
---	--	--

<b>CHRISTUS Preventive Medicine</b>	<b>CHRISTUS Preventive Medicine</b>	<a href="#">5875 North Major Drive, Beaumont, TX 77713</a> <a href="#">(409) 236-8678</a>
-------------------------------------	-------------------------------------	--

<a href="#">Cheddar's Casual Cafe</a>	<b>Cheddar's Casual Cafe</b>	<a href="#">3815 IH-10 South, Beaumont, TX 77705</a> <a href="#">(409) 840-5333</a>
---------------------------------------	------------------------------	--

<b>Catholic Charities of Southeast Texas</b>	<b>Catholic Charities of Southeast Texas</b>	<a href="#">2780 Eastex Freeway, Beaumont, TX 77703</a> <a href="#">(409) 924-4400</a>
--	--	---

<b>CASA of Southeast Texas</b>	<b>CASA of Southeast Texas</b>	<a href="#">2449 Calder Avenue, Beaumont, TX 77702-1919</a> <a href="#">(409) 832-2272</a>
--------------------------------	--------------------------------	---

<b>Cajun Country Cookers Inc.</b>	<b>Cajun Country Cookers Inc.</b>	<a href="#">902 Bowie St., Beaumont, TX 77701</a> <a href="#">(409) 832-4170</a>
-----------------------------------	-----------------------------------	---

<b>Buckner Children &amp; Family Services</b>	<b>Buckner Children &amp; Family Services</b>	<a href="#">9055 Manion Drive, Beaumont, TX 77706</a> <a href="#">(409) 866-0976</a>
---	---	---

<b>Boys Haven of America, Inc</b>	<b>Boys Haven of America, Inc</b>	<a href="#">3655 North Major Drive, Beaumont, TX 77713</a> <a href="#">(409) 866-2400 X 124</a>
-----------------------------------	-----------------------------------	--

<b>Bob Hope School</b>	<b>Bob Hope School</b>	<a href="#">4545 Hwy 73, Port Arthur, TX 77642</a> <a href="#">(409) 983-3244</a>
------------------------	------------------------	--



Big Thicket Association/Neches River ...	<b>Big Thicket Association/Neches River Adventures</b>	<a href="#">700 North Street, Suite 79, Beaumont, TX 77701</a> <a href="#">(409) 790-5399</a>
--	--	--

Better Business Bureau Serving Southe...	<b>Better Business Bureau Serving Southeast Texas</b>	<a href="#">550 Fannin Street, Suite 100, Beaumont, TX 77701-3101</a> <a href="#">(409) 835-5348</a>
--	---	---

Benign Essential Blepharospasm Resear...	<b>Benign Essential Blepharospasm Research Foundation, Inc.</b>	<a href="#">755 South 11th Street, Suite 211, Beaumont, TX 77702</a> <a href="#">(409) 832-0788</a>
--	---	--

Ben Rogers I Have A Dream Program	<b>Ben Rogers I Have A Dream Program</b>	<a href="#">PO Box 7434, Beaumont, TX 77726</a> <a href="#">(409) 832-1999</a>
-----------------------------------	--	---

Beaumont Products & Services	<b>Beaumont Products &amp; Services</b>	<a href="#">1305 Washington Boulevard, Beaumont, TX 77705</a> <a href="#">(409) 832-8849</a>
------------------------------	---	---

Beaumont Main Street	<b>Beaumont Main Street</b>	<a href="#">505 Orleans, Suite 103, Beaumont, TX 77701</a> <a href="#">(409) 838-2202</a>
----------------------	-----------------------------	--

Beaumont Housing Authority	<b>Beaumont Housing Authority</b>	<a href="#">1890 Laurel St., Beaumont, TX 77701</a> <a href="#">(409) 951-7200</a>
----------------------------	-----------------------------------	---

Beaumont Heritage Society	<b>Beaumont Heritage Society</b>	<a href="#">2240 Calder Ave., Beaumont, TX 77701</a> <a href="#">409-832-4010</a>
---------------------------	----------------------------------	--

Beaumont Founders Lions Club	<b>Beaumont Founders Lions Club</b>	<a href="#">4265 Cooledge, Beaumont, TX 77706</a> <a href="#">(409) 504-1572</a>
------------------------------	-------------------------------------	---

Beaumont Elks Lodge 311	<b>Beaumont Elks Lodge 311</b>	<a href="#">11431 Highway 90, Beaumont TX 77713</a>
-------------------------	--------------------------------	---

Beaumont Elks Lodge 311		<a href="#">Beaumont, TX 77722</a> (409) 866-4318
Beaumont Community Players	Beaumont Community Players	<a href="#">4155 Laurel St., Beaumont, TX 77707</a> (409) 833-4664
Beaumont Children's Museum	Beaumont Children's Museum	<a href="#">Beaumont Civic Center 701 Main St., Beaumont, TX 77701</a> (409) 347-7919
Babe Didrikson Zaharias Foundation	Babe Didrikson Zaharias Foundation	<a href="#">2135 Brewton Circle, Beaumont, TX 77706</a> (409) 782-0222
Associated General Contractors of Southeast Texas	Associated General Contractors of Southeast Texas	<a href="#">5458 Avenue A, Beaumont, TX 77705-6402</a> (409) 835-6661
Art Museum of Southeast Texas	Art Museum of Southeast Texas	<a href="#">500 Main Street, Beaumont, TX 77701</a> (409) 832-3432
Apartment Association of Southeast Texas	Apartment Association of Southeast Texas	<a href="#">7770 Gladys Ste B, Beaumont, TX 77706</a> (409) 899-4455
Anayat House, Inc.	Anayat House, Inc.	<a href="#">1025 N. 14th Street, Beaumont, TX 77702</a> (409) 833-0649
American Red Cross of Southeast and Deep East Texas	American Red Cross of Southeast and Deep East Texas	<a href="#">505 Milam, Beaumont, TX 77701</a> (409) 832-1644
Alcohol & Drug Abuse Council of Deep East Texas	Alcohol & Drug Abuse Council of Deep East Texas	<a href="#">6450 Concord, Beaumont, TX 77708</a> (409) 600-2427

[Business Directory](#) / [Events Calendar](#) / [Hot Deals](#) / [Job Postings](#) / [Contact Us](#) / [Weather](#)



Printed courtesy of bmtcoc.org – Contact the Greater Beaumont Chamber of Commerce for more information.  
1110 Park Street, Beaumont, TX 77701 – (409) 838-6581 – chamber@bmtcoc.org

# Health Care




← Results Found: 77



Acadian Ambulance Service	<b>Acadian Ambulance Service</b>	3720 Corley, <u>Beaumont, TX 77701</u> (409) 833-3800
Advanced Cardiovascular Specialists	<b>Advanced Cardiovascular Specialists</b>	<u>755 N. 11th Street, Suite P2200,</u> <u>Beaumont, TX 77702</u> (409) 892-1192
<u>Affinity Hospice</u>	<b>Affinity Hospice</b>	<u>755 S. 11th Street, Suite 205,</u> <u>Beaumont, TX 77701</u> (409) 299-4626 <a href="#">Visit Website</a>
Altus Homecare	<b>Altus Homecare</b>	<u>3180 College St.,</u> <u>Beaumont, TX 77701</u> (409) 835-2828
<u>Anesthesia Associates</u>	<b>Anesthesia Associates</b>	<u>755 North 11th Street, Suite P3600,</u> <u>Beaumont, TX 77702</u> (409) 838-5214 <a href="#">Visit Website</a>
<u>Arden Place of Beaumont</u>	<b>Arden Place of Beaumont</b>	<u>4195 Milam,</u> <u>Beaumont, TX 77707</u> (409) 842-4550 <a href="#">Visit Website</a>
Arola Chiropractic & Acupuncture, PLL...	<b>Arola Chiropractic &amp; Acupuncture, PLLC</b>	<u>2606 Dowlen RD,</u> <u>Beaumont, Texas 77706</u> (409) 866-4325
Audibel Hearing Aid Center	<b>Audibel Hearing Aid Center</b>	<u>5475 Highway 105,</u> <u>Beaumont, TX 77708</u> (409) 892-8840

Baptist Hospitals of Southeast Texas	<b>Baptist Hospitals of Southeast Texas</b>	<a href="#">3080 College, Beaumont, TX 77701</a> <a href="#">(409) 212-5000</a>
--------------------------------------	---	--

Baptist Rheumatology Center	<b>Baptist Rheumatology Center</b>	<a href="#">740 Hospital Drive #150, Beaumont, TX 77701</a> <a href="#">(409) 212-5115</a>
-----------------------------	------------------------------------	---

<a href="#">Beaumont Emergency Center</a>	<b>Beaumont Emergency Center</b> Beaumont Emergency Center is a freestanding, full-service Emergency Department open 24/7 to treat all of your emergencies without the wait. We serve all communities ...	<a href="#">4004 College St., Beaumont, TX 77707</a> <a href="#">(409) 840-4004</a> <a href="#">Visit Website</a>
---	--	---

<a href="#">Beaumont ISD Career &amp; Technical Educa...</a>	<b>Beaumont ISD Career &amp; Technical Education (CTE)</b> Education, Industry-Based Certifications, Work-Based Learning, Practicums/Internships	<a href="#">2330 North Street, Beaumont, TX 77702</a> <a href="#">(409) 617-5217</a> <a href="#">Visit Website</a>
--	---	--


Beaumont Nursing and Rehab	<b>Beaumont Nursing and Rehab</b>	<a href="#">1175 Denton Street, Beaumont, Texas 77707</a> <a href="#">(409) 842-3120</a>
----------------------------	-----------------------------------	---

<a href="#">Beaumont Pediatric Center, PLLC</a>	<b>Beaumont Pediatric Center, PLLC</b>	<a href="#">3127 College Street, Beaumont, TX 77701</a> <a href="#">(409) 899-1433</a> <a href="#">Visit Website</a>
---	--	--



Best Hospice Care of Texas	<b>Best Hospice Care of Texas</b>	<a href="#">3120 Fannin Street, Beaumont, TX 77701</a> <a href="#">(409) 356-9271</a>
----------------------------	-----------------------------------	--



Beyond Words, PLLC	<b>Beyond Words, PLLC</b>	<a href="#">6755 Phelan Blvd., #38, Beaumont, TX 77706</a> <a href="#">409-554-0689</a>
--------------------	---------------------------	--



Blood and Plasma Research, Inc.	<b>Blood and Plasma Research, Inc.</b>	<a href="#">85 North 23rd Street, Beaumont, TX 77707-2469</a> <a href="#">(409) 835-7268</a>
---------------------------------	--	---



Blue Cross and Blue Shield of Texas, ...	Blue Cross and Blue Shield of Texas, Inc.	<a href="#">2615 Calder, Suite 700, Beaumont, TX 77702</a> <a href="tel:(409)896-0100">(409) 896-0100</a>
Bonne Vie	Bonne Vie	<a href="#">8595 Medical Center Blvd., Port Arthur, TX 77640</a> <a href="tel:(409)721-8600">(409) 721-8600</a>
<a href="#">Brookdale Dowlen Oaks</a>	Brookdale Dowlen Oaks	<a href="#">2250 N Dowlen Rd, Beaumont, TX 77706</a> <a href="tel:(409)866-8090">(409) 866-8090</a> <a href="#">Visit Website</a>
Business Health Partners	Business Health Partners	<a href="#">3749 Hwy 69, Beaumont, TX 77705</a> <a href="tel:(409)291-4858">(409) 291-4858</a>
<a href="#">Christus Hospital - St Elizabeth's Ou...</a>	Christus Hospital - St Elizabeth's Outpatient Pavilion	<a href="#">755 North 11th St., Beaumont, TX 77702</a> <a href="tel:(409)899-8549">(409) 899-8549</a> <a href="#">Visit Website</a>
<a href="#">Christus Minor Care- Beaumont</a>	Christus Minor Care- Beaumont	<a href="#">3939 Dowlen Rd Ste. 19, Beaumont, TX 77706</a> <a href="tel:(409)899-7800">(409) 899-7800</a> <a href="#">Visit Website</a>
<a href="#">Christus Orthopedic Specialty Center-...</a>	Christus Orthopedic Specialty Center-Beaumont Bone & Joint	<a href="#">3650 Laurel Street, Beaumont, TX 77707-2287</a> <a href="tel:(409)838-0346">(409) 838-0346</a> <a href="#">Visit Website</a>
<a href="#">Christus Southeast Texas Bariatric Ce...</a>	Christus Southeast Texas Bariatric Center	<a href="#">3030 North Street Ste. 340, Beaumont, TX 77702</a> <a href="tel:(409)839-5673">(409) 839-5673</a> <a href="#">Visit Website</a>
	CHRISTUS Southeast Texas Health System	<a href="#">2830 Calder Avenue, Beaumont, TX 77702</a> <a href="tel:(409)892-7171">(409) 892-7171</a> <a href="#">Visit Website</a>




<a href="#"><u>CHRISTUS Wilton P. Hebert Health &amp; We...</u></a>	<b>CHRISTUS Wilton P. Hebert Health &amp; Wellness Center</b>	<p> <a href="#"><u>3030 North St., Beaumont, TX 77702</u></a> </p> <p> <a href="#"><u>(409) 899-7777</u></a> </p> <p> <a href="#"><u>Visit Website</u></a> </p>
<b>Cobb Family Chiropractic</b>	<b>Cobb Family Chiropractic</b>	<p> <a href="#"><u>3965 Phelan Blvd., Ste 109, Beaumont, TX 77707</u></a> </p> <p> <a href="#"><u>(409) 835-7676</u></a> </p>
<a href="#"><u>Compassion Healthcare</u></a>	<b>Compassion Healthcare</b>	<p> <a href="#"><u>3442 Eastex Freeway, Beaumont, TX 77703</u></a> </p> <p> <a href="#"><u>(409) 835-8357</u></a> </p> <p> <a href="#"><u>Visit Website</u></a> </p>
<b>Dauphin Women's Center</b>	<b>Dauphin Women's Center</b>	<p> <a href="#"><u>740 Hospital Dr. #140, Beaumont, TX 77701</u></a> </p> <p> <a href="#"><u>(409) 212-7950</u></a> </p>
<b>DiscoveResearch, Inc</b>	<b>DiscoveResearch, Inc</b>	<p> <a href="#"><u>3515 Fannin, Suite 102, Beaumont, TX 77701</u></a> </p> <p> <a href="#"><u>(409) 813-1190</u></a> </p>
<a href="#"><u>Dowlen Medical Center</u></a>	<b>Dowlen Medical Center</b>	<p> <a href="#"><u>2342 Dowlen, Beaumont, TX 77706</u></a> </p> <p> <a href="#"><u>(409) 861-0000</u></a> </p> <p> <a href="#"><u>Visit Website</u></a> </p>
<b>Endoscopy Center of Southeast Texas</b>	<b>Endoscopy Center of Southeast Texas</b>	<p> <a href="#"><u>950 North 14th Street, Beaumont, TX 77702</u></a> </p> <p> <a href="#"><u>(409) 833-5555</u></a> </p>
<b>Enhance Wellness</b>	<b>Enhance Wellness</b>	<p> <a href="#"><u>3515 Fannin Ste 105, Beaumont, TX 77701</u></a> </p> <p> <a href="#"><u>(409) 853-1000</u></a> </p>
<a href="#"><u>Exceptional Emergency Center - Beaumo...</u></a>	<b>Exceptional Emergency Center - Beaumont</b>	<p> <a href="#"><u>4755 Eastex Fwy., Beaumont, Texas 77706</u></a> </p> <p> <a href="#"><u>(409) 924-0055</u></a> </p> <p> <a href="#"><u>Visit Website</u></a> </p>



Eye Centers of Southeast Texas	<b>Eye Centers of Southeast Texas</b>	<a href="#">3345 Plaza 10 Drive, Ste. B, Beaumont, TX 77707</a>  <a href="#">(409) 833-0444</a> 
--------------------------------	---------------------------------------	---



Eye Centers of Southeast Texas, L.L.P...	<b>Eye Centers of Southeast Texas, L.L.P.</b>	<a href="#">3129 College Street, Beaumont, TX 77701-4649</a>  <a href="#">(409) 838-3725</a> 
--	---	--



Golden Triangle NeuroCare, L.L.P.	<b>Golden Triangle NeuroCare, L.L.P.</b>	<a href="#">2965 Harrison Street, Suite 111, Beaumont, TX 77702-1108</a>  <a href="#">(409) 898-7800</a> 
-----------------------------------	--	--



Gulf Coast Orthodontic Specialists	<b>Gulf Coast Orthodontic Specialists</b>	<a href="#">3190 North Street, Beaumont, TX 77702</a>  <a href="#">(409) 924-0002</a> 
------------------------------------	---	--

<a href="#">Harbor Home Health</a>	<b>Harbor Home Health</b>	<a href="#">3130 Stagg Drive, Beaumont, TX 77701</a>  <a href="#">(409) 835-1670</a>  <a href="#">Visit Website</a> 
------------------------------------	---------------------------	---

Harbor Hospice of Beaumont	<b>Harbor Hospice of Beaumont</b>	<a href="#">2450 N. Major Drive, Beaumont, TX 77713</a>  <a href="#">(409) 840-5640</a> 
----------------------------	-----------------------------------	---

Heart to Heart Hospice of the Gulf Co...	<b>Heart to Heart Hospice of the Gulf Coast</b>	<a href="#">550 Fannin Street, Suite 1200, Beaumont, TX 77701</a>  <a href="#">(409) 813-1028</a> 
--	---	---

Jay C. Proctor, M.D.	<b>Jay C. Proctor, M.D.</b>	<a href="#">6450 Folsom Drive, Beaumont, TX 77706</a>  <a href="#">(409) 835-0524</a> 
----------------------	-----------------------------	---

Jefferson County Medical Society	<b>Jefferson County Medical Society</b>	<a href="#">Homebased,</a>  <a href="#">(409) 924-0499</a> 
----------------------------------	---	--

	<b>Jefferson Nursing and Rehabilitation Center</b>	<a href="#">3840 Pointe Parkway,</a> 
--	--	--



<a href="#"><u>Jefferson Nursing and Rehabilitation ...</u></a>		<a href="#"><u>Beaumont, TX 77708</u></a> <a href="#"><u>(409) 892-6811</u></a> <a href="#"><u>Visit Website</u></a>
---	--	--

Jerry L. Burd, D.D.S., Inc.	Jerry L. Burd, D.D.S., Inc.	<a href="#"><u>3555 Delaware Street, Beaumont, TX 77706</u></a> <a href="#"><u>(409) 898-3388</u></a>
-----------------------------	-----------------------------	--

Joel Lane Smith, D.D.S.	Joel Lane Smith, D.D.S.	<a href="#"><u>4330 Calder Avenue, Beaumont, TX 77706-4631</u></a> <a href="#"><u>(409) 895-0089</u></a>
-------------------------	-------------------------	---

<a href="#"><u>Kindred Hospice</u></a>	Kindred Hospice	<a href="#"><u>8050 Eastex Fwy., Beaumont, TX 77708</u></a> <a href="#"><u>(409) 924-0085</u></a> <a href="#"><u>Visit Website</u></a>
--	-----------------	--

<a href="#"><u>King's Pharmacy of Beaumont</u></a>	King's Pharmacy of Beaumont	<a href="#"><u>3610 N. Major Drive, Beaumont, TX 77713</u></a> <a href="#"><u>(409) 860-0040</u></a> <a href="#"><u>Visit Website</u></a>
--	-----------------------------	---

<a href="#"><u>Legacy Community Health</u></a>	Legacy Community Health	<a href="#"><u>450 N. 11th St., Beaumont, TX 77702</u></a> <a href="#"><u>(409) 242-2577</u></a> <a href="#"><u>Visit Website</u></a>
--	-------------------------	---

<a href="#"><u>Legacy Dental of Beaumont</u></a>	Legacy Dental of Beaumont	<a href="#"><u>6480 Eastex Fwy., Ste. A, Beaumont, TX 77708</u></a> <a href="#"><u>(409) 241-8383</u></a> <a href="#"><u>Visit Website</u></a>
--	---------------------------	--

Lovoi & Sons Pharmacy, Inc.	Lovoi & Sons Pharmacy, Inc.	<a href="#"><u>3480 Fannin Street, Beaumont, TX 77701-3878</u></a> <a href="#"><u>(409) 833-7538</u></a>
-----------------------------	-----------------------------	---

<a href="#"><u>Magnolia Manor - Cantex Health Care C...</u></a>	Magnolia Manor - Cantex Health Care Center	<a href="#"><u>4400 Gulf, Groves, TX 77619</u></a> <a href="#"><u>(409) 962-5785</u></a> <a href="#"><u>Visit Website</u></a>
---	--	---

	New Path Health & Wellness	<a href="#"><u>4749 Odom Rd.</u></a>
--	----------------------------	--------------------------------------

<a href="#"><u>New Path Health &amp; Wellness</u></a>		<a href="#"><u>Beaumont, TX 77706</u></a> <a href="tel:(409)200-2220"><u>(409) 200-2220</u></a> <a href="#"><u>Visit Website</u></a>
---	--	--

Occupational Medical Care	Occupational Medical Care	<a href="#"><u>1323 S. 27th Street, Suite 100, Nederland, Texas 77627</u></a> <a href="tel:(409)727-2334"><u>(409) 727-2334</u></a>
---------------------------	---------------------------	--

<a href="#"><u>Partners in Primary Care</u></a>	Partners in Primary Care	<a href="#"><u>4015 Dowlen Rd., Beaumont, Texas 77706</u></a> <a href="tel:(409)978-9041"><u>(409) 978-9041</u></a> <a href="#"><u>Visit Website</u></a>
---	--------------------------	--

Perez Total Wellness	Perez Total Wellness	<a href="#"><u>2450 Liberty, USA, TX 77702</u></a> <a href="tel:(346)262-5535"><u>(346) 262-5535</u></a>
----------------------	----------------------	---

Planet Fitness - Beaumont	Planet Fitness - Beaumont	<a href="#"><u>6430 Eastex Freeway, Beaumont, TX 77708</u></a> <a href="tel:(409)299-5560"><u>(409) 299-5560</u></a>
---------------------------	---------------------------	---























<a href="#"><u>Post Acute Medical Rehabilitation Hos...</u></a>	Post Acute Medical Rehabilitation Hospital of Beaumont	<a href="#"><u>3340 Plaza 10 Blvd, Beaumont, TX 77707</u></a> <a href="tel:(409)835-0835"><u>(409) 835-0835</u></a> <a href="#"><u>Visit Website</u></a>
---	--	--




Prescription Mart	Prescription Mart	<a href="#"><u>6388 Folsom Drive, Beaumont, TX 77706</u></a> <a href="tel:(409)866-6271"><u>(409) 866-6271</u></a>
-------------------	-------------------	---




<a href="#"><u>Priority 1 Solutions</u></a>	Priority 1 Solutions	<a href="#"><u>8595 Broussard Road, Beaumont, TX 77713</u></a> <a href="tel:1-409-550-0077"><u>1-409-550-0077</u></a>
---	----------------------	--



Profile by Sanford	Profile by Sanford	<a href="#"><u>4046 B Dowlen Rd., Beaumont, TX 77706</u></a> <a href="tel:(409)600-8901"><u>(409) 600-8901</u></a>
--------------------	--------------------	---



	Promptu Immediate Care	<a href="#"><u>4046 Dowlen Rd., Beaumont, TX 77706</u></a>
--	------------------------	--



<a href="#"><u>Promptu Immediate Care</u></a>	Urgent Care centers located in Beaumont and Port Arthur. Accepting most insurances as well as Medicare, Tricare and Workers Compensation	<a href="tel:(409)225-5924">(409) 225-5924</a> 
<a href="#"><u>Revivify Medical Spa</u></a>	<b>Revivify Medical Spa</b>	<a href="#"><u>3560 Delaware Street, Suite 107, Beaumont, TX 77706</u></a>  <a href="tel:(409)347-7976">(409) 347-7976</a>  <a href="#">Visit Website</a> 
<a href="#"><u>Riceland Healthcare</u></a>	<b>Riceland Healthcare</b>	<a href="#"><u>85 IH 10 North, Suite 111, Beaumont, TX 77707</u></a>  <a href="tel:(409)842-1112">(409) 842-1112</a>  <a href="#">Visit Website</a> 
<a href="#"><u>Southeast Texas Air Rescue</u></a>	<b>Southeast Texas Air Rescue</b>	<a href="#"><u>2900 North Street, Suite 408, Beaumont, TX 77701</u></a>  <a href="tel:(409)460-8148">(409) 460-8148</a> 
<a href="#"><u>Southeast Texas Gastroenterology Asso...</u></a>	<b>Southeast Texas Gastroenterology Associates, P.A.</b>	<a href="#"><u>950 North 14th Street, Suite 100, Beaumont, TX 77702-1112</u></a>  <a href="tel:(409)833-5858">(409) 833-5858</a>  <a href="#">Visit Website</a> 
<a href="#"><u>Spindletop Center</u></a>	<b>Spindletop Center</b>	<a href="#"><u>655 South 8th Street, Beaumont, TX 77701</u></a>  <a href="tel:(409)784-5400">(409) 784-5400</a>  <a href="#">Visit Website</a>  
<a href="#"><u>Spindletop Hill Nursing and Rehabil...</u></a>	<b>Spindletop Hill Nursing and Rehabilitation</b>	<a href="#"><u>1020 S. 23rd Street, Beaumont, Texas 77707</u></a>  <a href="tel:(409)842-9700">(409) 842-9700</a> 
<a href="#"><u>Sunrise Rehab and Recovery for Vetera...</u></a>	<b>Sunrise Rehab and Recovery for Veterans</b>	<a href="#"><u>1106 N Interstate 35, San Marcos, TX 78666</u></a>  <a href="tel:(337)242-4115">(337) 242-4115</a> 
<a href="#"><u>Texas State Optical</u></a>	<b>Texas State Optical</b>	<a href="#"><u>5910 Muela Creek Dr. Suite A, Beaumont, TX 77706</u></a>  <a href="tel:(409)899-9999">(409) 899-9999</a> 



<p><a href="#"><u>The Medical Center of Southeast Texas</u></a></p>	<p><b>The Medical Center of Southeast Texas</b></p> <p>The Medical Center of Southeast Texas is a provider of leading-edge, quality healthcare services in a family-friendly environment. With two locations serving the Southeast ...</p>	<p><a href="#"><u>2555 Jimmy Johnson Blvd, Port Arthur, TX 77640</u></a> </p> <p><a href="#"><u>(409) 724-7389</u></a> </p> <p><a href="#"><u>Visit Website</u></a> </p>
---	--	--

<p><a href="#"><u>The Medical Center of Southeast Texas...</u></a></p>	<p><b>The Medical Center of Southeast Texas - Beaumont Campus</b></p> <p>The Medical Center of Southeast Texas Beaumont Campus is dedicated to providing leading-edge, exceptional emergency, surgical and diagnostic services to the Southeast Texas ...</p>	<p><a href="#"><u>6025 Metropolitan Drive, Beaumont, TX 77706</u></a> </p> <p><a href="#"><u>(409) 617-7700</u></a> </p> <p><a href="#"><u>Visit Website</u></a> </p>
--	---	--

<p>Triangle Area Network</p>	<p><b>Triangle Area Network</b></p>	<p><a href="#"><u>1495 N. 7th, Beaumont, TX 77702</u></a> </p> <p><a href="#"><u>(409) 832-3377</u></a> </p>
------------------------------	-------------------------------------	--

<p>TSO of Beaumont</p>	<p><b>TSO of Beaumont</b></p>	<p><a href="#"><u>138 Gateway, Beaumont, TX 77701</u></a> </p> <p><a href="#"><u>(409) 835-2041</u></a> </p>
------------------------	-------------------------------	---

<p>Victory Medical Equipment, Inc.</p>	<p><b>Victory Medical Equipment, Inc.</b></p>	<p><a href="#"><u>3442 Eastex Fwy., Ste. A, Beaumont, TX 77703</u></a> </p> <p><a href="#"><u>(337) 580-8209</u></a> </p>
--	---	---

<p>WEAVER AND JAYNES DENTISTRY PLLC</p>	<p><b>WEAVER AND JAYNES DENTISTRY PLLC</b></p>	<p><a href="#"><u>3590 Blackmon Lane, Suite 1, Beaumont, TX 77706</u></a> </p> <p><a href="#"><u>(409) 898-8602</u></a> </p>
---	--	--

[Business Directory](#) / [Events Calendar](#) / [Hot Deals](#) / [Job Postings](#) / [Contact Us](#) / [Weather](#)



Printed courtesy of bmtcoc.org – Contact the Greater Beaumont Chamber of Commerce for more information.  
1110 Park Street, Beaumont, TX 77701 – (409) 838-6581 – chamber@bmtcoc.org

## Hospice

<b>Beaumont</b>	<b>Location</b>	<b>Phone No.</b>	<b>Fax No.</b>	<b>Insurance</b>
Affinity Hospice	755 S. 11 <sup>th</sup> St. Ste. 205 Bmt. TX 77701	409-299-4626		
Amedisys Hospice	350 Pine St. Suite 755 Beaumont, TX 77701	409-239-0022	409-540-2584	
Altus Hospice	3821 Stagg Dr. Beaumont, TX 77701	409-832-4582	409-832-6345	All
Best Hospice	3800 Highway 365, Suite 137, Port Arthur, TX	409-356-9271	409-299-3409	All
Harbor Hospice	2450 North Major Drive, Beaumont, TX	409-840-5640 409-981-1800	409-840-5643	
Buckner Hospice	7080 Calder Avenue, Beaumont Tx 77706	409-866-0400	409-866-0461	Contact is Wendy
Compassion Care Hospice (Allen Ayers)	2528 Calder Ave. Beaumont, TX 77702	409-835-8357	409-835-8327	On file
Gentiva ( <i>formerly Odyssey Healthcare</i> )-Dr Fowler med dir	8050 E. TX. Freeway Beaumont, TX	409-924-0085	409-924-0448	All
Heart to Heart Hospice	550 Fannin Street Beaumont, TX 77701	409-813-1028		
Hospice Plus	2615 Calder Suite 660, Beaumont, TX, 77702	409-832-6700	409-832-6703	All (in network w/ BCBS, United, Medicare & Medicaid)
Intrepid USA Hospice @ Home	87 I-10 N. suite101 Bmt. TX	409-373-5001	409-291-5492	
Professional Healthcare	2533 Calder Ave. Beaumont, TX 77701	409-212-0205	409-212-0208	
Riceland Hospice	1420 West	409-842-1112	409-840-	Medicare77707, BCBS &

	Cardinal Drive Beaumont, TX 77705		4104	any priv.
Heart of Texas	2688 Calder Ave. Beaumont, TX 77702	409-832-3311	409-832- 3312	All insurance Non funded
Southeast Texas Hospice	912 W. Cherry Orange, TX 77631	409 886 0622	409 886 0623	
Texas Home Health Hospice	5683 Eastex Frwy Beaumont, TX 77706	409-899-1152	409-898- 0155 1-888-400- 5092 (main)	All (some ins. Don't refer in networks)
Trinity Hospice	Edison Plaza Suite 711 Bmt. TX 77701	Theresa Nolan 409-504-8197		
Texas Total Care Hospice	940 West Freeway Vidor, TX 77662	409-769-3414 1-888-226- 1849	409-769- 3769	Medicare, Care Plus, Care Improvement, VA- Tricare
<b>Orange</b>	<b>Location</b>	<b>Phone No.</b>	<b>Fax No.</b>	<b>Insurance</b>
Southeast Texas Hospice	912 W. Cherry Orange, TX	409-886-0622	409-886- 0623	Contracts w/ all
<b>Woodville</b>	<b>Location</b>	<b>Phone No.</b>	<b>Fax No.</b>	<b>Insurance</b>
1 <sup>st</sup> Quality Hospice, LLC	716 West Bluff Woodville, TX 75979	409-331-9909	409-331- 9913	
<b>Hemphill</b>	<b>Location</b>	<b>Phone No.</b>	<b>Fax No.</b>	<b>Insurance</b>
River City Hospice	170 Main Street, Ste B Hemphill, TX 75948	409-787-1500	409-787- 1501	Medicare/Medicaid private insurances
<b>Jasper</b>	<b>Location</b>	<b>Phone No.</b>	<b>Fax No.</b>	<b>Insurance</b>
Affinity Hospice	Jasper	409-384-5995	936-639- 2629	
River City Hospice	2014 S. Wheeler Jasper, Tx	409 383 0788	409-383- 0780	Medicare/Medicaid private insurances
<b>Chambers County</b>	<b>Location</b>	<b>Phone No.</b>	<b>Fax No.</b>	<b>Insurance</b>
A-Med Comm. Hospice	Out of Texas City	409-935-0169	409-933- 1770	All
<b>Baytown</b>	<b>Location</b>	<b>Phone No.</b>	<b>Fax No.</b>	<b>Insurance</b>
<b>Conroe</b>	<b>Location</b>	<b>Phone No.</b>	<b>Fax No.</b>	<b>Insurance</b>
Odyssey Health Care of Conroe	100 I-45 N. Ste 240	936-788-7707	936-788- 7709	All ins. Except Humana (by case)

<b>Friendswood</b>	<b>Location</b>	<b>Phone No.</b>	<b>Fax No.</b>	<b>Insurance</b>
Vitas Healthcare of TX	211 E. Parkwood Ste. 108	713-663-7777		
<b>Houston</b>	<b>Location</b>	<b>Phone No.</b>	<b>Fax No.</b>	<b>Insurance</b>
A-Med Comm Hospice	3535 Briarpark Dr.	1-800-377-7260		
American Hospice	7322 Southwest Frwy. Ste. 570	713-995-5929		
American Hospice	8401 Westheimer	713-339-3577		
Christus St. Joseph	1404 St. Joseph Pkwy	713-655-7284		
Compassionate Care Hospice of Houston, LLC	2020 N. Loop W. Ste. 140	713-667-3247		
East Harris County Hospice Services, LLC	1313 Holland Ave. Ste. 2	713-450-4500		
Heartland Home Health (Care and Hospice)	13310 Beamer Ste. E	281-484-9696		
Hospice Alpha	3505 Sage Rd. Ste. 160	713-899-6083		
Hospice Care Team	540 Normandy St.	713-453-8862		
Hospice Preferred Choice	427 W. 20 <sup>th</sup> Ste. 603	713-864-2626		
Houston Hospice	5206 FM 1960 W	281-587-2218		
Houston Hospice	1905 Holcombe Blvd	713-467-7423		
Houston Hospice and Palliative Care	8811 Gaylord Ste. 100	713-468-2441		
Life's Solutions Hospice Care	8989 Westheimer	713-821-3000		
Odyssey Healthcare of Houston	2636 S. Loop W. Ste. 210	713-592-5600		
Prayer of Jabez Hospice	9800 Northwest Frwy	713-290-1746		
Vitas Care Family Hospice	701 N. Post Oak Road	713-290-1746		
Vitas Healthcare	4828 Loop Central Dr	713-663-7777		

Vitas Healthcare of TX	3845 FM 1960 Ste. 390	281-895-6351		
Vitas Healthcare of TX	303 Lantern Bend Dr.	832-249-6977		
Vitas Healthcare of TX	777 N. Post Oak Rd.	713-263-9493		
<b>Humble</b>	<b>Location</b>	<b>Phone No.</b>	<b>Fax No.</b>	<b>Insurance</b>
Northeast Hospice Service	9813 Memorial Blvd	281-540-7852		
<b>Katy</b>	<b>Location</b>	<b>Phone No.</b>	<b>Fax No.</b>	<b>Insurance</b>
Katy Hospice	810 S. Mason Rd. Ste. 303	281-347-5690		
<b>Kingwood</b>	<b>Location</b>	<b>Phone No.</b>	<b>Fax No.</b>	<b>Insurance</b>
Grace Hospice of Texas	2807 King Crossing Dr. Ste. 342	281-361-6032		
<b>Lake Jackson</b>	<b>Location</b>	<b>Phone No.</b>	<b>Fax No.</b>	<b>Insurance</b>
Helping Hands & Hearts Hospice	418 Plantation Dr.	979-297-3775		
Hospice Care Team	107 West Wat Ste. 29	979-297-6043		
<b>League City</b>	<b>Location</b>	<b>Phone No.</b>	<b>Fax No.</b>	<b>Insurance</b>
Regency Hospice	2800 W. Main St. Ste. C	281-557-7429		
<b>Texas City</b>	<b>Location</b>	<b>Phone No.</b>	<b>Fax No.</b>	<b>Insurance</b>
A-Med Community Hospice	8901 Emmett F. Lawry	409-935-0169		
Hospice Care Team	1708 Amburn Rd. Ste. C	409-938-0070		
<b>Tomball</b>	<b>Location</b>	<b>Phone No.</b>	<b>Fax No.</b>	<b>Insurance</b>
Lighthouse Hospice	14011 Park Dr. Ste. 201	281-290-7727		

You have the right to choose your provider for your hospice needs. The following list of providers may include licensed and/or non-licensed facilities/providers in our surrounding area. Our hospital and its employees do not approve or recommend any of the listed providers, but only issue this list of providers who have requested to be on this list in order to help patients and families thoroughly examine and investigate any facilities or providers before use or placement. We will assist patients and their families at discharge with the decisions that they make for their further care and treatment by making referrals to the provider of your choice when possible. If you live outside the local area, we may be able to assist in finding a provider in an area per your request. In addition, there may be other providers that are recommended to you through your insurance carrier. If you need more information before making a decision please ask your Case Manager or Social Worker to assist you.



**Long Term Acute Care Hospital (LTACH)**

<b>LTACH</b>	<b>Location</b>	<b>Phone No.</b>	<b>Fax No.</b>
Dubuis Hospital	2830 Calder Ave. Beaumont, TX. 77702	409-899-7680 CM:7276 Nell:409-720-7210	409-899-8158
	524 Dr. Micheael E. Debakey Drive Lake Charles, LA 70605	337-491-7752	337-491-7586
Mid Jefferson LTACH	2600 HWY 365 Nederland, TX 77627	409-726-8800 Nikki:409-554-5480	409-726-8878
	860 South 8 <sup>th</sup> Street, Beaumont, TX, 77701	409-347-8227	
Meadow Brook Specialty House	Lafayette, LA	337-232-1905	337-261-1601
Triumph Hospital	Central Line	713-691-6556	713-884-3154
	Baytown	281-420-7800	281-420-7835
	Channelview	832-200-5500	832-200-1030 832-200-1031
	North Houston	832-200-6000	832-200-3140
	N.W. Houston	832-249-2700	281-583-0890
	S.W. Houston	281-275-6000	281-491-7255
Texas Specialty Hospital	Houston, TX	713-640-2400	713-644-7514
Select Specialty Hospital	Houston Heights	713-802-8182	713-802-8626
	Medical Center	713-520-9595	713-520-7394
Nexus Specialty Hospital	Woodlands, TX	281-364-0317 713-482-3385	713-482-3217
Kindred Hospital	Pasedena	713-473-9700	713-473-0990
	Houston	713-790-0500	713-790-1457
	N.W. Houston	281-517-1002	281-517-1005
Health Bridge (Age 21 & younger)	Houston	713-724-3344 281-293-7774	281-293-8117
Cornerstone	Bellaire	713-295-5300	713-295-2862
	Clear Lake	281-332-3322	281-338-1095
	Austin	512-706-1904	512-706-1912
	Sulphur, LA	800-559-1999	337-310-6049

*Baptist Hospitals of Southeast Texas honors and respects patient and family preferences when they are expressed, and when possible, gives patients the freedom to choose among participating Medicare providers of post hospital care services.*

## SKILLED NURSING FACILITIES

<b>Beaumont</b>	<b>Location</b>		<b>Phone No.</b>	<b>Fax No.</b>	<b>Insurance</b>	<b>Hospice</b>
Calderwoods (Doesn't take Medicaid)	7080 Calder 77706		SNF 409- 861-1123	409-861- 1002 409-861- 8469	Medicare & Priv. Pay	On site (Buckner) & Harbor (1x contracts w/ Altus & New Century)
Beaumont Healthcare Center	795 Lindbergh 77707		SNF 409- 842-2228	409-842- 2874	On file Medicare, Medicaid, TXHS & most priv., Humana, Tricare,usfhp	Harbor & Altus
Beaumont Nursing and Rehabilitation	1175 Denton Drive 77707		SNF 409- 842-3120	409-840- 5698 Ins.accepted Aetna Amerigroup Health Smt. Texan Plus	MCR,MCD Care Improv.+, NPX, CIGNA, Humana, Sterling, Superior HP groups, Tricare for life, BCBS	Afinity Altus Amed Best Compassion Heart of TX Heart to Heart Hospice Plus Kindred
Spindletop Hill (Formerly Clairmont)	1020 South 23rd 77707		SNF 409- 842-9700	409-842- 1829	On file Medicare, TXHS	Harbor, Altus, Odyssey, River City, New Century
College Healthcare Center	4150 College St. 77707		SNF 409- 842-2244	409-842- 3399	Medicare, Medicaid, Tx plus, Humana, Tricare,usfhp	River City, Harbor & Altus
Arden Place (Formerly The Oaks of Beaumont)	4195 Milam 77707	Dr Quraishi, Dr Blahey, Dr Levine follows his hospice	SNF 409- 842-4550	<u>E-Fax</u> 682-268- 4608	On file	Altus & Harbor Best Hospice Hospice Plus Kindred
Spring Creek Nursing and Rehabilitation	2660 Brickyard Road 77703		SNF 409- 892-1533	409-892- 1405	By case	Altus, Compassion, Harbor, Cosmos
Summer Place Nursing & Rehab	2485 S. Major Drive 77707		409-861- 4611 409-673-	409-861- 4632	Medicare, Medicaid, AETNA, TXHS,	

## SKILLED NURSING FACILITIES

			8234 Venus White Cell		Humana, USFHP & Care Improv+ Most BC plans	Girling, Harbor & River City (1x contracts)
Jefferson Nursing and Rehabilitation Center	3840 Pointe Parkway 77706		409-892- 6811	409-896- 5025 409-347- 0965	Care Improv+, Humana, BCBS, AETNA & TX+	Harbor & New Century
<b>Groves</b>	<b>Location</b>		<b>Phone No.</b>	<b>Fax No.</b>	<b>Insurance</b>	<b>Hospice</b>
Magnolia Manor	4400 Gulf 77619		409-962- 5785	409-962- 2944	All Ins. But Cigna	Altus, Odyssey & River City (1x contracts)
Oak Grove Nursing Home	6230 Warren 77619		409-963- 1266	409-962- 9622	Work w/ most	Harbor, Odyssey & Altus
<b>Port Arthur</b>	<b>Location</b>		<b>Phone No.</b>	<b>Fax No.</b>	<b>Insurance</b>	<b>Hospice</b>
Bonne Vie	8595 Medical Center Blvd		409-721- 8600 Melanie Cell 409-365- 4036	866-436- 6895		
Cascades at Port Arthur (formerly Gulf Healthcare)	6600 9 <sup>th</sup> Ave 77642		409-962- 5541	409-962- 4550	On file	Contract w/ any
Senior Rehabilitation & Skilled Nursing Center	8825 Lamplighter 77642		409-727- 1651	409-727- 2767	Most Can do 1x contract (i.e United)	New Century, Altus
<b>Orange</b>	<b>Location</b>		<b>Phone No.</b>	<b>Fax No.</b>	<b>Insurance</b>	<b>Hospice</b>
Pinehurst Nursing & Rehabilitation	3000 Cardinal Drive 77630		409-886- 8677 Joel Watts, Administrator / Admissions contact (cell # 988-6504)	409-883- 9844	On file	On file
The Meadows of Orange	4201 FM 105 77630		409-745- 8085 Venus 409- 673-8234	409-883- 9203	By case Medicare, TXHS	Indiv. contracts w/ all

## SKILLED NURSING FACILITIES

<b>Vidor</b>	<b>Location</b>		<b>Phone No.</b>	<b>Fax No.</b>	<b>Insurance</b>	<b>Hospice</b>
Oakwood Manor Nursing Home	225 S. Main 77662		409-769-3692 409-769-5697	409-769-1390	All Ins. But Cigna	River City, TX Total Care, Harbor & Odyssey
Vidor Health & Rehab	470 Moore Street 77662		409-769-2454	409-769-9324	On file	Altus & Odyssey
<b>Kountze</b>	<b>Location</b>		<b>Phone No.</b>	<b>Fax No.</b>	<b>Insurance</b>	<b>Hospice</b>
Kountze Nursing Center	Hwy. 1293 77625		409-246-3418 Natasha Brown (adm coord.) 409-790-5122	409-246-2129	TXHS, TX+, USFHP & BCBS (all insurances w/ approval)	Altus, Harbor, Professional & Odyssey
<b>Lumberton</b>	<b>Location</b>		<b>Phone No.</b>	<b>Fax No.</b>	<b>Insurance</b>	<b>Hospice</b>
Village Creek Rehabilitation & Nursing Center	705 N. Main 77657		409-755-0100	409-755-4200	Medicare, Medicaid & Humana contracted provider, Molina and United Medicaid Star, Medicare Advantage and Medicaid Star Plus PAS.	Altus, Odyssey, Harbor, Compassion, Compassionate Care, TX Home Health Hospice, River City & Lakes Area
<b>Silsbee</b>	<b>Location</b>		<b>Phone No.</b>	<b>Fax No.</b>	<b>Insurance</b>	<b>Hospice</b>
Pine Arbor	705 FM 418 W 77656		409-385-0033 Natasha Brown (adm coord.) 409-790-5122	409-385-8116	TXHS, TX+, USFHP & BCBS (all insurances w/ approval)	All (same as Kountze)
Silsbee Convalescent Center	1105 FM 418 77656		409-385-3784	409-385-0808	Same as Magnolia Manor & Oakwood	Odyssey, Harbor, Altus & Compassionate Care (1x contracts)
Silsbee Oaks Health Care	920 East Ave. L 77656		409-385-5571	409-385-3285	No network-run ins. Benefit profile	TX Home Health Hospice & Odyssey (1x contracts)
<b>Jasper</b>	<b>Location</b>		<b>Phone No.</b>	<b>Fax No.</b>	<b>Insurance</b>	<b>Hospice</b>
Rayburn	144 Bulldog		409-381-	409-381-	Medicare-no	Lakes Area,

## SKILLED NURSING FACILITIES

Healthcare and Rehabilitation	Ave. 75951		8500	8515	supplements	Affinity, Odyssey & Harbor
Timber lake Health Care Center	315 W. Gibson 75951		409-384-5768	409-381-8774	Humana, BCBS, MCR, MCD	Harbor, River City, Odyssey & Lakes Area
<b>Kirbyville</b>	<b>Location</b>		<b>Phone No.</b>	<b>Fax No.</b>	<b>Insurance</b>	<b>Hospice</b>
Avalon Place	700 N. Herndon 75956		409-423-6111	409-423-5807 409-423-6355	Humana, BCBS, TXHS (in process) & contracts out of network	River City, TX Home Health Hospice, Lakes Area, Odyssey, Harbor & Affinity (LT/1x contracts)
<b>Winnie</b>	<b>Location</b>		<b>Phone No.</b>	<b>Fax No.</b>	<b>Insurance</b>	<b>Hospice</b>
Arboretum Nursing & Rehabilitation Center of Winnie	1215 Hwy 124 77665		409-296-8200	409-296-8212	Humana, Care Improv.+, BCBS, Physicians Mutual, MCR, MCD	Odyssey & Harbor
<b>Newton</b>	<b>Location</b>		<b>Phone No.</b>	<b>Fax No.</b>	<b>Insurance</b>	<b>Hospice</b>
Shady Acres Nursing Home	405 Shady Acres Lane 75966		409-379-8912	409-379-2851	By case	Lakes Area, Odyssey & Harbor
<b>Woodville</b>	<b>Location</b>		<b>Phone No.</b>	<b>Fax No.</b>	<b>Insurance</b>	<b>Hospice</b>
Dogwood Trail Manor	76 Hwy 190 W 75979		409-283-8147	<b>409-283-3919</b>	On file	On file
Woodville Health & Rehab	102 N. Beach Street 75979		409-283-2555	409-283-8446	On file	Odyssey, Affinity, Lakes Area & Harbor (1x contracts)
<b>Cleveland</b>	<b>Location</b>		<b>Phone No.</b>	<b>Fax No.</b>	<b>Insurance</b>	<b>Hospice</b>
Cleveland Healthcare (Trach & Dialysis pts & in house dialysis as needed)	903 East Houston 77327		281-593-3737	281-593-3762	On file	Rose of TX Hospice, TriCare & Odyssey
<b>Liberty</b>	<b>Location</b>		<b>Phone No.</b>	<b>Fax No.</b>	<b>Insurance</b>	<b>Hospice</b>
Magnolia Place Nursing Home	1620 Magnolia 77575		936-336-8844	936-336-5316	By case	Embracing Hospice, Contreres, New Century, Odyssey,

**SKILLED NURSING FACILITIES**

						Professional, Faith & Family & Harbor
Liberty Health Care	1206 N. Travis 77575		936-336- 7247	888-965- 6034	On file	Odyssey, Profession, Compassionate Care, Altus & AMed

## Rehab Units & O/P Therapy and Wound Care

<b>Inpatient Rehab</b>	<b>Location</b>	<b>Phone No.</b>	<b>Fax No.</b>
Baptist Rehab	3080 College St. Beaumont, TX 77701	409-212-7530	409-212-7531
Post-Acute Medical	3395 Plaza 10 Dr. #A Beaumont, TX 77707	409-835-0835	866-533-0630
Kate Dishman		409-899-8380	409-899-8381
SETX Medical Rehab	2555 Jimmy Johnson Blvd. 5 <sup>th</sup> Floor Port Arthur, TX 77640	409-853-5737 409-853-5732	888-839-6646 409-853-5731
Baton Rouge Rehab	Baton Rouge, LA	225-927-0567 225-231-3008 (IP Admit)	225-231-3003

<b>Outpatient Rehab</b>	<b>Location</b>	<b>Phone No.</b>	<b>Fax No.</b>
Baptist Rehab	Beaumont, TX	409-212-7530	409-212-7531
Bayside Community	Anahuac, TX	409-267-4126	
Golden Triangle Physical Therapy	Beaumont, TX	409-813-1920	409-813-1486
Moorman & Associates O/P Therapy	Beaumont, TX	409-835-0033	409-835-0213
Thera Specialist O/P Therapy	Jasper, TX	409-384-7041	409-384-7064
<b>Outpatient Wound Care</b>	<b>Location</b>	<b>Phone No.</b>	<b>Fax No.</b>
Wound Healing Center	Beaumont, TX	409-212-6121	409-838-6779

# Transportation

Keyword

All Categories...




Q go



← Results Found: 15






<a href="#">Beaumont Business Music, Inc.</a>	<b>Beaumont Business Music, Inc.</b>	<a href="#">2484 West Cardinal Drive, Suite 3, Beaumont, TX 77705-4721</a> <a href="#">(409) 842-5982</a>
Cat5 Resources, LLC	<b>Cat5 Resources, LLC</b>	<a href="#">3004 Nederland Avenue, Nederland, TX 77627</a> <a href="#">(409) 241-8071</a>
Corvette Specialists	<b>Corvette Specialists</b>	<a href="#">12359 Hwy 90, Beaumont, TX 77713</a> <a href="#">(409) 866-7506</a>
Cowboy Harley-Davidson	<b>Cowboy Harley-Davidson</b>	<a href="#">1150 IH-10 South, Beaumont, TX 77701</a> <a href="#">(409) 840-6969</a>
<a href="#">Deep South Productions</a>	<b>Deep South Productions</b>	<a href="#">3284 Carbide Drive, Sulphur, LA 70665</a> <a href="#">(337) 626-2235</a> <a href="#">Visit Website</a>
Grease Monkey Midwest, LLC	<b>Grease Monkey Midwest, LLC</b>	<a href="#">3610 W. Lucas, Beaumont, TX 77706</a> <a href="#">(409) 892-4747</a>
<a href="#">Gulf Coast Audio</a>	<b>Gulf Coast Audio</b>	<a href="#">1265 I-10 South, Beaumont, TX 77701</a> <a href="#">(409) 838-5522</a> <a href="#">Visit Website</a>
<a href="#">Infinity Connections, Inc.</a>	<b>Infinity Connections, Inc.</b>	<a href="#">11085 Eastex Fwy, Ste. B, Beaumont, TX 77701</a> <a href="#">(409) 860-0333</a> <a href="#">Visit Website</a>







<a href="#"><u>LSJ Trucking, Inc.</u></a>	<b>LSJ Trucking, Inc.</b>	<a href="#"><u>5020 Fannett Rd., Beaumont, TX 77705</u></a>  <a href="tel:(409)728-9597"><u>(409) 728-9597</u></a>  <a href="#"><u>Visit Website</u></a> 
---	---------------------------	--



Moran-Gulf Shipping Agencies, Inc.	<b>Moran-Gulf Shipping Agencies, Inc.</b>	<a href="#"><u>2615 Calder, Beaumont, TX 77702</u></a>  <a href="tel:(409)722-9393"><u>(409) 722-9393</u></a> 
------------------------------------	---	---

<a href="#"><u>PV Rentals</u></a>	<b>PV Rentals</b>	<a href="#"><u>1210 N Memorial Fwy., Nederland, TX 77627</u></a>  <a href="tel:(832)570-2823"><u>(832) 570-2823</u></a>  <a href="#"><u>Visit Website</u></a> 
-----------------------------------	-------------------	---

Sabine Pilots Service, Inc.	<b>Sabine Pilots Service, Inc.</b>	<a href="#"><u>5148 West Parkway, Groves, TX 77619</u></a>  <a href="tel:(409)722-3126"><u>(409) 722-3126</u></a> 
-----------------------------	------------------------------------	---

Southwest Building Systems	<b>Southwest Building Systems</b>	<a href="#"><u>809 Hwy 327 East, Silsbee, TX 77656</u></a>  <a href="tel:(409)385-3971"><u>(409) 385-3971</u></a> 
----------------------------	-----------------------------------	---

The Belt Source	<b>The Belt Source</b>	<a href="#"><u>875 Dixie Drive, Beaumont, TX 77707</u></a>  <a href="tel:(409)860-9393"><u>(409) 860-9393</u></a> 
-----------------	------------------------	---

<a href="#"><u>Trans-Global Solutions, Inc.</u></a>	<b>Trans-Global Solutions, Inc.</b>	<a href="#"><u>1735 W. Cardinal Dr., Beaumont, TX 77705</u></a>  <a href="tel:(409)727-4801"><u>(409) 727-4801</u></a> 
---	-------------------------------------	--

[Business Directory](#) / [Events Calendar](#) / [Hot Deals](#) / [Job Postings](#) / [Contact Us](#) / [Weather](#)



Printed courtesy of bmtcoc.org – Contact the Greater Beaumont Chamber of Commerce for more information.  
 1110 Park Street, Beaumont, TX 77701 – (409) 838-6581 – chamber@bmtcoc.org



# INFORMATION GAPS

# Information Gaps

- While the following information gaps exist in the health data section of this report, please note that every effort was made to compensate for these gaps in the interviews conducted by Community Hospital Corporation.
  - This assessment seeks to address the community’s health needs by evaluating the most current data available. However, published data inevitably lags behind due to publication and analysis logistics.
  - Due to smaller population numbers and the general rural nature of Jefferson and Orange Counties, 1-year estimates for the majority of data indicators are statistically unreliable. Therefore, sets of years were combined to increase the reliability of the data while maintaining the county-level perspective.



# ABOUT COMMUNITY HOSPITAL CORPORATION

# About CHC

---

- Community Hospital Corporation owns, manages and consults with hospitals through three distinct organizations – CHC Hospitals, CHC Consulting and CHC ContinueCare, which share a common purpose of preserving and protecting community hospitals.
- Based in Plano, Texas, CHC provides the resources and experience community hospitals need to improve quality outcomes, patient satisfaction and financial performance. For more information about CHC, please visit the website at: [www.communityhospitalcorp.com](http://www.communityhospitalcorp.com)



---

# APPENDIX

- SUMMARY OF DATA SOURCES
- DATA REFERENCES
- HPSA AND MUA/P INFORMATION
- INTERVIEWEE INFORMATION



# SUMMARY OF DATA SOURCES

# Summary of Data Sources

## • Demographics

- This study utilized demographic data from **Stratasan**.
- The **United States Census Bureau**, provides foreign-born population statistics by county and state; <https://data.census.gov/cedsci/table?q=foreign%20born&tid=ACSDP1Y2019.DP02>.
- This study utilizes data from the **Economic Innovation Group**, which provides distressed community index scores by county and state: <https://eig.org/dci/interactive-map?path=state/>.
- **Data USA** provides access to industry workforce categories at the county and state level: <https://datausa.io/>.
- Food insecurity information is pulled from **Feeding America's Map the Meal Gap**, which provides food insecurity data by county, congressional district and state: <http://map.feedingamerica.org/>.
- This study also used health data collected by the **SparkMap**, a national platform that provides public and custom tools produced by the Center for Applied Research and Engagement Systems (CARES) at the University of Missouri. Data can be accessed at <https://engagementnetwork.org/>.
- The **United States Bureau of Labor Statistics**, Local Area Unemployment Statistics provides unemployment statistics by county and state; <http://www.bls.gov/lau/#tables>.
- The **United States Census Bureau** provides access to transportation data at the county and state level: <https://censusreporter.org/search/>.
- This study also used data collected by the **Small Area Income and Poverty Estimates (SAIPE)**, that provides Supplemental Nutrition Assistance Program (SNAP) Benefits as well as poverty estimates by county and state: <https://www.census.gov/data/datasets/time-series/demo/saipe/model-tables.html>.
- The **Texas Realtors** provides Texas Quarterly Housing Report that include housing prices and trends by market service areas: <https://www.texasrealestate.com/market-research/quarterly-housing-report/>.

## • Health Data

- The **County Health Rankings** are made available by the Robert Wood Johnson Foundation and the University of Wisconsin Population Health Institute. The Rankings measure the health of nearly all counties in the nation and rank them within states. The Rankings are compiled using county-level measures from a variety of national and state data sources. These measures are standardized and combined using scientifically-informed weights. The Rankings are based on a model of population health that emphasizes the many factors that, if improved, can help make communities healthier places to live, learn, work and play. Building on the work of America's Health Rankings, the University of Wisconsin Population Health Institute has used this model to rank the health of Wisconsin's counties every year since 2003; <http://www.countyhealthrankings.org/>.
- The **Centers for Disease Control and Prevention National Center for Health Statistics WONDER Tool** provides access to public health statistics and community health data including, but not limited to, mortality, chronic conditions, and communicable diseases; <http://wonder.cdc.gov/ucd-icd10.html>.
- This study utilizes a 2-county level data from the **Behavioral Risk Factor Surveillance System (BRFSS)**, provided by the Texas Department of Health and Human Services; <https://www.dshs.texas.gov/chs/brfss/>.



# Summary of Data Sources

- **Health Data (continued)**

- This study also used health data collected by the **SparkMap**, a national platform that provides public and custom tools produced by the Center for Applied Research and Engagement Systems (CARES) at the University of Missouri. Data can be accessed at <https://engagementnetwork.org/>.
- The **U.S. Census Bureau's Small Area Health Insurance Estimates** program produces the only source of data for single-year estimates of health insurance coverage status for all counties in the U.S. by selected economic and demographic characteristics. Data can be accessed at <https://www.census.gov/data-tools/demo/sahie/index.html>.
- The **U.S. Department of Health and Human Services Health Resources and Services Administration (HRSA)** provides Medically Underserved Area / Population and Health Professional Shortage Area scores, and can be accessed at: <https://datawarehouse.hrsa.gov/tools/analyzers.aspx>.
- The **Texas Cancer Registry** is a statewide, population-based registry that serves as the foundation for measuring the cancer burden in Texas. Data can be accessed at: <https://www.cancer-rates.info/tx/>.
- The **Texas Health and Human Services** produces a COVID-19 dashboard about vaccinations in Texas. Data can be accessed at: [https://tabexternal.dshs.texas.gov/t/THD/views/COVID-19VaccineinTexasDashboard/Summary?:origin=card\\_share\\_link&:embed=y&:isGuestRedirectFromVizportal=y](https://tabexternal.dshs.texas.gov/t/THD/views/COVID-19VaccineinTexasDashboard/Summary?:origin=card_share_link&:embed=y&:isGuestRedirectFromVizportal=y).
- The **Texas Health and Human Services** produces county-level vulnerability in combination with COVID-19 occurrence. Data can be accessed at: <https://hhs.texas.gov/data/county-level-vulnerability-covid-19-measures>.
- The **Annie E. Casey Foundation** is a private charitable organization, dedicated to helping build better futures for disadvantaged children in the United States. One of their initiatives is the Kids Count Data Center, which provides access to hundreds of measures of child well-being by county and state; <http://datacenter.kidscount.org/>.
- The **Texas Department of State Health Services** provides HIV/STD surveillance for year by year estimates. Data can be accessed at: <https://dshs.texas.gov/hivstd/reports/>.
- The **Centers for Medicare & Medicaid Services, Office of Minority Health** provides public tools to better understand disparities in chronic diseases. Data can be accessed at: <https://data.cms.gov/mapping-medicare-disparities>.

- **Phone Interviews**








- CHC conducted interviews on behalf of BHSET from June 11, 2021 – July 2, 2021.
- Interviews were conducted and summarized by Valerie Hayes, Planning Manager.



# DATA REFERENCES

# Distressed Communities Index

The seven components of the index are:

-  **No High School Diploma**  
Percent of the 25-year-old+ population without a high school diploma or equivalent
-  **Housing Vacancy Rate**  
Percent of habitable housing that is unoccupied, excluding properties that are for seasonal, recreational, or occasional use
-  **Adults Not Working**  
Percent of the prime-age (25-54) population not currently employed
-  **Poverty Rate**  
Percent of the population living under the poverty line
-  **Median Income Ratio**  
Median household income as a percent of metro area median household income (or state, for non-metro areas)
-  **Change in Employment**  
Percent change in the number of jobs from 2014 to 2018
-  **Change in Establishments**  
Percent change in the number of business establishments from 2014 to 2018

PERSONS IN FAMILY/HOUSEHOLD	POVERTY GUIDELINE
1	\$12,880
2	\$17,420
3	\$21,960
4	\$26,500
5	\$31,040
6	\$35,580
7	\$40,120
8	\$44,660

For families/households with more than 8 persons, add \$4,540 for each additional person.



# HPSA AND MUA/P INFORMATION

# Medically Underserved Areas/Populations

## *Background*

- Medically Underserved Areas (MUAs) and Medically Underserved Populations (MUPs) are areas or populations designated by HRSA as having too few primary care providers, high infant mortality, high poverty or a high elderly population.
- MUAs have a shortage of primary care services for residents within a geographic area such as:
  - A whole county
  - A group of neighboring counties
  - A group or urban census tracts
  - A group of county or civil divisions
- MUPs are specific sub-groups of people living in a defined geographic area with a shortage of primary care services. These groups may face economic, cultural, or linguistic barriers to health care. Examples include, but are not limited to:
  - Homeless
  - Low income
  - Medicaid eligible
  - Native American
  - Migrant farmworkers

# Medically Underserved Areas/Populations

## *Background (continued)*

- The Index of Medical Underservice (IMU) is applied to data on a service area to obtain a score for the area. IMU is calculated based on four criteria:
  1. Population to provider ratio
  2. Percent of the population below the federal poverty level
  3. Percent of the population over age 65
  4. Infant mortality rate
- The IMU scale is from 1 to 100, where 0 represents ‘completely underserved’ and 100 represents ‘best served’ or ‘least underserved.’
- Each service area or population group found to have an IMU of 62.0 or less qualifies for designation as a Medically Underserved Area or Medically Underserved Population.

Discipline	MUA/P ID	Service Area Name	Designation Type	Primary State Name	County	Index of Medical Underservice Score	Status	Rural Status	Designation Date	Update Date
Primary Care	1485694769	Orange City	Medically Underserved Area	Texas	Orange County, TX	60.6	Designated	Non-Rural	07/01/2019	07/01/2019
		<b>Component State Name</b>	<b>Component County Name</b>	<b>Component Name</b>	<b>Component Type</b>	<b>Component GEOID</b>	<b>Component Rural Status</b>			
		Texas	Orange	202	Census Tract	48361020200	Non-Rural			
		Texas	Orange	203	Census Tract	48361020300	Non-Rural			
		Texas	Orange	205	Census Tract	48361020500	Non-Rural			
		Texas	Orange	207	Census Tract	48361020700	Non-Rural			
		Texas	Orange	208	Census Tract	48361020800	Non-Rural			
		Texas	Orange	209	Census Tract	48361020900	Non-Rural			
		Texas	Orange	210	Census Tract	48361021000	Non-Rural			
		Texas	Orange	213	Census Tract	48361021300	Non-Rural			
Primary Care	1486907649	LI - Jefferson County	Medically Underserved Population	Texas	Jefferson County, TX	60.0	Designated	Non-Rural	11/29/2019	11/29/2019
		<b>Component State Name</b>	<b>Component County Name</b>	<b>Component Name</b>	<b>Component Type</b>	<b>Component GEOID</b>	<b>Component Rural Status</b>			
		Texas	Jefferson	Jefferson	Single County	48245	Partially Rural			



# Health Professional Shortage Areas

## *Background*

- Health Professional Shortage Areas (HPSAs) are designations that indicate health care provider shortages in:
  - Primary care
  - Dental health
  - Mental health
- These shortages may be geographic-, population-, or facility-based:
  - Geographic Area: A shortage of providers for the entire population within a defined geographic area.
  - Population Groups: A shortage of providers for a specific population group(s) within a defined geographic area (e.g., low income, migrant farmworkers, and other groups)
  - Facilities:
    - Other Facility (OFAC)
    - Correctional Facility
    - State Mental Hospitals
    - Automatic Facility HPSAs (FQHCs, FQHC Look-A-Likes, Indian Health Facilities, HIS and Tribal Hospitals, Dual-funded Community Health Centers/Tribal Clinics, CMS-Certified Rural Health Clinics (RHCs) that meet National Health Service Corps (NHSC) site requirements)

# Health Professional Shortage Areas

## *Background (continued)*

- HRSA reviews these applications to determine if they meet the eligibility criteria for designation. The main eligibility criterion is that the proposed designation meets a threshold ratio for population to providers.
- Once designated, HRSA scores HPSAs on a scale of 0-25 for primary care and mental health, and 0-26 for dental health, with higher scores indicating greater need.

Discipline	HPSA ID	HPSA Name	Designation Type	Primary State Name	County Name	HPSA FTE Short	HPSA Score	Status	Rural Status	Designation Date	Update Date
Mental Health	7483817330	Federal Correctional Complex - Beaumont	Correctional Facility	Texas	Jefferson County, TX	6.92	12	Designated	Non-Rural	11/18/2009	12/20/2018
	<b>Site Name</b>	<b>Site Address</b>	<b>Site City</b>	<b>Site State</b>	<b>Site ZIP Code</b>	<b>County</b>		<b>Rural Status</b>			
	Federal Correctional Complex - Beaumont	6200 Knauth Rd	Beaumont	TX	77705	Jefferson		Non-Rural			
Primary Care	1489492952	Federal Correctional Complex - Beaumont	Correctional Facility	Texas	Jefferson County, TX	3.40	6	Designated	Non-Rural	12/31/2018	12/31/2018
	<b>Site Name</b>	<b>Site Address</b>	<b>Site City</b>	<b>Site State</b>	<b>Site ZIP Code</b>	<b>County</b>		<b>Rural Status</b>			
	Federal Correctional Complex - Beaumont	6200 Knauth Rd	Beaumont	TX	77705	Jefferson		Non-Rural			
Dental Health	6482606496	Federal Correctional Complex - Beaumont	Correctional Facility	Texas	Jefferson County, TX	7.53	6	Designated	Non-Rural	12/31/2018	12/31/2018
	<b>Site Name</b>	<b>Site Address</b>	<b>Site City</b>	<b>Site State</b>	<b>Site ZIP Code</b>	<b>County</b>		<b>Rural Status</b>			
	Federal Correctional Complex - Beaumont	6200 Knauth Rd	Beaumont	TX	77705	Jefferson		Non-Rural			
Primary Care	1487609159	LI - Jefferson County	Low Income Population HPSA	Texas	Jefferson County, TX	16.193	17	Designated	Non-Rural	10/26/2018	08/06/2021
	<b>Component State Name</b>	<b>Component County Name</b>	<b>Component Name</b>	<b>Component Type</b>	<b>Component GEOID</b>		<b>Component Rural Status</b>				
	Texas	Jefferson	Jefferson	Single County	48245		Non-Rural				
Mental Health	7487345123	Orange County	Geographic HPSA	Texas	Orange County, TX	4.14	18	Designated	Non-Rural	10/26/2018	08/06/2021
	<b>Component State Name</b>	<b>Component County Name</b>	<b>Component Name</b>	<b>Component Type</b>	<b>Component GEOID</b>		<b>Component Rural Status</b>				
	Texas	Orange	Orange	Single County	48361		Non-Rural				
Mental Health	7481404641	LI-Jefferson County	Low Income Population HPSA	Texas	Jefferson County, TX	3.06	13	Designated	Non-Rural	09/20/2018	09/10/2021

Discipline	HPSA ID	HPSA Name	Designation Type	Primary State Name	County Name	HPSA FTE Short	HPSA Score	Status	Rural Status	Designation Date	Update Date
	<b>Component State Name</b>		<b>Component County Name</b>	<b>Component Name</b>		<b>Component Type</b>		<b>Component GEOID</b>		<b>Component Rural Status</b>	
	Texas		Jefferson	Jefferson		Single County		48245		Non-Rural	
Primary Care	1483949786	Orange County	Geographic HPSA	Texas	Orange County, TX	10.65	12	Designated	Non-Rural	09/23/2013	09/10/2021
	<b>Component State Name</b>		<b>Component County Name</b>	<b>Component Name</b>		<b>Component Type</b>		<b>Component GEOID</b>		<b>Component Rural Status</b>	
	Texas		Orange	Orange		Single County		48361		Non-Rural	
Primary Care	14899948PU	Triangle Area Network, Inc.	Federally Qualified Health Center	Texas	Jefferson County, TX		22	Designated	Non-Rural	08/01/2015	09/11/2021
	<b>Site Name</b>		<b>Site Address</b>	<b>Site City</b>	<b>Site State</b>	<b>Site ZIP Code</b>		<b>County</b>		<b>Rural Status</b>	
	The Lester Daigle Behavioral Health Center at TAN Healthcare		2365 Interstate 10 E Ste 1	Beaumont	TX	77702-1344		Jefferson		Non-Rural	
	Triangle Area Network		1495 N 7th St	Beaumont	TX	77702-1345		Jefferson		Non-Rural	
	Triangle Area Network -		3737 N 16th St	Orange	TX	77632-4630		Orange		Non-Rural	
	Triangle Area Network - Administration		2365 Interstate 10 E Ste 3	Beaumont	TX	77702-1344		Jefferson		Non-Rural	
	Triangle Area Network Mobile Healthcare		1495 N 7th St	Beaumont	TX	77702-1345		Jefferson		Non-Rural	
Mental Health	74899948NU	Triangle Area Network, Inc.	Federally Qualified Health Center	Texas	Jefferson County, TX		17	Designated	Non-Rural	08/01/2015	09/11/2021

Discipline	HPSA ID	HPSA Name	Designation Type	Primary State Name	County Name	HPSA FTE Short	HPSA Score	Status	Rural Status	Designation Date	Update Date
Dental Health	64899948NQ	Triangle Area Network, Inc.	Federally Qualified Health Center	Texas	Jefferson County, TX		25	Designated	Non-Rural	08/01/2015	09/11/2021
Primary Care	148999485N	Gulf Coast Health Center, Inc.	Federally Qualified Health Center	Texas	Jefferson County, TX		20	Designated	Non-Rural	12/02/2003	09/11/2021

Discipline	HPSA ID	HPSA Name	Designation Type	Primary State Name	County Name	HPSA FTE Short	HPSA Score	Status	Rural Status	Designation Date	Update Date
		<b>Site Name</b>	<b>Site Address</b>	<b>Site City</b>	<b>Site State</b>	<b>Site ZIP Code</b>	<b>County</b>	<b>Rural Status</b>			
		Gulf Coast Health Center - Mobile 1	2548 Memorial Blvd	Port Arthur	TX	77640-2825	Jefferson	Non-Rural			
		Gulf Coast Health Center Inc - Jasper State Street	561 State St	Jasper	TX	75951-5134	Jasper	Rural			
		Gulf Coast Health Center Inc. Orange	610 Strickland Dr Ste 380	Orange	TX	77630-4787	Orange	Non-Rural			
		GULF COAST HEALTH CENTER, INC. - PORT ARTHUR	2548 Memorial Blvd	Port Arthur	TX	77640-2825	Jefferson	Non-Rural			
		GULF COAST HEALTH CENTER, INC. - SILSBEE	755 N 4th St	Silsbee	TX	77656-3802	Hardin	Non-Rural			
		GULF COAST HEALTH CENTER, INC. - WEST SIDE	601 Rev Ransom Howard	Port Arthur	TX	77640	Jefferson	Non-Rural			
		Gulf Coast Health Center, Inc. Mobile Unit	561	Jasper	TX	75951	Jasper	Rural			
Mental Health	748999482F	Gulf Coast Health Center, Inc.	Federally Qualified Health Center	Texas	Jefferson County, TX		19	Designated	Non-Rural	12/02/2003	09/11/2021

Discipline	HPSA ID	HPSA Name	Designation Type	Primary State Name	County Name	HPSA FTE Short	HPSA Score	Status	Rural Status	Designation Date	Update Date
		<b>Site Name</b>	<b>Site Address</b>	<b>Site City</b>	<b>Site State</b>	<b>Site ZIP Code</b>	<b>County</b>	<b>Rural Status</b>			
		Gulf Coast Health Center - Mobile 1	2548 Memorial Blvd	Port Arthur	TX	77640-2825	Jefferson	Non-Rural			
		Gulf Coast Health Center Inc - Jasper State Street	561 State St	Jasper	TX	75951-5134	Jasper	Rural			
		Gulf Coast Health Center Inc. Orange	610 Strickland Dr Ste 380	Orange	TX	77630-4787	Orange	Non-Rural			
		GULF COAST HEALTH CENTER, INC. - PORT ARTHUR	2548 Memorial Blvd	Port Arthur	TX	77640-2825	Jefferson	Non-Rural			
		GULF COAST HEALTH CENTER, INC. - SILSBEE	755 N 4th St	Silsbee	TX	77656-3802	Hardin	Non-Rural			
		GULF COAST HEALTH CENTER, INC. - WEST SIDE	601 Rev Ransom Howard	Port Arthur	TX	77640	Jefferson	Non-Rural			
		Gulf Coast Health Center, Inc. Mobile Unit	561	Jasper	TX	75951	Jasper	Rural			
Dental Health	64899948A7	Gulf Coast Health Center, Inc.	Federally Qualified Health Center	Texas	Jefferson County, TX		25	Designated	Non-Rural	12/02/2003	09/11/2021

Discipline	HPSA ID	HPSA Name	Designation Type	Primary State Name	County Name	HPSA FTE Short	HPSA Score	Status	Rural Status	Designation Date	Update Date
		<b>Site Name</b>	<b>Site Address</b>	<b>Site City</b>	<b>Site State</b>	<b>Site ZIP Code</b>		<b>County</b>	<b>Rural Status</b>		
		Gulf Coast Health Center - Mobile 1	2548 Memorial Blvd	Port Arthur	TX	77640-2825		Jefferson	Non-Rural		
		Gulf Coast Health Center Inc - Jasper State Street	561 State St	Jasper	TX	75951-5134		Jasper	Rural		
		Gulf Coast Health Center Inc. Orange	610 Strickland Dr Ste 380	Orange	TX	77630-4787		Orange	Non-Rural		
		GULF COAST HEALTH CENTER, INC. - PORT ARTHUR	2548 Memorial Blvd	Port Arthur	TX	77640-2825		Jefferson	Non-Rural		
		GULF COAST HEALTH CENTER, INC. - SILSBEE	755 N 4th St	Silsbee	TX	77656-3802		Hardin	Non-Rural		
		GULF COAST HEALTH CENTER, INC. - WEST SIDE	601 Rev Ransom Howard	Port Arthur	TX	77640		Jefferson	Non-Rural		
		Gulf Coast Health Center, Inc. Mobile Unit	561	Jasper	TX	75951		Jasper	Rural		
Primary Care	14899948C2	Legacy Community Health Services, Inc.	Federally Qualified Health Center	Texas	Harris County, TX		21	Designated	Non-Rural	09/30/2005	09/11/2021



Discipline	HPSA ID	HPSA Name	Designation Type	Primary State Name	County Name	HPSA FTE Short	HPSA Score	Status	Rural Status	Designation Date	Update Date
		<b>Site Name</b>	<b>Site Address</b>	<b>Site City</b>	<b>Site State</b>	<b>Site ZIP Code</b>	<b>County</b>	<b>Rural Status</b>			
		Galena Park Middle School	400 Keene St	Galena Park	TX	77547-3200	Harris	Non-Rural			
		Green Valley Elementary	13350 Woodforest Blvd	Houston	TX	77015-2826	Harris	Non-Rural			
		KIPP - Climb	8805 Ferndale	Houston	TX	77017-6515	Harris	Non-Rural			
		KIPP CONNECT	6700 Bellaire Blvd	Houston	TX	77074-4906	Harris	Non-Rural			
		KIPP East End Campus	5402 Lawndale St	Houston	TX	77023-3743	Harris	Non-Rural			
		KIPP Journey	14030 Florence Rd	Sugar Land	TX	77498-3355	Fort Bend	Non-Rural			
		KIPP Legacy Preparatory School	9606 Mesa Dr	Houston	TX	77078-3024	Harris	Non-Rural			
		KIPP Nexus	4211 Watonga Blvd	Houston	TX	77092-5324	Harris	Non-Rural			
		KIPP North Campus	500 Tidwell Rd	Houston	TX	77022-2122	Harris	Non-Rural			
		KIPP SHARP	8430 Westglen Dr	Houston	TX	77063-6312	Harris	Non-Rural			
		KIPP Sharpstown	8440 Westpark Dr	Houston	TX	77063-5808	Harris	Non-Rural			
		KIPP Southwest Campus	10711 Kipp Way Dr	Houston	TX	77099-2675	Harris	Non-Rural			
		KIPP Sunnyside Campus	11000 Scott St	Houston	TX	77047-1500	Harris	Non-Rural			
		KIPP Third Ward Campus	5400 Martin Luther King Blvd	Houston	TX	77021-3010	Harris	Non-Rural			
		KIPP West - Unity	8500 Highway 6 S	Houston	TX	77083-5709	Fort Bend	Non-Rural			
		Legacy - Allen Parkway	2929 Allen Pkwy Ste 2700	Houston	TX	77019-7102	Harris	Non-Rural			
		Legacy Baker Ripley	6500 Rookin St	Houston	TX	77074-5019	Harris	Non-Rural			
		Legacy Bissonnet Street	12667 Bissonnet St	Houston	TX	77099-1331	Harris	Non-Rural			
		Legacy Caroline - Administrative	2808 Caroline St Ste 210	Houston	TX	77004-2759	Harris	Non-Rural			
		Legacy Central Beaumont	450 N 11th St	Beaumont	TX	77702-1804	Jefferson	Non-Rural			
		Legacy Central Beaumont Stagg Dr.	3455 Stagg Dr	Beaumont	TX	77701-4521	Jefferson	Non-Rural			
		Legacy Deer Park	3430 Center St	Deer Park	TX	77536-5056	Harris	Non-Rural			

Discipline	HPSA ID	HPSA Name	Designation Type	Primary State Name	County Name	HPSA FTE Short	HPSA Score	Status	Rural Status	Designation Date	Update Date
	Legacy Fifth Ward Lyons	3811 Lyons Ave	Houston	TX		77020-8306		Harris		Non-Rural	
	Legacy Greater Third Ward Cleburne	2222 Cleburne St # 108	Houston	TX		77004-5177		Harris		Non-Rural	
	Legacy Mapleridge Clinic	6550 Mapleridge St Ste 106	Houston	TX		77081-4629		Harris		Non-Rural	
	Legacy Montrose Clinic	1415 California St	Houston	TX		77006-2602		Harris		Non-Rural	
	Legacy Northside/Northline – North Freeway	5598 North Fwy # A1	Houston	TX		77076-4702		Harris		Non-Rural	
	Legacy San Jacinto	4301 Garth Rd Ste 400	Baytown	TX		77521-3159		Harris		Non-Rural	
	Legacy San Jacinto	4301 Garth Rd Ste 306	Baytown	TX		77521-3158		Harris		Non-Rural	
	Legacy San Jacinto Dental	4301 Garth Rd Ste 302	Baytown	TX		77521-3158		Harris		Non-Rural	
	Legacy Santa Clara Clinic	5616 Lawndale St Ste A108	Houston	TX		77023-3821		Harris		Non-Rural	
	Legacy Sharpstown Rookin	6677 Rookin St	Houston	TX		77074-5015		Harris		Non-Rural	
	Legacy Southwest Clinic	6441 High Star Dr	Houston	TX		77074-5005		Harris		Non-Rural	
	Legacy Wellness Bar	120 Westheimer Rd Ste F	Houston	TX		77006-3332		Harris		Non-Rural	
	Montrose Center Clinic	401 Branard St Rm 300-302	Houston	TX		77006-5015		Harris		Non-Rural	
	North Shore Senior High School	353 N Castlegory Rd	Houston	TX		77049-1739		Harris		Non-Rural	
	YES Prep - Brays Oaks	9000 W Bellfort Ave	Houston	TX		77031-2410		Harris		Non-Rural	
	YES Prep - East End	8329 Lawndale St	Houston	TX		77012-3707		Harris		Non-Rural	
	Yes Prep - East End (New Campus)	8401 Lawndale St	Houston	TX		77012-3709		Harris		Non-Rural	
	YES Prep - North Forest	6602 Winfield Rd	Houston	TX		77050-4704		Harris		Non-Rural	
	Yes Prep - Northside	5215 Jensen Dr	Houston	TX		77026-2514		Harris		Non-Rural	
	Yes Prep - Southeast	353 Crenshaw Rd	Houston	TX		77034-1543		Harris		Non-Rural	

Discipline	HPSA ID	HPSA Name	Designation Type	Primary State Name	County Name	HPSA FTE Short	HPSA Score	Status	Rural Status	Designation Date	Update Date
	YES Prep - Southwest	4411 Anderson Rd	Houston	TX		77053-2307		Harris		Non-Rural	
	YES Prep - White Oak	5620 W Tidwell Rd	Houston	TX		77091-4638		Harris		Non-Rural	
	YES Prep Fifth Ward	1305 Benson St	Houston	TX		77020-4044		Harris		Non-Rural	
	YES Prep Gulfton	6565 De Moss Dr	Houston	TX		77074-5099		Harris		Non-Rural	
	YES Prep North Central	13703 Aldine Westfield Rd	Houston	TX		77039-2001		Harris		Non-Rural	
	YES Prep North Central Elementary	1900 Strawn Rd # 77039	Houston	TX		77039-2017		Harris		Non-Rural	
	YES Prep Northline	5815 Airline Dr	Houston	TX		77076-4922		Harris		Non-Rural	
	YES Prep Southeast Elementary	507 Crenshaw Rd	Pasadena	TX		77504-3729		Harris		Non-Rural	
	YES Prep Southside	5515 South Loop E	Houston	TX		77033-1603		Harris		Non-Rural	
	YES Prep Southside Elementary	5515 South Loop E Ste B	Houston	TX		77033-1603		Harris		Non-Rural	
	YES Prep West	10535 Harwin Dr	Houston	TX		77036-1505		Harris		Non-Rural	
Mental Health	748999483U	Legacy Community Health Services, Inc.	Federally Qualified Health Center	Texas	Harris County, TX		17	Designated	Non-Rural	05/01/2006	09/11/2021

Discipline	HPSA ID	HPSA Name	Designation Type	Primary State Name	County Name	HPSA FTE Short	HPSA Score	Status	Rural Status	Designation Date	Update Date
		<b>Site Name</b>	<b>Site Address</b>	<b>Site City</b>	<b>Site State</b>	<b>Site ZIP Code</b>	<b>County</b>	<b>Rural Status</b>			
		Galena Park Middle School	400 Keene St	Galena Park	TX	77547-3200	Harris	Non-Rural			
		Green Valley Elementary	13350 Woodforest Blvd	Houston	TX	77015-2826	Harris	Non-Rural			
		KIPP - Climb	8805 Ferndale	Houston	TX	77017-6515	Harris	Non-Rural			
		KIPP CONNECT	6700 Bellaire Blvd	Houston	TX	77074-4906	Harris	Non-Rural			
		KIPP East End Campus	5402 Lawndale St	Houston	TX	77023-3743	Harris	Non-Rural			
		KIPP Journey	14030 Florence Rd	Sugar Land	TX	77498-3355	Fort Bend	Non-Rural			
		KIPP Legacy Preparatory School	9606 Mesa Dr	Houston	TX	77078-3024	Harris	Non-Rural			
		KIPP Nexus	4211 Watonga Blvd	Houston	TX	77092-5324	Harris	Non-Rural			
		KIPP North Campus	500 Tidwell Rd	Houston	TX	77022-2122	Harris	Non-Rural			
		KIPP SHARP	8430 Westglen Dr	Houston	TX	77063-6312	Harris	Non-Rural			
		KIPP Sharpstown	8440 Westpark Dr	Houston	TX	77063-5808	Harris	Non-Rural			
		KIPP Southwest Campus	10711 Kipp Way Dr	Houston	TX	77099-2675	Harris	Non-Rural			
		KIPP Sunnyside Campus	11000 Scott St	Houston	TX	77047-1500	Harris	Non-Rural			
		KIPP Third Ward Campus	5400 Martin Luther King Blvd	Houston	TX	77021-3010	Harris	Non-Rural			
		KIPP West - Unity	8500 Highway 6 S	Houston	TX	77083-5709	Fort Bend	Non-Rural			
		Legacy - Allen Parkway	2929 Allen Pkwy Ste 2700	Houston	TX	77019-7102	Harris	Non-Rural			
		Legacy Baker Ripley	6500 Rookin St	Houston	TX	77074-5019	Harris	Non-Rural			
		Legacy Bissonnet Street	12667 Bissonnet St	Houston	TX	77099-1331	Harris	Non-Rural			
		Legacy Caroline - Administrative	2808 Caroline St Ste 210	Houston	TX	77004-2759	Harris	Non-Rural			
		Legacy Central Beaumont	450 N 11th St	Beaumont	TX	77702-1804	Jefferson	Non-Rural			
		Legacy Central Beaumont Stagg Dr.	3455 Stagg Dr	Beaumont	TX	77701-4521	Jefferson	Non-Rural			
		Legacy Deer Park	3430 Center St	Deer Park	TX	77536-5056	Harris	Non-Rural			

Discipline	HPSA ID	HPSA Name	Designation Type	Primary State Name	County Name	HPSA FTE Short	HPSA Score	Status	Rural Status	Designation Date	Update Date
	Legacy Fifth Ward Lyons	3811 Lyons Ave	Houston	TX		77020-8306		Harris		Non-Rural	
	Legacy Greater Third Ward Cleburne	2222 Cleburne St # 108	Houston	TX		77004-5177		Harris		Non-Rural	
	Legacy Mapleridge Clinic	6550 Mapleridge St Ste 106	Houston	TX		77081-4629		Harris		Non-Rural	
	Legacy Montrose Clinic	1415 California St	Houston	TX		77006-2602		Harris		Non-Rural	
	Legacy Northside/Northline – North Freeway	5598 North Fwy # A1	Houston	TX		77076-4702		Harris		Non-Rural	
	Legacy San Jacinto	4301 Garth Rd Ste 400	Baytown	TX		77521-3159		Harris		Non-Rural	
	Legacy San Jacinto	4301 Garth Rd Ste 306	Baytown	TX		77521-3158		Harris		Non-Rural	
	Legacy San Jacinto Dental	4301 Garth Rd Ste 302	Baytown	TX		77521-3158		Harris		Non-Rural	
	Legacy Santa Clara Clinic	5616 Lawndale St Ste A108	Houston	TX		77023-3821		Harris		Non-Rural	
	Legacy Sharpstown Rookin	6677 Rookin St	Houston	TX		77074-5015		Harris		Non-Rural	
	Legacy Southwest Clinic	6441 High Star Dr	Houston	TX		77074-5005		Harris		Non-Rural	
	Legacy Wellness Bar	120 Westheimer Rd Ste F	Houston	TX		77006-3332		Harris		Non-Rural	
	Montrose Center Clinic	401 Branard St Rm 300-302	Houston	TX		77006-5015		Harris		Non-Rural	
	North Shore Senior High School	353 N Castlegory Rd	Houston	TX		77049-1739		Harris		Non-Rural	
	YES Prep - Brays Oaks	9000 W Bellfort Ave	Houston	TX		77031-2410		Harris		Non-Rural	
	YES Prep - East End	8329 Lawndale St	Houston	TX		77012-3707		Harris		Non-Rural	
	Yes Prep - East End (New Campus)	8401 Lawndale St	Houston	TX		77012-3709		Harris		Non-Rural	
	YES Prep - North Forest	6602 Winfield Rd	Houston	TX		77050-4704		Harris		Non-Rural	
	Yes Prep - Northside	5215 Jensen Dr	Houston	TX		77026-2514		Harris		Non-Rural	
	Yes Prep - Southeast	353 Crenshaw Rd	Houston	TX		77034-1543		Harris		Non-Rural	

Discipline	HPSA ID	HPSA Name	Designation Type	Primary State Name	County Name	HPSA FTE Short	HPSA Score	Status	Rural Status	Designation Date	Update Date
	YES Prep - Southwest	4411 Anderson Rd	Houston	TX		77053-2307		Harris		Non-Rural	
	YES Prep - White Oak	5620 W Tidwell Rd	Houston	TX		77091-4638		Harris		Non-Rural	
	YES Prep Fifth Ward	1305 Benson St	Houston	TX		77020-4044		Harris		Non-Rural	
	YES Prep Gulfton	6565 De Moss Dr	Houston	TX		77074-5099		Harris		Non-Rural	
	YES Prep North Central	13703 Aldine Westfield Rd	Houston	TX		77039-2001		Harris		Non-Rural	
	YES Prep North Central Elementary	1900 Strawn Rd # 77039	Houston	TX		77039-2017		Harris		Non-Rural	
	YES Prep Northline	5815 Airline Dr	Houston	TX		77076-4922		Harris		Non-Rural	
	YES Prep Southeast Elementary	507 Crenshaw Rd	Pasadena	TX		77504-3729		Harris		Non-Rural	
	YES Prep Southside	5515 South Loop E	Houston	TX		77033-1603		Harris		Non-Rural	
	YES Prep Southside Elementary	5515 South Loop E Ste B	Houston	TX		77033-1603		Harris		Non-Rural	
	YES Prep West	10535 Harwin Dr	Houston	TX		77036-1505		Harris		Non-Rural	
Dental Health	64899948L1	Legacy Community Health Services, Inc.	Federally Qualified Health Center	Texas	Harris County, TX		25	Designated	Non-Rural	01/09/2006	09/11/2021

Discipline	HPSA ID	HPSA Name	Designation Type	Primary State Name	County Name	HPSA FTE Short	HPSA Score	Status	Rural Status	Designation Date	Update Date
		<b>Site Name</b>	<b>Site Address</b>	<b>Site City</b>	<b>Site State</b>	<b>Site ZIP Code</b>	<b>County</b>	<b>Rural Status</b>			
		Galena Park Middle School	400 Keene St	Galena Park	TX	77547-3200	Harris	Non-Rural			
		Green Valley Elementary	13350 Woodforest Blvd	Houston	TX	77015-2826	Harris	Non-Rural			
		KIPP - Climb	8805 Ferndale	Houston	TX	77017-6515	Harris	Non-Rural			
		KIPP CONNECT	6700 Bellaire Blvd	Houston	TX	77074-4906	Harris	Non-Rural			
		KIPP East End Campus	5402 Lawndale St	Houston	TX	77023-3743	Harris	Non-Rural			
		KIPP Journey	14030 Florence Rd	Sugar Land	TX	77498-3355	Fort Bend	Non-Rural			
		KIPP Legacy Preparatory School	9606 Mesa Dr	Houston	TX	77078-3024	Harris	Non-Rural			
		KIPP Nexus	4211 Watonga Blvd	Houston	TX	77092-5324	Harris	Non-Rural			
		KIPP North Campus	500 Tidwell Rd	Houston	TX	77022-2122	Harris	Non-Rural			
		KIPP SHARP	8430 Westglen Dr	Houston	TX	77063-6312	Harris	Non-Rural			
		KIPP Sharpstown	8440 Westpark Dr	Houston	TX	77063-5808	Harris	Non-Rural			
		KIPP Southwest Campus	10711 Kipp Way Dr	Houston	TX	77099-2675	Harris	Non-Rural			
		KIPP Sunnyside Campus	11000 Scott St	Houston	TX	77047-1500	Harris	Non-Rural			
		KIPP Third Ward Campus	5400 Martin Luther King Blvd	Houston	TX	77021-3010	Harris	Non-Rural			
		KIPP West - Unity	8500 Highway 6 S	Houston	TX	77083-5709	Fort Bend	Non-Rural			
		Legacy - Allen Parkway	2929 Allen Pkwy Ste 2700	Houston	TX	77019-7102	Harris	Non-Rural			
		Legacy Baker Ripley	6500 Rookin St	Houston	TX	77074-5019	Harris	Non-Rural			
		Legacy Bissonnet Street	12667 Bissonnet St	Houston	TX	77099-1331	Harris	Non-Rural			
		Legacy Caroline - Administrative	2808 Caroline St Ste 210	Houston	TX	77004-2759	Harris	Non-Rural			
		Legacy Central Beaumont	450 N 11th St	Beaumont	TX	77702-1804	Jefferson	Non-Rural			
		Legacy Central Beaumont Stagg Dr.	3455 Stagg Dr	Beaumont	TX	77701-4521	Jefferson	Non-Rural			
		Legacy Deer Park	3430 Center St	Deer Park	TX	77536-5056	Harris	Non-Rural			

Discipline	HPSA ID	HPSA Name	Designation Type	Primary State Name	County Name	HPSA FTE Short	HPSA Score	Status	Rural Status	Designation Date	Update Date
	Legacy Fifth Ward Lyons	3811 Lyons Ave	Houston	TX		77020-8306		Harris		Non-Rural	
	Legacy Greater Third Ward Cleburne	2222 Cleburne St # 108	Houston	TX		77004-5177		Harris		Non-Rural	
	Legacy Mapleridge Clinic	6550 Mapleridge St Ste 106	Houston	TX		77081-4629		Harris		Non-Rural	
	Legacy Montrose Clinic	1415 California St	Houston	TX		77006-2602		Harris		Non-Rural	
	Legacy Northside/Northline – North Freeway	5598 North Fwy # A1	Houston	TX		77076-4702		Harris		Non-Rural	
	Legacy San Jacinto	4301 Garth Rd Ste 400	Baytown	TX		77521-3159		Harris		Non-Rural	
	Legacy San Jacinto	4301 Garth Rd Ste 306	Baytown	TX		77521-3158		Harris		Non-Rural	
	Legacy San Jacinto Dental	4301 Garth Rd Ste 302	Baytown	TX		77521-3158		Harris		Non-Rural	
	Legacy Santa Clara Clinic	5616 Lawndale St Ste A108	Houston	TX		77023-3821		Harris		Non-Rural	
	Legacy Sharpstown Rookin	6677 Rookin St	Houston	TX		77074-5015		Harris		Non-Rural	
	Legacy Southwest Clinic	6441 High Star Dr	Houston	TX		77074-5005		Harris		Non-Rural	
	Legacy Wellness Bar	120 Westheimer Rd Ste F	Houston	TX		77006-3332		Harris		Non-Rural	
	Montrose Center Clinic	401 Branard St Rm 300-302	Houston	TX		77006-5015		Harris		Non-Rural	
	North Shore Senior High School	353 N Castlegory Rd	Houston	TX		77049-1739		Harris		Non-Rural	
	YES Prep - Brays Oaks	9000 W Bellfort Ave	Houston	TX		77031-2410		Harris		Non-Rural	
	YES Prep - East End	8329 Lawndale St	Houston	TX		77012-3707		Harris		Non-Rural	
	Yes Prep - East End (New Campus)	8401 Lawndale St	Houston	TX		77012-3709		Harris		Non-Rural	
	YES Prep - North Forest	6602 Winfield Rd	Houston	TX		77050-4704		Harris		Non-Rural	
	Yes Prep - Northside	5215 Jensen Dr	Houston	TX		77026-2514		Harris		Non-Rural	
	Yes Prep - Southeast	353 Crenshaw Rd	Houston	TX		77034-1543		Harris		Non-Rural	



Discipline	HPSA ID	HPSA Name	Designation Type	Primary State Name	County Name	HPSA FTE Short	HPSA Score	Status	Rural Status	Designation Date	Update Date
	YES Prep - Southwest	4411 Anderson Rd	Houston	TX		77053-2307		Harris		Non-Rural	
	YES Prep - White Oak	5620 W Tidwell Rd	Houston	TX		77091-4638		Harris		Non-Rural	
	YES Prep Fifth Ward	1305 Benson St	Houston	TX		77020-4044		Harris		Non-Rural	
	YES Prep Gulfton	6565 De Moss Dr	Houston	TX		77074-5099		Harris		Non-Rural	
	YES Prep North Central	13703 Aldine Westfield Rd	Houston	TX		77039-2001		Harris		Non-Rural	
	YES Prep North Central Elementary	1900 Strawn Rd # 77039	Houston	TX		77039-2017		Harris		Non-Rural	
	YES Prep Northline	5815 Airline Dr	Houston	TX		77076-4922		Harris		Non-Rural	
	YES Prep Southeast Elementary	507 Crenshaw Rd	Pasadena	TX		77504-3729		Harris		Non-Rural	
	YES Prep Southside	5515 South Loop E	Houston	TX		77033-1603		Harris		Non-Rural	
	YES Prep Southside Elementary	5515 South Loop E Ste B	Houston	TX		77033-1603		Harris		Non-Rural	
	YES Prep West	10535 Harwin Dr	Houston	TX		77036-1505		Harris		Non-Rural	
Primary Care	1481864050	CF-Larry Gist State Jail	Correctional Facility	Texas	Jefferson County, TX	1.74	6	Designated	Non-Rural	05/26/2017	05/26/2017
	<b>Site Name</b>	<b>Site Address</b>	<b>Site City</b>	<b>Site State</b>	<b>Site ZIP Code</b>	<b>County</b>		<b>Rural Status</b>			
	CF-Larry Gist State Jail	3295 Fm 3514	Beaumont	TX	77705-7655	Jefferson		Non-Rural			
Mental Health	7486265119	CF-Larry Gist State Jail	Correctional Facility	Texas	Jefferson County, TX	2.12	12	Designated	Non-Rural	05/26/2017	05/26/2017
	<b>Site Name</b>	<b>Site Address</b>	<b>Site City</b>	<b>Site State</b>	<b>Site ZIP Code</b>	<b>County</b>		<b>Rural Status</b>			
	CF-Larry Gist State Jail	3295 Fm 3514	Beaumont	TX	77705-7655	Jefferson		Non-Rural			
Primary Care	1484631859	CF-Mark W. Stiles	Correctional Facility	Texas	Jefferson County, TX	2.91	12	Designated	Non-Rural	08/24/2018	08/24/2018
	<b>Site Name</b>	<b>Site Address</b>	<b>Site City</b>	<b>Site State</b>	<b>Site ZIP Code</b>	<b>County</b>		<b>Rural Status</b>			
	CF-Mark W. Stiles	3060 Fm 3514	Beaumont	TX	77705-7635	Jefferson		Non-Rural			
Mental Health	7487216850	CF-Mark W. Stiles	Correctional Facility	Texas	Jefferson County, TX	1.45	12	Designated	Non-Rural	07/12/2016	08/24/2018

Discipline	HPSA ID	HPSA Name	Designation Type	Primary State Name	County Name	HPSA FTE Short	HPSA Score	Status	Rural Status	Designation Date	Update Date
	Site Name	Site Address	Site City	Site State	Site ZIP Code	County	Rural Status				
	CF-Mark W. Stiles	3060 Fm 3514	Beaumont	TX	77705-7635	Jefferson	Non-Rural				



# INTERVIEWEE INFORMATION

## Baptist Hospitals of Southeast Texas Community Health Needs Assessment Interviewee Information

Name	Title	Organization	Interview Date	County Served	Interviewer	IRS Category			Population Served
						A	B	C	
Thomas Aardahl	Chief Executive Officer/Executive Director	Recovery Council of Southeast Texas	6/18/2021	Multi-county area, including Jefferson and Orange Counties	Valerie Hayes		X		General Public, Behavioral Health
John Adolph	Pastor Board Member	Antioch Baptist Church Baptist Hospitals of Southeast Texas	6/15/2021	Multi-county area, including Jefferson and Orange Counties	Valerie Hayes		X		General Public
Virtue Alexander	Grant Writer/Manager	Community in Schools of Southeast Texas	6/16/2021	Multi-county area, including Jefferson and Orange Counties	Valerie Hayes		X		Youth
Holly Borel	Director	Spindletop	6/22/2021	Multi-county area, including Jefferson and Orange Counties	Valerie Hayes		X		Mental Health, Behavioral Health
Debbie Bridgeman	Community Relations	Beaumont Independent School District	6/25/2021	Jefferson County	Valerie Hayes		X		Youth
Bonnie Brooks	Community Services Outreach Coordinator	Southeast Texas Regional Planning	6/23/2021	Multi-county area, including Jefferson and Orange Counties	Valerie Hayes		X		General Public
Kathy Chessher	Sr. Community Development Manager	American Cancer Society	6/21/2021	Multi-county area, including Jefferson and Orange Counties	Valerie Hayes		X		Vulnerable, Medically Complex
Kenneth Coleman	Executive Director	Beaumont Public Health	6/17/2021	Jefferson County	Valerie Hayes	X			General Public
Garrett Craver	Director of Psychological Services	Baptist Hospitals of Southeast Texas	6/30/2021	Multi-county area, including Jefferson and Orange Counties	Valerie Hayes		X		Mental Health, Behavioral Health
Deborah Drago	Executive Director	Southeast Texas Nonprofit	6/21/2021	Multi-county area, including Jefferson and Orange Counties	Valerie Hayes		X		General Public
Jeff Dyson	Director MBA and Graduate Certificate Programs and Instructor of Management Board Member	Lamar University Baptist Hospitals of Southeast Texas	6/17/2021	Multi-county area, including Jefferson and Orange Counties	Valerie Hayes		X		General Public, Young Adults
Carol Fernandez	Executive Director	Catholic Charities of Southeast Texas	7/2/2021	Multi-county area, including Jefferson and Orange Counties	Valerie Hayes		X		General Public, Underserved

## Baptist Hospitals of Southeast Texas Community Health Needs Assessment Interviewee Information

Name	Title	Organization	Interview Date	County Served	Interviewer	IRS Category			Population Served
						A	B	C	
Stephanie Garsea	Community Relations	Acadian Ambulance	6/16/2021	Jefferson and Hardin Counties	Valerie Hayes		X		General Public
Michael Gillespie	Medical Director of Behavioral Health	Baptist Hospitals of Southeast Texas	6/30/2021	Multi-county area, including Jefferson and Orange Counties	Valerie Hayes		X		General Public, Mental Health, Behavioral Health
Jennifer Haney	Director	Orange County Social Services	6/30/2021	Orange County	Valerie Hayes		X		Youth
Brandon Hebert	Vice President	Acadian Ambulance	6/16/2021	Multi-county area, including Jefferson and Orange Counties	Valerie Hayes		X		General Public
Jessica Hill	Executive Director	Orange County Economic Development	6/29/2021	Orange County	Valerie Hayes		X		General Public
Karyn Husbands	Executive Director	United Way of Jefferson County	6/21/2021	Jefferson County	Valerie Hayes		X		General Public, Underserved
Chester Jourdan	Executive Director	American Red Cross of Southeast and Deep East Texas	7/2/2021	Multi-county area, including Jefferson and Orange Counties	Valerie Hayes		X		General Public, Underserved, Crisis Victims
Carrie Kennedy	Director of Business Operations	Recovery Council of Southeast Texas	6/18/2021	Multi-county area, including Jefferson and Orange Counties	Valerie Hayes		X		General Public, Behavioral Health
Cordella Lyons	Program Coordinator HIV Screening	Baptist Hospitals of Southeast Texas	6/14/2021	Multi-county area, including Jefferson and Orange Counties	Valerie Hayes		X		General Public, Medically Complex
GiGi Mazzola	Executive Director	Cardiovascular Foundation of Southeast Texas	6/23/2021	Jefferson County	Valerie Hayes		X		General Public
Maureen McAlister	Chief Executive Officer	United Way of Orange County	6/28/2021	Orange County	Valerie Hayes		X		General Public, Underserved
Ann Marie McDonald	Chief Program Officer	Alzheimer's Association	6/15/2021	Multi-county area, including Jefferson and Orange Counties	Valerie Hayes		X		Seniors, Elderly
Mary Poole	Consultant	Baptist Hospitals of Southeast Texas	6/11/2021	Multi-county area, including Jefferson and Orange Counties	Valerie Hayes		X		General Public
Kristi Premeaux	Chief Financial Officer	Recovery Council of Southeast Texas	6/18/2021	Multi-county area, including Jefferson and Orange Counties	Valerie Hayes		X		General Public, Behavioral Health

## Baptist Hospitals of Southeast Texas Community Health Needs Assessment Interviewee Information

Name	Title	Organization	Interview Date	County Served	Interviewer	IRS Category			Population Served
						A	B	C	
Mikn Simon	Regional Director	Walgreens Pharmacy	6/24/2021	Multi-county area, including Jefferson and Orange Counties	Valerie Hayes		X		General Public
Vernetta Spivey	Community Relations Coordinator	Legacy Healthcare	6/30/2021	Multi-county area, including Jefferson and Orange Counties	Valerie Hayes		X		Underserved, Low Income, Un/Underinsured
Sharon Whitley	Director	Hardin/Orange County Health Department	6/14/2021	Hardin and Orange Counties	Valerie Hayes	X			General Public
Byron Young	Director of the SmartHeath Clinic	Baptist Hospitals of Southeast Texas	6/24/2021	Multi-county area, including Jefferson and Orange Counties	Valerie Hayes		X		Underserved, Medically Complex

A: Work for a State, local, tribal, or regional governmental public health department (or equivalent department or agency) with knowledge, information, or expertise relevant to the health needs of the community

B: Member of a medically underserved, low-income, and minority populations in the community, or individuals or organizations serving or representing the interests of such populations

C: Community Leaders

Source: Baptist Hospitals of Southeast Texas Community Health Needs Assessment Interviews conducted by Community Hospital Corporation; June 11, 2021 – July 2, 2021.

## **Section 2:**

# **Implementation Plan**

# Baptist Hospitals of Southeast Texas FY 2023 - FY 2025 Implementation Plan

A comprehensive, six-step community health needs assessment (“CHNA”) was conducted for Baptist Hospitals of Southeast Texas (BHSET) by Community Hospital Corporation (CHC). This CHNA utilizes relevant health data and stakeholder input to identify the significant community health needs in Jefferson and Orange Counties in Texas.

The CHNA Team, consisting of leadership from BHSET, met with staff from CHC on December 2, 2021 to review the research findings and prioritize the community health needs. Six significant community health needs were identified by assessing the prevalence of the issues identified from the health data findings combined with the frequency and severity of mentions in community input.

Baptist Hospitals of Southeast Texas participated in a roundtable discussion to rank the community health needs based on three characteristics: size and prevalence of the issue, effectiveness of interventions and the hospital’s capacity to address the need. Through collaboration, engagement and partnership with the community, BHSET will address the following priorities with a specific focus on affordable care and reducing health disparities among specific populations.

The six most significant needs, as ranked during the December 2nd prioritization meeting, are listed below:

- 1.) Prevention, Education and Services to Address High Mortality Rates, Chronic Diseases, Preventable Conditions and Unhealthy Lifestyles
- 2.) Access to Mental and Behavioral Health Care Services and Providers
- 3.) Access to Primary and Specialty Care Services and Providers
- 4.) Increased Emphasis on Education and Awareness of Existing Health Care Resources
- 5.) Continued Focus on COVID-19 Prevention & Response
- 6.) Access to Dental Care Services and Providers

Once this prioritization process was complete, the hospital leadership discussed the results and decided to address five of the prioritized needs in various capacities through a hospital specific implementation plan. This implementation plan addresses the top five of the six needs. “Access to Dental Care Services and Providers” is not addressed largely due to the fact that it is not a core business function of the hospital and the limited capacity of the hospital to address this need.

BHSET leadership has developed the following implementation plan to identify specific activities and services which directly address the top five priorities. The objectives were identified by studying the prioritized health needs, within the context of the hospital’s overall strategic plan and the availability of finite resources. The plan includes a rationale for each priority, followed by objectives, specific implementation activities, responsible leaders, progress, and key results (as appropriate).

The BHSET Board reviewed and adopted the 2022 Community Health Needs Assessment and Implementation Plan on March 28, 2022.



# Priority #1: Prevention, Education and Services to Address High Mortality Rates, Chronic Diseases, Preventable Conditions and Unhealthy Lifestyles

## Rationale:

Data suggests that higher rates of specific mortality causes and unhealthy behaviors warrants a need for increased preventive education and services to improve the health of the community. Heart disease and cancer are the two leading causes of death in Jefferson and Orange Counties. Jefferson and Orange Counties have higher mortality rates than Texas for the following causes of death: heart disease; cancer; Alzheimer's disease; chronic lower respiratory diseases; cerebrovascular disease; accidents (unintentional injuries); diabetes mellitus; nephrotic syndrome and nephrosis; intentional self-harm (suicide); lung and bronchus cancer; and colon & rectum cancer. Additionally, Jefferson County has a higher prostate cancer mortality rate than the state and Orange County has a higher rate of chronic liver disease and cirrhosis than the state.

Both Jefferson and Orange Counties have higher prevalence rates of chronic conditions such as adult diabetes, obesity, arthritis, adult asthma, diabetes for Medicare beneficiaries and high blood pressure for Medicare beneficiaries than the state. Jefferson County has higher prevalence rates of communicable diseases such as chlamydia, gonorrhea, syphilis and HIV than the state. Both counties have higher percentages of residents participating in unhealthy lifestyle behaviors such as smoking and physical inactivity than the state. With regards to maternal and child health, specifically, Jefferson and Orange Counties have higher low birth weight births and higher teen (age 0-19 years) birth rates than the state.

Data suggests that Jefferson and Orange County residents are not appropriately seeking preventive care services, such as timely pap tests and adults (age 18-64) who did not receive their flu vaccine in the past year. Orange County has a lower rate of individuals who received a mammogram when compared to the state. Additionally, both counties have a lower rate of primary care providers per 100,000 persons as compared to the state, and Orange County has a lower rate of dentists per 100,000 persons than the state as well.

Several interviewees noted that there are emerging chronic conditions like obesity, diabetes, heart disease and hypertension in the community. Interviewees expressed concern surrounding the increasing need to address chronic conditions in the area. One interviewee stated: "There are nonprofits in the community attempting to service as many of our residents as they can, but the need is greater than our capacity to serve." Additionally, interviewees discussed limited availability of the built environment as well as wellness opportunities in the area, particularly in Orange County. One interviewee stated: "...the first thing Orange County needs is a hospital, and then we just need education to make sure everyone knows what's available and could get regular health checks that are preventive that would help alleviate more serious problems down the road."

Interviewees also discussed the impact of COVID-19 on prevalence of lung issues like asthma and COPD as well as HIV infections. One interviewee stated: "...we're going to have a higher case rate of HIV and that is because of the interruption with HIV testing over the past year. Right now we are seeing more new cases of HIV and I fear we are going to see more in the younger population." It was mentioned that there is limited awareness and understanding of health care resources and benefits available in minority populations, particularly the Hispanic population. One interviewee stated: "Our Hispanic population doesn't know about the different health care benefits that are available. It's about getting them to be aware and checking on everything and taking those preventive steps." Interviewees also emphasized the disparate rates of chronic conditions in the African American population. One interviewee stated: "We still have an inordinate number of our black community suffering from diabetes, high blood pressure and that's a disparity that's ongoing and we see it. We need to be active in educating where we can."

## Objective:

*Implement programs and provide educational opportunities that seek to address unhealthy lifestyles and behaviors in the community*

Implementation Activity	Responsible Leader(s)	FY 2023		FY 2024		FY 2025	
		Progress	Key Results (As Appropriate)	Progress	Key Results (As Appropriate)	Progress	Key Results (As Appropriate)
<p><b>1.A.</b> BHSET will continue to reach out to the community by offering numerous classes, speakers and other informative activities. Hospital personnel are made available as speakers for civic groups, industrial partners, media appearances, public service announcements and health fairs to address health topics of particular concern to the public.</p>	<p>Director of Marketing</p>	<p><i>Current Examples include:</i>  <i>physician presentation, quarterly community seminars (ex. Bariatrics), Public Service Announcements (PSA) on emergency health issues, Tobacco Awareness programs</i></p>					

Implementation Activity	Responsible Leader(s)	FY 2023		FY 2024		FY 2025	
		Progress	Key Results (As Appropriate)	Progress	Key Results (As Appropriate)	Progress	Key Results (As Appropriate)
<b>1.B.</b> BHSET provides varying support groups and classes to encourage follow-up and continued education for patients during and after an illness. BHSET initiates support groups and educational classes for patients and family members based on demand for the programs.	Director of Marketing	<i>Current Examples include: Stroke Wise Support Group, Bariatrics, Sacred Circle for cancer survivors, Cancer Support Group, Journaling to Health, and Diabetes Education</i>					
<b>1.C.</b> BHSET partners with community organizations to host a variety of free health screenings which can include blood pressure, weight, glucose, pulmonary function, diabetes and heart disease on an as needed basis.	Director of Marketing						
<b>1.D.</b> BHSET will continue to host educational wellness programs with partners in education at respective school campuses on a variety of topics. The programs are provided to both school staff as well as students.	Director of Marketing						
<b>1.E.</b> BHSET will continue to partner with the Health and Occupational Safety Association (HOSA) organization to provide education and supplies as needed.	Director of Volunteer Services						
<b>1.F.</b> BHSET will continue to partner with EMS to promote better health in the community, including regular lunch and learns surrounding trauma and emergency education.	Director of Emergency Services						
<b>1.G.</b> In conjunction with Acadian Emergency Services, BHSET will lead a recently-developed local Emergency Medicine Council to improve emergency medicine services for the community. Meetings are held periodically to collaborate and address issues in accessing emergency care within the community.	Director of Emergency Services						

Implementation Activity	Responsible Leader(s)	FY 2023		FY 2024		FY 2025	
		Progress	Key Results (As Appropriate)	Progress	Key Results (As Appropriate)	Progress	Key Results (As Appropriate)
<b>1.H.</b> BHSET will continue to engage in a variety of employee wellness initiatives, including: promoting employee and family wellness via Asset Health and the Hospital Wellness Committee; offering need specific special programs; CHIP (Coronary Health Improvement Plan); smoking cessation; weight management; collaborating with hospital cafeteria providers to highlight healthy food options; promoting fitness opportunities and exercise classes on campus, as well as discounted gym membership offerings; charitable fitness events; and providing mental health education through the Employee Assistance Program via Beacon Health Options.	Director of Human Resources						
<b>1.I.</b> BHSET offers low pricing for imaging and lab services for employees, and has contracted with Emergency Room physicians to lower pricing on services for employees as well. Additionally, urgent care services are in-network for employees.	Vice President of Revenue Cycle Management						
<b>1.J.</b> BHSET will continue to host outside professionals to provide education on medical research and therapy.	Director of Marketing						
<b>1.K.</b> BHSET will strive to maintain designation as a Texas Ten Step Facility by the Department of State Health Services and the Texas Hospital Association.	Director of Women's Services						
<b>1.L.</b> BHSET will continue to partner with Best Fed Beginnings to provide Breast Milk Depot services. This program involves healthy, lactating women to donate their extra breast milk to preterm and ill infants in need when a mother cannot provide her own breast milk. Partnering with the Breast Milk Bank of Austin, potential donors are evaluated and screened. Once approved, they will be allowed to donate breast milk on site at Baptist Beaumont Hospital and the breast milk will be sent to Austin to be used by all Texas hospitals.	Director of Women's Services						

Implementation Activity	Responsible Leader(s)	FY 2023		FY 2024		FY 2025	
		Progress	Key Results (As Appropriate)	Progress	Key Results (As Appropriate)	Progress	Key Results (As Appropriate)
<b>1.M.</b> BHSET will continue to partner with the Congregational Health Ministry (Parish Nursing) to provide a Faith Community Nursing program designed to promote the ministry of the nurse in local congregations, training and certifying nurses to become Faith Community Nurses (FCN). This program provides unreimbursed services and training to educate faith-based nurses to function in their respective congregations and assist them with the implementation of their congregational programming. BHSET, Faith Community Nurses, partnering with Congregational Health Ministry, will work together with other health professionals to provide assessment through screening and consultations (i.e., health education as appropriate for identified needs, referral for care and follow-up, coordination of health ministries' activities).	Director of Chaplain Services						
<b>1.N.</b> BHSET will continue to participate in the annual Women's Conference to provide education to women in the community.	Director of Marketing						
<b>1.O.</b> BHSET will continue to provide free immunizations to local private and public school faculty members, including influenza, shingles, pertussis and pneumonia vaccinations, as well as TB skin tests.	Director of Marketing						
<b>1.P.</b> BHSET and the SmartHealth Clinic will continue to follow up on chronic disease management of higher risk patients in order to provide high quality, follow up care with guidance if necessary. Benefits will be improved quality of care, increased attention to patient safety, smoother care transitions, decreased healthcare costs and improved time savings for referring providers.	Director of SmartHealth Clinic						
<b>1.Q.</b> BHSET will continue to participate in the Community Nursing Home Consortium, which includes all local nursing homes, Skilled Nursing Facilities, and Home Health Care Agencies, to meet on a quarterly basis and comprehensively discuss and address any emerging issues in the area and how to address such issues to improve quality and efficiency of care for patients needing home health, nursing home and palliative care. Bi-annual educational programs are offered.	Director of Care Management						
<b>1.R.</b> BHSET personnel serve in leadership roles and as volunteers with many agencies and committees in the community.	Director of Marketing						

Implementation Activity	Responsible Leader(s)	FY 2023		FY 2024		FY 2025	
		Progress	Key Results (As Appropriate)	Progress	Key Results (As Appropriate)	Progress	Key Results (As Appropriate)
<b>1.S.</b> BHSET will continue to provide HIV Education in partnership with a grant from Texas Department of State Health Services to provide free HIV screening and linkage to care for HIV positive patients.	HIV Screening Program Coordinator						
<b>1.T.</b> BHSET will support communicable disease prevention and education in the community including a focus on World AIDS Day and educational speakers.	HIV Screening Program Coordinator	<i>Current Examples include: free STI testing (HepC, HIV and Syphilis)</i>					
<b>1.U.</b> The SmartHealth Clinic will continue to partner with the Beaumont Health Department to provide screenings for their patients who access services for STI care.	HIV Screening Program Coordinator						
<b>1.V.</b> The Julie & Ben Rogers Cancer Institute offers free prostate screenings in the month of September to promote early detection of the disease. A team of the Cancer Institute employees generously contribute their time and expertise to the Gift of Life educational programs. BHSET staff will participate as volunteers in any prostate screening events offered through the Gift of Life Program.	Director of Cancer Services						
<b>1.W.</b> During the holiday season, BHSET employees collect gifts for children within the Child Protective Service Agency of Southeast Texas, and distribute gifts to senior adults as well, in conjunction with Home Instead Homecare. The "Angel Tree" and employee participants provide children and senior adults with a joyous Christmas delivery. BHSET also adopts several cancer patients and their families to provide them with resources.	Director of Marketing						

## Priority #2: Access to Mental and Behavioral Health Care Services and Providers

### Rationale:

Data suggests that residents in Jefferson and Orange Counties do not have adequate access to mental and behavioral health care services and providers. Jefferson and Orange Counties have a lower rate of mental health care providers per 100,000 than the state. Additionally, both counties have higher rates of adult (age 18+) depression and those individuals who reported having 14+ days of poor mental health.

Many interviewees mentioned the significant impact of natural disasters and the COVID-19 pandemic on residents' mental health. Several interviewees discussed the difficulty in recruiting mental and behavioral health providers and how the shortage of providers and resources is leading to long wait times for all payer types and outmigration to Houston. One interviewee stated: "The name of the game is long wait times for mental health, regardless of payment source. Even if you're cash, Medicare, low income, sliding scale, it's very hard to get in as a new patient." Another interviewee stated: "People who need psychological counseling go to Houston. They'll find Houston counseling centers with certified therapists, licensed counselors to go to."

Interviewees also discussed the need for affordable outpatient services and the concern surrounding how mental and behavioral health patients are landing in the Emergency Room, judicial system or using ambulances. One interviewee stated: "Post pandemic, there's an increase in mental health patients. We could double what we've put out there. A lot of people with mental health problems just end up in the back of an ambulance or the back of a police car." Another interviewee stated: "Mental and behavioral health is an issue, especially as it pertains to individuals placed in the judicial system inaccurately that really are more a mental or behavioral health issue."

Several people discussed the need for substance abuse treatment for women in the community and concerns about the impact of COVID-19 on remote access of services. One interviewee stated: "The need for substance abuse treatment is dire. Substance abuse disorder clogs our jails and prisons and also clogs our hospital ERs. Substance use disorders have been mainly focused on men however we're seeing a huge growth in a need of services for women." Another interviewee stated: "There's an enormous change since COVID-19 came around. Almost all mental health providers are remote now, psychiatrists as well as counselors. There are a few who have gone back to face to face, but very few. Most are very remote."

### Objective:

*Provide a point of access for mental health services in the community*

Implementation Activity	Responsible Leader(s)	FY 2023		FY 2024		FY 2025	
		Progress	Key Results (As Appropriate)	Progress	Key Results (As Appropriate)	Progress	Key Results (As Appropriate)
<b>2.A.</b> BHSET partners with the Spindletop Center to offer mental health. Baptist Beaumont pays for the first 48 hours for qualified patients, such as the uninsured.	Director of Psychiatric Services						
<b>2.B.</b> Through grant funding, BHSET offers behavioral health services for children age 6 to 12 years through its Behavioral Health Center. The inpatient care program is provided for those children with mental illness who are in need of 24-hour hospitalization, and is designed to increase problem solving and communication skills and enhance self-esteem. BHSET also offers a transition to outpatient treatment for those who are ready as well.	Director of Psychiatric Services						
<b>2.C.</b> BHSET discharge planners will continue to work with patients to refer them to appropriate facilities for their needed care, such as Spindletop and the Sprint Team, the Wood Group, the Dream Center, and community boarding homes and halfway homes.	Director of Psychiatric Services						
<b>2.D.</b> In addition to recruited psychiatrists, BHSET offers UTMB resident services on weekends and is exploring establishing a psychiatric residency program.	Director of Psychiatric Services, Vice President of Operations						

Implementation Activity	Responsible Leader(s)	FY 2023		FY 2024		FY 2025	
		Progress	Key Results (As Appropriate)	Progress	Key Results (As Appropriate)	Progress	Key Results (As Appropriate)
<b>2.E.</b> BHSET will continue to be available to speak at local middle and high schools with regard to promoting mental or behavioral health on an as needed basis. BHSET personnel have presented to local middle and high schools on emerging issues such as bullying, self harm, and recreational drug abuse.	Director of Marketing, Director of Psychiatric Services						
<b>2.F.</b> BHSET is an active member of the Community Mental Health Consortium, including all 3 hospitals in the area as well as law enforcement and EMS services, that meets periodically to discuss how to better address mental health services in the community.	Director of Marketing						
<b>2.G.</b> BHSET will continue to provide transportation for mental health patients to get to their necessary therapy through the mobile vans.	Director of Psychiatric Services						
<b>2.H.</b> BHSET will continue to provide geriatric psychiatry services through its Senior Care Unit.	Director of Behavioral Health Services						
<b>2.I.</b> Upon discharge from the Behavioral Health Center, patients may seek available services through the Intensive Outpatient Program to continue their care as needed.	Director of Psychiatric Services						
<b>2.J.</b> BHSET offers electroconvulsive therapy (ECT) services, as the only facility to offer such services between Houston, TX and New Orleans, LA.	Director of Psychiatric Services						
<b>2.K.</b> Under grant funding, BHSET offers art and music therapy services for patients that may benefit from such services.	Director of Psychiatric Services						

## Priority #3: Access to Primary and Specialty Care Services and Providers

### Rationale:

Both counties have higher preventable hospitalization rates than the state. Additionally, Jefferson and Orange Counties have several Health Professional Shortage Area and Medically Underserved Area/Population designations as defined by the U.S. Department of Health and Human Services Health Resources and Services Administration (HRSA).

With regards to primary care access, interviewees noted difficulty accessing primary care in Southeast Texas, particularly for the low income, un/underinsured and Medicare/Medicaid residents in the area. Interviewees discussed the limited supply of resources accepting underserved residents and how that is leading to long wait times. One interviewee stated: "...There's not a huge amount of PCPs who are taking Medicare, Medicaid, and/or un/underinsured patients. There are a few resources in town and the wait times for those resources are very long."

Interviewees discussed long wait times for appointments in the community and that is leading to patients inappropriately using the Emergency Room, individuals foregoing care and worsened health outcomes. In conjunction to that, interviewees mentioned how the urgent care services are used by individuals because they perceive it to be lower in cost and having a shorter wait time than their provider. One interviewee stated: "I seek out one of the urgent care facilities when I'm sick because I know it's a shorter wait time and what my copay will be, so I very seldom use my PCP when I'm ill."

It was noted that residents who were impacted by disasters are utilizing urgent care facilities as a stop-gap measure. Several people mentioned the difficulty in accessing primary care in Orange County and the need for greater diversity in providers who can relate to minority populations in the community. One interviewee stated: "We need to have more diversity in primary care providers. We have an emerging Spanish speaking population. They may understand English but they're more comfortable expressing themselves in Spanish. There's also a shortage of black female providers and more requests for black female providers."

Access to specialty care was brought up by several interviewees as a need because there has been historical outmigration to Houston due to a "bigger is better" perception of services. Additionally, several people noted the long wait times in the area for specialty care services and that is leading to individuals foregoing care, particularly the un/underinsured and Medicaid patients. One interviewee stated: "They do have wait times, there are many who do not accept Medicaid or un/underinsured so it takes a longer time for people to get into care. That's actually causing a lot of people to forego care."

Interviewees also discussed the difficulty in finding providers with similar cultural backgrounds and how this issue is leading to some individuals foregoing care. In Jefferson County specifically, interviewees mentioned the limited supply of certain specialties causing patients to travel to nearby communities and these services include: OB/GYN, Neurology, Rheumatology, Endocrinology, Pain management, Ortho/Spine, Female Cancer, and inpatient Pediatric surgery. For Orange County, it was mentioned that there was a greater shortage of specialty services due to lack of a hospital. One interviewee stated: "In Orange County, we've lost a lot of our specialty doctors because there's not a hospital so they don't want to be in a smaller area without a hospital."

### Objective:

*Implement and offer programs that aim to address access to primary and specialty care services in the community through recruitment and retention efforts*

Implementation Activity	Responsible Leader(s)	FY 2023		FY 2024		FY 2025	
		Progress	Key Results (As Appropriate)	Progress	Key Results (As Appropriate)	Progress	Key Results (As Appropriate)
<b>3.A.</b> BHSET recently completed its Medical Staff Development Plan to outline a physician/provider recruitment plan for the next few years, and will use this report as a roadmap for its recruitment efforts.	Director of Business Development						
<b>3.B.</b> BHSET will continue to provide emergency coverage for uninsured patients for primary and specialty care services.	Director of Emergency Services						
<b>3.C.</b> BHSET will continue implementation of the CIHQ Stroke Certified Program and grow the Stroke Education Program targeting the following counties: Hardin, Orange, Jasper, Jefferson, and Tyler Counties. This will include educational programs on the prevention of vascular diseases related to strokes, monthly stroke meetings and community and employee educational events.	Chief Nursing Officer						
<b>3.D.</b> BHSET will continue to increase access to care through the provision of telehealth services to applicable patients.	Chief Nursing Officer, Director of Emergency Services	<i>Current Examples include: telestroke, teleneurology</i>					



Implementation Activity	Responsible Leader(s)	FY 2023		FY 2024		FY 2025	
		Progress	Key Results (As Appropriate)	Progress	Key Results (As Appropriate)	Progress	Key Results (As Appropriate)
<b>3.E.</b> BHSET offers the infusion clinic in Jasper County for rheumatic and cancer-related patients.	Vice President of Operations						
<b>3.F.</b> BHSET will continue its Baptist Hospital School of Radiological Technology, which has been accredited by the American Board of Health Education Services (ABHES), to provide accepted students with clinical rotation education over a span of 2 years. Students graduate with an Associate's degree.	Director of the Radiology School						
<b>3.G.</b> BHSET will continue to serve as a teaching facility for Radiology, RN, Respiratory Therapy, Pharmacy and Dietetics students.	Departmental Directors						
<b>3.H.</b> BHSET will provide rotations for 3rd and 4th year medical students at Sam Houston State University, and rotations for 3rd and 4th year obstetric students at UTMB.	Medical Director of Behavioral Health						
<b>3.I.</b> BHSET will continue to offer cancer-related clinical trials in conjunction with UTMB.	Medical Director of Baptist Regional Cancer Network						
<b>3.J.</b> BHSET will continue to explore opportunities to expand access to providers and services in the primary and secondary service areas.	Chief Operating Officer	<i><b>Current Examples include:</b> Orange Clinic, metabolic clinic for bariatric and GERD patients, partnership with Pinnacle to open a physical therapy clinic in the West End neighborhood, Concierge Breast Program at the Dauphin Center, Structural Heart Program, exploring a freestanding imaging/infusion and primary care office in Lumberton, TX</i>					
<b>3.K.</b> BHSET will continue its partnership with the Legacy Clinic and local OB/GYNs to coordinate deliveries at the hospital for the underserved populations.	Director of Women's Services						

## Priority #4: Increased Emphasis on Education and Awareness of Existing Health Care Resources

### Rationale:

Interviewees raised concern surrounding the limited awareness of local opportunities to access health resources and the difference between health care access points. One interviewee stated: "People just don't know where to go. The community in general is not very visible about where people can go just for health care. It doesn't matter if it's a pregnancy test or surgery, there doesn't seem to be a hub where everyone goes to. People do not know where to go. There's just no navigator - this is not just uninsured people, it's all different kinds of people and payer types."

Several interviewees discussed health literacy, connectivity/social media and cost barriers to care as factors inhibiting awareness of health care resources in the community. Concern was raised surrounding lack of awareness of available primary care services for the underserved residents in the community. Several people discussed the difficulty in accessing/utilizing appropriate healthcare resources for the underserved population and how that is leading to delaying or foregoing care. One interviewee stated: "I don't think people are aware of everything they can get that may be low cost. There's a lot of people that may not go seek out medical help when they have an issue for fear of not having the money to pay for it."

It was mentioned that in Orange County, there is a lack of resources and that is leading to a limited number of residents seeking appropriate care. Lastly, challenges were discussed in finding methods of communication and education for the homeless population in the community. One interviewee stated: "There is not a single shelter in Orange County for homeless people and that makes it hard to communicate with them, educate them, even let them know what is available to help them. When they don't have shelter, it also means they're going to the doctor and getting medications they have nowhere to store."

### Objective:

*Participate in initiatives and create opportunities to emphasize and educate community members on existing health care resources*

Implementation Activity	Responsible Leader(s)	FY 2023		FY 2024		FY 2025	
		Progress	Key Results (As Appropriate)	Progress	Key Results (As Appropriate)	Progress	Key Results (As Appropriate)
<b>4.A.</b> The on-site SmartHealth Clinic at BHSET is designed to follow up with high-risk, recently discharged emergency room patients who have chronic diseases such as acute heart failure, COPD, Diabetes and/or hypertension. Patient demographics include uninsured, indigent, Medicaid and underserved. Navigators at the clinic make sure that all of the patients' transportation needs are met and assist them in finding low-cost or free health resources that they might qualify for in the community.	HIV Screening Program Coordinator						
<b>4.B.</b> BHSET will continue its contract with Savista to assist patients in getting them signed up for any health coverage that they may qualify for. Savista also assists in helping mothers and their babies sign up for Medicaid and CHIP.	Director of Patient Access						
<b>4.C.</b> BHSET will continue to coordinate events during designated months, such as stroke awareness in May, prostate cancer in September, breast cancer awareness in October, and lung cancer awareness in November that may include the provision of low cost or free related screening services.	Director of Marketing						
<b>4.D.</b> BHSET will continue to support and/or participate in round table events (ministry, physicians, etc.) to better educate various community members on services available locally.	Director of Marketing						

Implementation Activity	Responsible Leader(s)	FY 2023		FY 2024		FY 2025	
		Progress	Key Results (As Appropriate)	Progress	Key Results (As Appropriate)	Progress	Key Results (As Appropriate)
4.E. BHSET will continue to increase awareness of its primary and specialty care service offerings in the community through various media outlets and advertisements.	Director of Care Management						

## Priority #5: Continued Focus on COVID-19 Prevention and Response

### Rationale:

Both counties have a lower percent of their population (age 5+) vaccinated with the COVID-19 vaccine as compared to the state (information as of November 30, 2021).

Interviewees expressed appreciation for the hospital and the community's quick response to the COVID-19 pandemic as well as the distribution of vaccines and appropriate communication regarding information about the pandemic. However, concerns were brought up about the impact of the pandemic including: vaccine administration; new virus strains; long term health effects of the COVID-19 virus as well as the vaccine, availability of vaccines and the limited supply of associated specialists; and the financial impact on health care systems. One interviewee stated: "We don't know what's going to happen with people who have had COVID-19, and we don't have a lot of either one of those specialists in this town. It's going to have a lot of lasting effects, we just don't know yet." Another interviewee stated: "The concern around the COVID-19 vaccine - what will this look like moving forward? Will it be available every year? What are the long term effects? The long term effects of vaccinations and availability is my biggest concern and think it'll be the biggest concern of a lot of people."

It was also mentioned that there is an increasing rate of mental health concerns due to COVID-19 and the pandemic, including youth substance abuse and isolation and fear in the elderly population. One interviewee specifically stated: "With COVID-19, people have been home with nothing to do and are so bored that they're turning to substances. Substance abuse seems to be everywhere in the schools, and now it seems to be in the middle schools."

### Objective:

*Implement and offer programs that aim to reduce the impact of the COVID-19 pandemic*

Implementation Activity	Responsible Leader(s)	FY 2023		FY 2024		FY 2025	
		Progress	Key Results (As Appropriate)	Progress	Key Results (As Appropriate)	Progress	Key Results (As Appropriate)
<b>5.A.</b> BHSET will continue to provide education on COVID-19 as opportunities arise.	Director of Marketing						
<b>5.B.</b> BHSET continues following CDC guidelines and community standards to control the spread and reduce risk of COVID-19 infection when discharging patients to a lower level of care and their home environment.	Director of Marketing						
<b>5.C.</b> BHSET continues to report COVID-19 test and patient admissions data to the state and Centers for Disease Control (CDC) in an ongoing effort to share timely information and research regarding the pandemic. Vaccination rates at the hospital are also provided.	Director of Infection Prevention						

## **Section 3:**

# **Feedback, Comments and Paper Copies**



---

# **INPUT REGARDING THE HOSPITAL'S CURRENT CHNA**



# CHNA Feedback Invitation

---

- Baptist Hospitals of Southeast Texas invites all community members to provide feedback on its existing CHNA and Implementation Plan.
- To provide input on this CHNA, please see details at the end of this report or respond directly to the hospital online at the site of this download.

# Feedback, Questions or Comments?

---

Please address any written comments on the CHNA and Implementation Plan and/or requests for a copy of the CHNA and Implementation Plan to:

**Stephanie Harris, Director of Communications and Marketing**

Baptist Hospitals of Southeast Texas

3080 College Street

Beaumont, TX 77701

Phone: (409) 212-6030

Email: [stephanie.harris@bhset.net](mailto:stephanie.harris@bhset.net)

Please find the most up to date contact information on the Baptist Hospitals of Southeast Texas website under “Community Health Needs Assessment”:

<https://www.bhset.net/about-us/community-needs-assessments/>





# Thank you!

---

## **Community Hospital Corporation**

7950 Legacy Drive, Suite 1000

Plano, TX 75024

972-943-6400

[www.communityhospitalcorp.com](http://www.communityhospitalcorp.com)

**Lisette Hudson** - [lhudson@communityhospitalcorp.com](mailto:lhudson@communityhospitalcorp.com)

**Valerie Hayes** - [vhayes@communityhospitalcorp.com](mailto:vhayes@communityhospitalcorp.com)

**Alex Campbell** - [acampbell@communityhospitalcorp.com](mailto:acampbell@communityhospitalcorp.com)